



Test Report

FCC Part15 Subpart E

Product Name : WIRELESS-ABGN 3X3 NETWORK MINI
PCIE ADAPTER

Model No. : WLE350NX

FCC ID : TK4WLE350NX

Applicant : Compex Systems Pte Ltd

Address : 135 Joo Seng Road, #08-01 PM Industrial Building
Singapore 368363

Date of Receipt : 04/02/2013

Test Date : 05/02/2013~30/04/2013

Issued Date : 13/05/2013

Report No. : 132S008R-RF-US-P09V01

Report Version : V1.0

The test results relate only to the samples tested.

The test results shown in the test report are traceable to the national/international standard through the calibration of the equipment and evaluated measurement uncertainty herein.

This report must not be used to claim product endorsement by TAF, CNAS or any agency of the Government.

The test report shall not be reproduced except in full without the written approval of QuieTek Corporation.

Test Report Certification

Issued Date : 13/05/2013

Report No. : 132S008R-RF-US-P09V01



Product Name : WIRELESS-ABGN 3X3 NETWORK MINI PCIE ADAPTER
Applicant : Compex Systems Pte Ltd
Address : 135 Joo Seng Road, #08-01 PM Industrial Building
Singapore 368363
Manufacturer : Compex Systems Pte Ltd
Address : 135 Joo Seng Road, #08-01 PM Industrial Building
Singapore 368363
Model No. : WLE350NX
EUT Voltage : DC: 3.3V
Brand Name : COMPEX
Applicable Standard : FCC CFR Title 47 Part 15 Subpart E: 2012
ANSI C63.4: 2009; KDB 789033
Test Result : Complied
Performed Location : Suzhou EMC Laboratory
No.99 Hongye Rd., Suzhou Industrial Park Loufeng
Hi-Tech Development Zone., Suzhou, China
TEL: +86-512-6251-5088 / FAX: +86-512-6251-5098
FCC Registration Number: 800392

Documented By : Alice Ni
Reviewed By : Jame yuan
Approved By : Robin Wu

Laboratory Information

We, **Quietek Corporation**, are an independent EMC and safety consultancy that was established the whole facility in our laboratories. The test facility has been accredited/accepted(audited or listed) by the following related bodies in compliance with ISO 17025, EN 45001 and specified testing scope:

Taiwan R.O.C.	:	BSMI, NCC, TAF
Germany	:	TUV Rheinland
Norway	:	Nemko, DNV
USA	:	FCC, NVLAP
Japan	:	VCCI
China	:	CNAS

The related certificate for our laboratories about the test site and management system can be downloaded from Quietek Corporation's Web Site :<http://www.quietek.com/tw/ctg/cts/accreditations.htm>

The address and introduction of Quietek Corporation's laboratories can be founded in our Web site :
<http://www.quietek.com/>

If you have any comments, Please don't hesitate to contact us. Our contact information is as below:

HsinChu Testing Laboratory :

No.75-2, 3rd Lin, Wangye Keng, Yonghxing Tsuen, Qionglin Shiang, Hsinchu County 307, Taiwan, R.O.C.
TEL:+886-3-592-8858 / FAX:+886-3-592-8859 E-Mail : service@quietek.com

LinKou Testing Laboratory :

No.5-22, Ruishukeng, Linkou Dist., New Taipei City 24451, Taiwan, R.O.C.
TEL : 886-2-8601-3788 / FAX : 886-2-8601-3789 E-Mail : service@quietek.com

Suzhou Testing Laboratory :

No.99 Hongye Rd., Suzhou Industrial Park Loufeng Hi-Tech Development Zone., SuZhou, China
TEL : +86-512-6251-5088 / FAX : 86-512-6251-5098 E-Mail : service@quietek.com

TABLE OF CONTENTS

Description	Page
1. General Information	6
1.1. EUT Description	6
1.2. Mode of Operation	8
1.3. Tested System Details	11
1.4. Configuration of Tested System	12
1.5. EUT Exercise Software	13
2. Technical Test	14
2.1. Summary of Test Result	14
2.2. Test Environment	15
3. Conducted Emission	16
3.1. Test Equipment	16
3.2. Test Setup	16
3.3. Limit.....	17
3.4. Test Procedure	17
3.5. Uncertainty	17
3.6. Test Result	18
4. Radiated Emission	20
4.1. Test Equipment	20
4.2. Test Setup	21
4.3. Limit.....	22
4.4. Test Procedure	22
4.5. Uncertainty	23
4.6. Test Result	24
5. Operation Frequency Range of 20dB Bandwidth.....	52
5.1. Test Equipment	52
5.2. Test Setup	52
5.3. Limit.....	52
5.4. Test Procedure	52
5.5. Uncertainty	52
5.6. Test Result	53
6. Occupied Bandwidth	89
6.1. Test Equipment	89
6.2. Test Setup	89
6.3. Limit.....	89
6.4. Test Procedure	90
6.5. Uncertainty	90
6.6. Test Result	91

7. Power Output.....	133
7.1. Test Equipment	133
7.2. Test Setup	133
7.3. Limit.....	133
7.4. Test Procedure	134
7.5. Uncertainty	134
7.6. Test Result	135
8. Peak Power Spectral Density.....	144
8.1. Test Equipment	144
8.2. Test Setup	144
8.3. Limit.....	144
8.4. Test Procedure	145
8.5. Uncertainty	145
8.6. Test Result	146
9. Peak Excursion.....	230
1.1. Test Equipment	230
1.2. Test Setup	230
1.3. Limit.....	230
1.4. Test Procedure	231
1.5. Uncertainty	231
1.6. Test Result	232
10. Radiated Emission Band Edge.....	274
10.1. Test Equipment	274
10.2. Test Setup	274
10.3. Limit.....	274
10.4. Test Procedure	276
10.5. Uncertainty	276
10.6. Test Result	277
11. Frequency Stability	649
11.1. Test Equipment	649
11.2. Test Setup	649
11.3. Limit.....	649
11.4. Test Procedure	650
11.5. Uncertainty	650
11.6. Test Result	651

1. General Information

1.1. EUT Description

Product Name	WIRELESS-ABGN 3X3 NETWORK MINI PCIE ADAPTER
Brand Name	COMPEX
Model No.	WLE350NX
EUT Voltage	DC 3.3V
Frequency Range	<p>For 2.4GHz Band 802.11b/g/n(20MHz): 2412~2462MHz 802.11n(40MHz): 2422~2452MHz</p> <p>For 5.0GHz Band 802.11a/n(20MHz): 5180~5320MHz, 5500~5580, 5680~5700MHz, 5745~5825MHz 802.11n(40MHz): 5190~5310MHz, 5510~5550MHz, 5755~5795MHz</p>
Channel Number	<p>For 2.4GHz Band 802.11b/g/n(20MHz): 11 802.11n(40MHz): 7</p> <p>For 5.0GHz Band 802.11a/n(20MHz): 20 802.11n(40MHz): 8</p>
Type of Modulation	802.11b: DSSS 802.11a/g/n: OFDM
Data Rate	802.11a/g: 6/9/12/18/24/36/48/54 Mbps 802.11b: 1/2/5.5/11 Mbps 802.11n: up to 450 Mbps
Channel Control	Auto
Antenna Delivery	3*Tx + 3*Rx
Antenna Type	Reference to antenna List
Peak Antenna Gain	Reference to antenna List

For 2.4GHz Band

802.11b/g/n(20MHz) Working Frequency of Each Channel:							
Channel	Frequency	Channel	Frequency	Channel	Frequency	Channel	Frequency
01	2412 MHz	02	2417 MHz	03	2422 MHz	04	2427 MHz
05	2432 MHz	06	2437 MHz	07	2442 MHz	08	2447 MHz
09	2452 MHz	10	2457 MHz	11	2462 MHz	N/A	N/A

802.11n(40MHz) Working Frequency of Each Channel:							
Channel	Frequency	Channel	Frequency	Channel	Frequency	Channel	Frequency
03	2422 MHz	04	2427 MHz	05	2432 MHz	06	2437 MHz
07	2442 MHz	08	2447 MHz	09	2452 MHz	N/A	N/A

For 5.0GHz Band

802.11a/n(20MHz) Working Frequency of Each Channel:							
Channel	Frequency	Channel	Frequency	Channel	Frequency	Channel	Frequency
36	5180 MHz	40	5200 MHz	44	5220 MHz	48	5240 MHz
52	5260 MHz	56	5280 MHz	60	5300 MHz	64	5320 MHz
100	5500 MHz	104	5520 MHz	108	5540 MHz	112	5560 MHz
116	5580 MHz	120	5600 MHz	124	5620 MHz	128	5640 MHz
132	5660 MHz	136	5680 MHz	140	5700 MHz	149	5745 MHz
153	5765 MHz	157	5785 MHz	161	5805 MHz	165	5825 MHz

802.11n(40MHz) Working Frequency of Each Channel:							
Channel	Frequency	Channel	Frequency	Channel	Frequency	Channel	Frequency
38	5190 MHz	46	5230 MHz	54	5270 MHz	62	5310 MHz
102	5510 MHz	110	5550 MHz	118	5590 MHz	126	5630 MHz
134	5670 MHz	151	5755 MHz	159	5795 MHz	N/A	N/A

Note: This Wireless Module can't operate in 5600~5650 MHz band in Canada/US.

802.11a/b/g/n Antenna List

Antenna	Manufacturer	Peak Gain
Panel Antenna	A*STAR Institute for Infocomm Research	3dBi for 2.4GHz, 5dBi for 5GHz
Dipole Antenna 1#	SmartAnt Telecom Co., Ltd.	4.5dBi for 2.4GHz, 7dBi for 5GHz
Dipole Antenna 2#	Kunshan Wavelink Electronic Co., Ltd.	2dBi for 2.4GHz and 5GHz

1.2. Mode of Operation

QuieTek has verified the construction and function in typical operation. All the test modes were carried out with the EUT in normal operation, which was shown in this test report and defined as:

Test Mode
Mode 1: Transmit by 802.11a
Mode 2: Transmit by 802.11n (20MHz)
Mode 3: Transmit by 802.11n (40MHz)

Note:

1. Regards to the frequency band operation: the lowest, middle and highest frequency of channel were selected to perform the test, then shown on this report.
2. This device is a composite device in accordance with Part 15 Subpart B regulations. The function for the receiver was measured and made a test report that the report number is 132S008R-RF-US-P01V02.

Power Parameter Value of the test software

Test Mode	Test Channel	Chain0	Chain1	Chain2	Chain0+1	Chain0+1+2
802.11a	5180	11.0	6.5	7.0	x	x
	5200	11.0	6.5	7.0	x	x
	5240	10.5	6.5	7.0	x	x
	5260	11.5	12.5	13.5	x	x
	5300	12.0	12.5	14.5	x	x
	5320	12.0	12.5	14.5	x	x
	5500	12.5	13.5	13.5	x	x
	5580	12.5	13.5	14.0	x	x
	5700	12.5	15.0	16.5	x	x
802.11n(20MHz)	5180	11.0	6.0	7.0	3.0	2.0
	5200	10.5	6.5	7.0	3.0	3.0
	5240	11.0	6.5	7.0	3.5	5.5
	5260	11.5	12.5	13.5	11.0	11.5
	5300	12.5	13.0	13.5	12.0	11.5
	5320	12.5	13.5	14.0	10.0	11.5
	5500	13.5	14.5	14.0	11.0	12.5
	5580	13.5	14.5	14.0	11.0	12.5
	5700	13.5	18.0	14.0	11.0	12.5
802.11n(40MHz)	5190	11.0	6.5	6.0	4.0	5.5
	5230	11.0	6.5	6.0	4.0	5.5
	5270	13.0	12.5	13.0	11.0	9.0
	5310	12.5	13.5	13.0	11.0	9.5
	5510	13.0	14.0	13.0	12.0	11.0
	5550	13.0	14.0	13.0	12.0	10.5

The test mode of the test software can support.

Test Mode	Chain0	Chain1	Chain2	Chain0+1	Chain0+1+2
802.11a	√	√	√	×	×
802.11n(20MHz)	√	√	√	√	√
802.11n(40MHz)	√	√	√	√	√

Duty Cycle

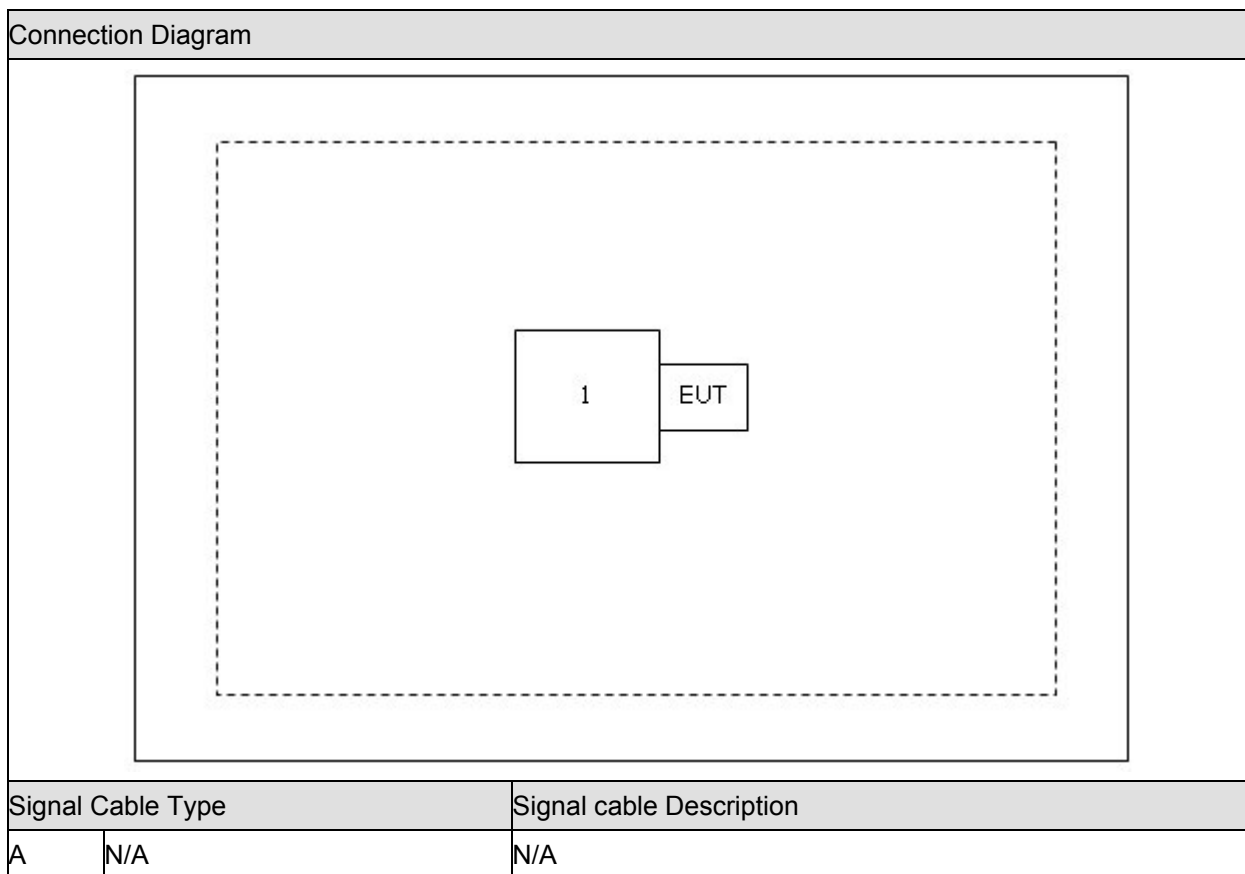
Test Mode	Duty Cycle
802.11a	99%
802.11n(20MHz)	99%
802.11n(40MHz)	99%

1.3. Tested System Details

The types for all equipments, plus descriptions of all cables used in the tested system (including inserted cards) are:

Product		Manufacturer	Model No.	Serial No.	Power Cord
1	Notebook	DELL	E520	N/A	Non-Shielded, 1.8m

1.4. Configuration of Tested System



1.5. EUT Exercise Software

1	Setup the EUT and simulators as shown on above.
2	Turn on the power of equipment.
3	Run the RF test software "Art2", and set the test mode and channel, then press OK to start continue Transmit or receive.

2. Technical Test

2.1. Summary of Test Result

- No deviations from the test standards
- Deviations from the test standards as below description:

Performed Test Item	Normative References	Test Performed	Deviation
Conducted Emission	FCC CFR Title 47 Part 15 Subpart C: 2012 Section 15.207	Yes	No
Radiated Emission	FCC CFR Title 47 Part 15 Subpart C: 2012 Section 15.209	Yes	No
Operation Frequency Range of 20dB Bandwidth	FCC CFR Title 47 Part 15 Subpart C: 2012 15.215(c)	Yes	No
26dB Occupied Bandwidth	FCC CFR Title 47 Part 15 Subpart C: 2012 Section 15.407(a)	Yes	No
Power Output	FCC CFR Title 47 Part 15 Subpart C: 2012 Section 15.407(a)	Yes	No
Peak Power Spectral Density	FCC CFR Title 47 Part 15 Subpart C: 2012 Section 15.407(a)	Yes	No
Peak Excursion	FCC CFR Title 47 Part 15 Subpart C: 2012 Section 15.407(a)(6)	Yes	No
Radiated Emission Band Edge	FCC CFR Title 47 Part 15 Subpart C: 2012 Section 15.205, 15.407(b)	Yes	No
Frequency Stability	FCC CFR Title 47 Part 15 Subpart C: 2007 Section 15.407(g)	Yes	No

2.2. Test Environment

Items	Required (IEC 68-1)	Actual
Temperature (°C)	15-35	21
Humidity (%RH)	25-75	50
Barometric pressure (mbar)	860-1060	950-1000

3. Conducted Emission

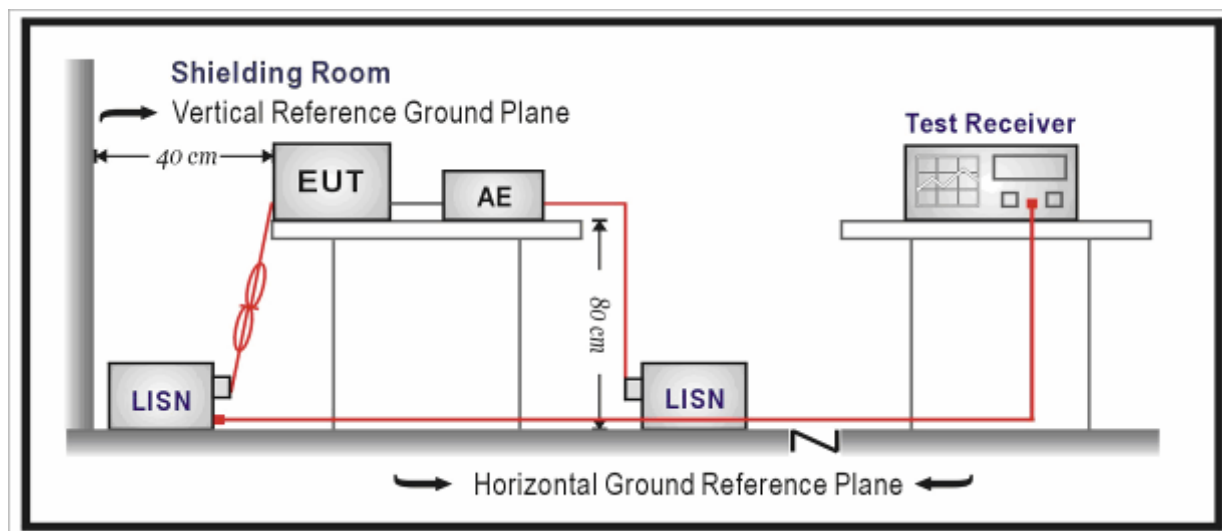
3.1. Test Equipment

Conducted Emission / TR-1

Instrument	Manufacturer	Type No.	Serial No.	Cal. Date
EMI Test Receiver	R&S	ESCI	100726	2014.03.30
Two-Line V-Network	R&S	ENV216	100043	2014.03.30
Two-Line V-Network	R&S	ENV216	100044	2013.09.17
50ohm Coaxial Switch	Anritsu	MP59B	6200464462	2014.03.01
50ohm Termination	SHX	TF2	07081401	2013.09.17
Temperature/Humidity Meter	zhicheng	ZC1-2	TR1-TH	2014.01.10

Note: All equipments are calibrated with traceable calibrations. Each calibration is traceable to the national or international standards.

3.2. Test Setup



3.3. Limit

FCC Part 15 Subpart C Paragraph 15.207 Limits		
Frequency (MHz)	QP (dBuV)	AV (dBuV)
0.15 - 0.50	66 - 56	56 - 46
0.50 - 5.0	56	46
5.0 - 30	60	50

Note 1: The lower limit shall apply at the transition frequencies.

Note 2: The limit decreases linearly with the logarithm of the frequency in the range 0.15 MHz to 0.5 MHz.

3.4. Test Procedure

The EUT was setup according to ANSI C63.4, 2009 & ANSI C63.10: 2009.

The EUT was placed on a platform of nominal size, 1 m by 1.5 m, raised 80 cm above the conducting ground plane. The vertical conducting plane was located 40 cm to the rear of the EUT. All other surfaces of EUT were at least 80 cm from any other grounded conducting surface. The EUT and simulators are connected to the main power through a line impedance stabilization network (LISN). The LISN provides a 50 ohm /50uH coupling impedance for the measuring equipment. The peripheral devices are also connected to the main power through a LISN. (Please refer to the block diagram of the test setup and photographs)

Each current-carrying conductor of the EUT power cord, except the ground (safety) conductor, was individually connected through a LISN to the input power source.

The excess length of the power cord between the EUT and the LISN receptacle were folded back and forth at the center of the lead to form a bundle not exceeding 40 cm in length.

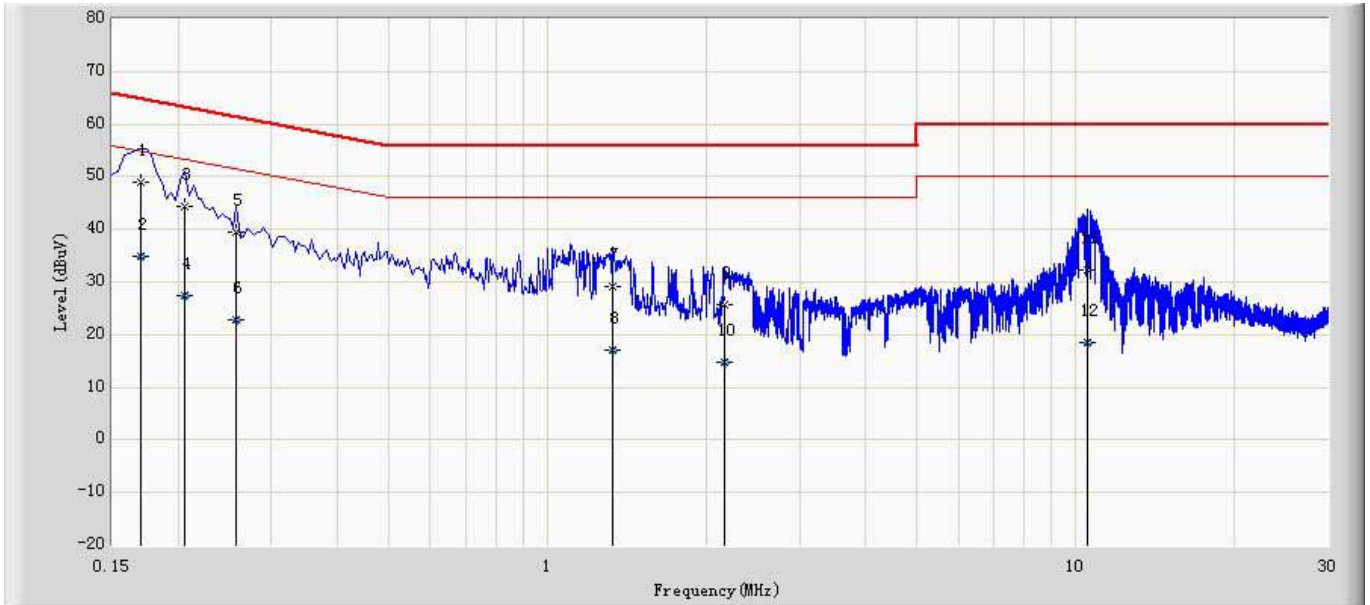
Conducted emissions were investigated over the frequency range from 0.15MHz to 30MHz using a receiver bandwidth of 9kHz.

3.5. Uncertainty

The measurement uncertainty is defined as ± 2.02 dB

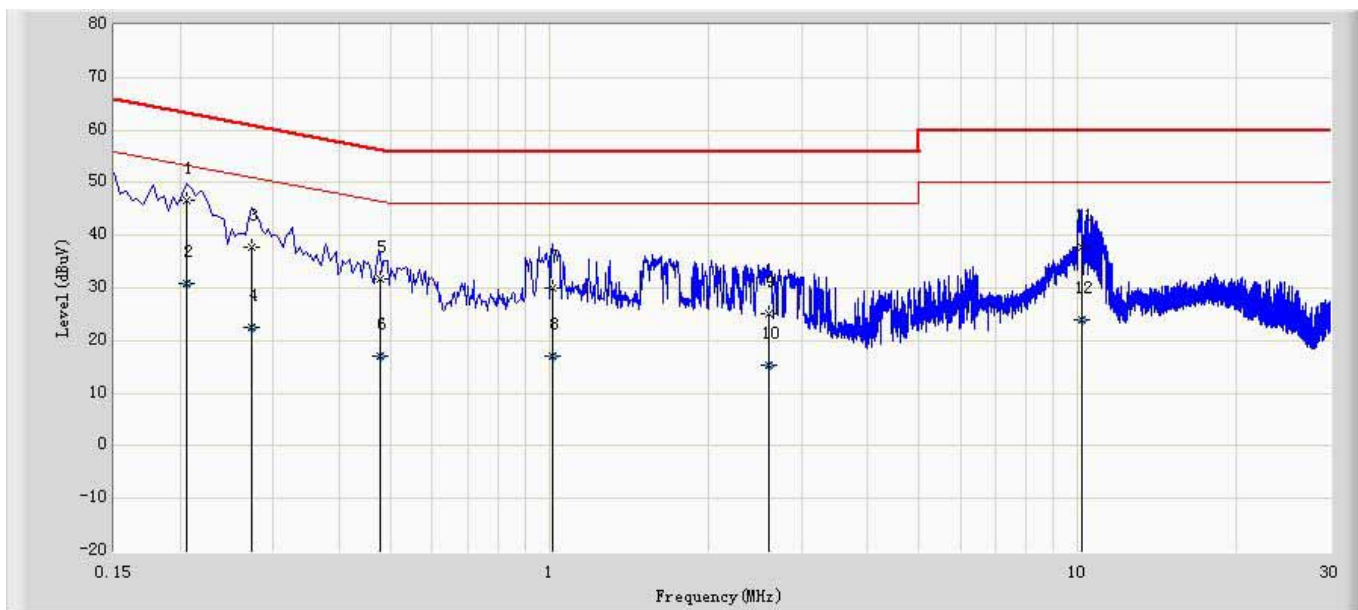
3.6. Test Result

Site: TR1	Time: 2013/04/22 - 19:56
Limit: FCC_Part15.207_CE_AC Power_ClassB	Margin: 0
Probe: ENV216_101044(0.009-30MHz)	Polarity: Line
EUT: WIRELESS-ABGN 3X3 NETWORK MINI PCIE ADAPTER	Power: AC 120V/60Hz
Note: Mode1: Transmit by 802.11a	



No	Mark	Frequency (MHz)	Measure Level (dBuV)	Reading Level (dBuV)	Over Limit (dB)	Limit (dBuV)	Factor (dB)	Type
1	*	0.170	48.908	39.057	-16.052	64.960	9.851	QP
2		0.170	34.793	24.942	-20.168	54.960	9.851	AV
3		0.206	44.485	34.624	-18.880	63.365	9.861	QP
4		0.206	27.307	17.446	-26.058	53.365	9.861	AV
5		0.258	39.513	29.645	-21.983	61.496	9.868	QP
6		0.258	22.788	12.920	-28.707	51.496	9.868	AV
7		1.330	29.245	19.448	-26.755	56.000	9.797	QP
8		1.330	17.182	7.385	-28.818	46.000	9.797	AV
9		2.158	25.803	16.012	-30.197	56.000	9.791	QP
10		2.158	14.717	4.926	-31.283	46.000	9.791	AV
11		10.534	32.287	22.272	-27.713	60.000	10.015	QP
12		10.534	18.507	8.492	-31.493	50.000	10.015	AV

Site: TR1	Time: 2013/04/22 - 20:01
Limit: FCC_Part15.207_CE_AC Power_ClassB	Margin: 0
Probe: ENV216_101044(0.009-30MHz)	Polarity: Neutral
EUT: WIRELESS-ABGN 3X3 NETWORK MINI PCIE ADAPTER	Power: AC 120V/60Hz
Note: Mode1: Transmit by 802.11a	



No	Mark	Frequency (MHz)	Measure Level (dBuV)	Reading Level (dBuV)	Over Limit (dB)	Limit (dBuV)	Factor (dB)	Type
1	*	0.206	46.688	36.771	-16.677	63.365	9.917	QP
2		0.206	30.816	20.900	-22.549	53.365	9.917	AV
3		0.274	37.702	27.766	-23.293	60.996	9.937	QP
4		0.274	22.516	12.579	-28.480	50.996	9.937	AV
5		0.478	31.638	21.589	-24.736	56.374	10.049	QP
6		0.478	16.934	6.885	-29.440	46.374	10.049	AV
7		1.014	30.041	20.004	-25.959	56.000	10.038	QP
8		1.014	17.184	7.146	-28.816	46.000	10.038	AV
9		2.594	25.154	15.175	-30.846	56.000	9.978	QP
10		2.594	15.481	5.503	-30.519	46.000	9.978	AV
11		10.170	37.698	27.319	-22.302	60.000	10.379	QP
12		10.170	23.943	13.564	-26.057	50.000	10.379	AV

4. Radiated Emission

4.1. Test Equipment

Radiated Emission / AC-2

Instrument	Manufacturer	Type No.	Serial No.	Cal. Date
EMI Test Receiver	R&S	ESCI	100573	2014.03.30
Bilog Chainenna	Teseq GmbH	CBL6112D	27611	2013.10.15
Coaxial Cable	Huber+Suhner	SUCOFLEX 106	AC2-C	2014.03.01
Temperature/Humidity Meter	Zhicheng	ZC1-2	AC2-TH	2014.01.09

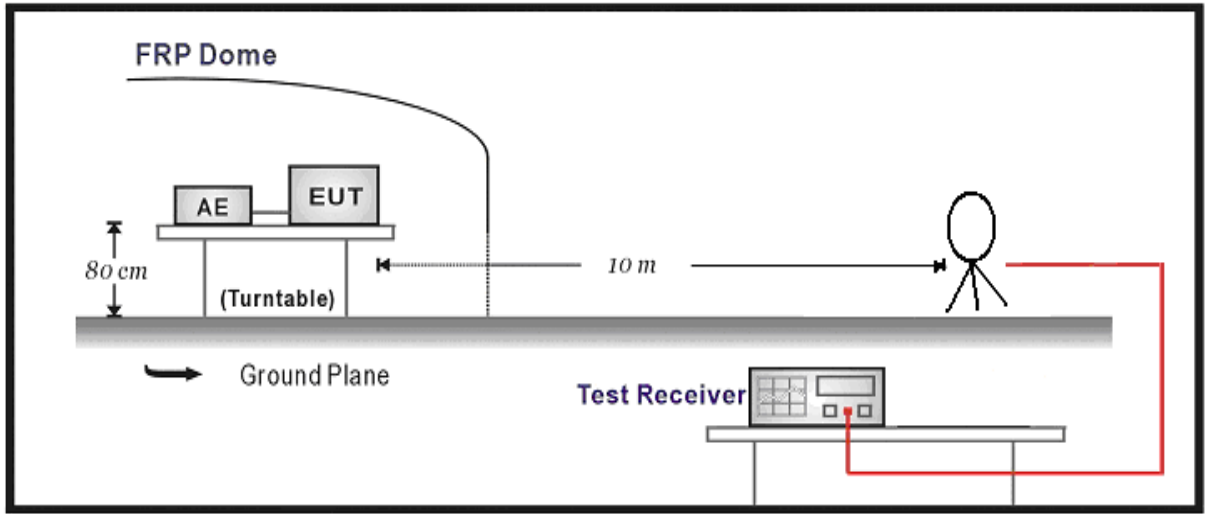
Radiated Emission / AC-5

Instrument	Manufacturer	Type No.	Serial No.	Cal. Date
Spectrum Analyzer	Agilent	N9020A	MY49100159	2014.03.30
Preamplifier	Miteq	NSP1800-25	1364185	2014.05.04
Preamplifier	QuieTek	AP-040G	CHM-0906001	2014.05.04
Bilog Antenna	Teseq GmbH	CBL6112D	27612	2013.10.15
DRG Horn	ETS-Lindgren	3117	00123988	2014.01.21
Coaxial Cable	Huber+Suhner	SUCOFLEX 106	AC5-C1	2014.03.01
Coaxial Cable	Huber+Suhner	SUCOFLEX 106	AC5-C2	2014.03.01
Coaxial Cable	Huber+Suhner	SUCOFLEX 102	AC5-C3	2014.03.01
EMI Receiver	Agilent	N9038A	MY51210196	2013.06.11
Temperature/Humidity Meter	Zhichen	ZC1-2	AC5-TH	2014.01.11

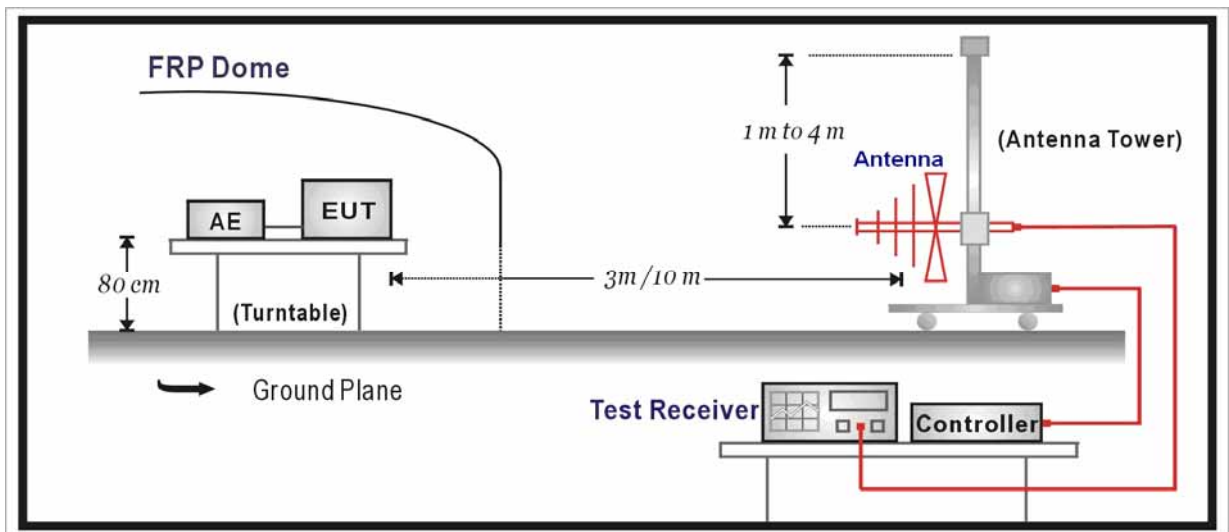
Note 1: All equipments are calibrated with traceable calibrations. Each calibration is traceable to the national or international standards.

4.2. Test Setup

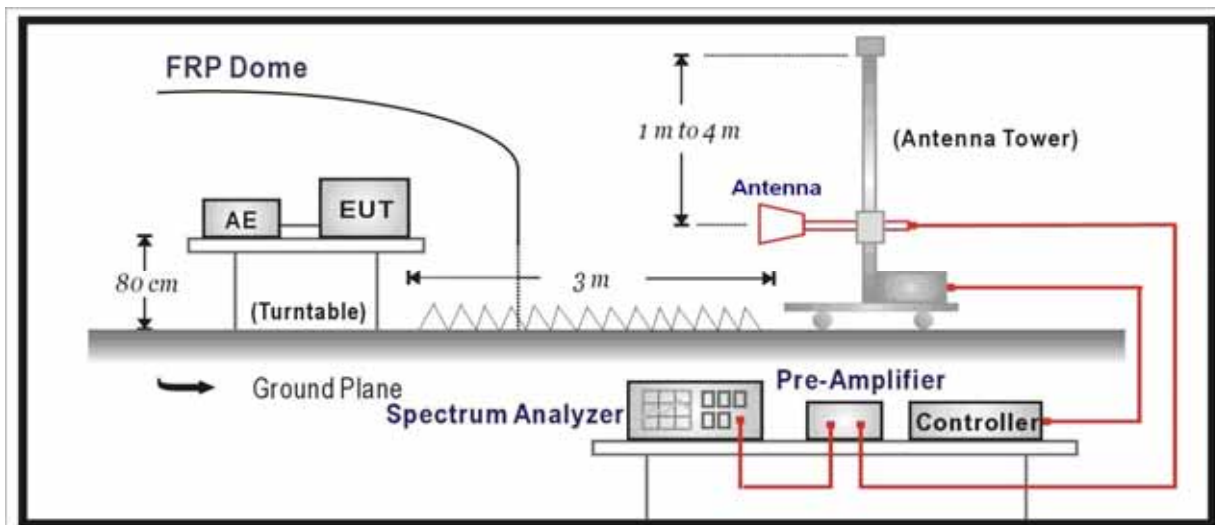
Below 30MHz Test Setup:



Below 1GHz Test Setup:



Above 1GHz Test Setup:



4.3. Limit

FCC Part 15 Subpart C Paragraph 15.209		
Frequency (MHz)	Distance (m)	Level (dBuV/m)
30 - 88	3	40
88 - 216	3	43.5
216 - 960	3	46
Above 960	3	54

Note 1: The lower limit shall apply at the transition frequency.

Note 2: Distance refers to the distance in meters between the measuring instrument Chainenna and the closed point of any part of the device or system.

Note 3: E field strength (dBuV/m) = 20 log E field strength (uV/m)

4.4. Test Procedure

The EUT was setup according to ANSI C63.4, 2009 & ANSI C63.10: 2009 & KDB 789033.

The EUT is placed on a turn table which is 0.8 meter above ground. The turn table is rotated 360 degrees to determine the position of the maximum emission level. The EUT was positioned such that the distance from Chainenna to the EUT was 3 meters.

The Chainenna is scanned from 1 meter to 4 meters to find out the maximum emission level. This is repeated for both horizontal and vertical polarization of the Chainenna. In order to find

the maximum emission, all of the interface cables were manipulated according to ANSI C63.4:2009 on radiated measurement.

The resolution bandwidth below 1GHz setting on the field strength meter is 120 kHz and above 1GHz is 1MHz.

The frequency range from 30MHz to 10th harmonic is checked.

Note: When doing emission measurement above 1GHz, the horn Chainenna will be bended down a little (as horn Chainenna has the narrow beamwidth) in order to keeping the Chainenna in the “cone of radiation” of EUT. The 3dB beamwidth is 60~10 degrees for H-plane and 90~10 degrees for E-plane.

4.5. Uncertainty

The measurement uncertainty above 1G is defined as ± 3.9 dB
below 1G is defined as ± 3.8 dB

4.6. Test Result

All of the test result shown indicates the worst case, and spectrum analyzer parameters setting as shown below:

Peak detector: RBW = 1MHz, VBW = 3MHz, sweep time = 200ms;

Average detector: RBW = 1MHz, VBW = 10Hz, sweep time = auto.

Test for panel antenna

Mode1: Transmit by 802.11a

Chain	CH	Antenna	Frequency (MHz)	Reading Level (dBuV/m)	Factor (dB)	Measure Level (dBuV/m)	Limit (dBuV/m)	Margin (dB)	Detector
Chain 0	36	H	10360.0	37.6	4.0	41.6	54(Note3)	-12.4	PK
		V	10350.0	40.6	4.0	44.6	54(Note3)	-9.4	PK
		H	15540.0	36.4	6.9	43.3	54(Note3)	-10.7	PK
		V	15540.0	37.2	6.7	43.9	54(Note3)	-10.1	PK
	40	H	10400.0	37.0	4.0	40.9	54(Note3)	-13.1	PK
		V	10400.0	38.8	4.0	42.8	54(Note3)	-11.2	PK
		H	15600.0	36.9	7.1	44.0	54(Note3)	-10.0	PK
		V	15600.0	37.4	6.9	44.2	54(Note3)	-9.8	PK
	48	H	10480.0	35.9	4.0	40.0	54(Note3)	-14.0	PK
		V	10480.0	36.4	4.0	40.4	54(Note3)	-13.6	PK
		H	15720.0	36.1	7.1	43.2	54(Note3)	-10.8	PK
		V	15720.0	36.5	7.1	43.6	54(Note3)	-10.4	PK
	52	H	10520.0	36.6	4.1	40.7	54(Note3)	-13.3	PK
		V	10520.0	36.3	4.1	40.4	54(Note3)	-13.6	PK
		H	15780.0	36.8	7.3	44.1	54(Note3)	-9.9	PK
		V	15780.0	36.3	7.4	43.7	54(Note3)	-10.3	PK
	60	H	10600.0	37.0	4.3	41.4	54(Note3)	-12.6	PK
		V	10600.0	36.0	4.3	40.3	54(Note3)	-13.7	PK
		H	15900.0	37.6	7.6	45.1	54(Note3)	-8.9	PK
		V	15900.0	36.1	7.7	43.9	54(Note3)	-10.1	PK
64	H	10640.0	36.9	4.4	41.3	54(Note3)	-12.7	PK	
	V	10640.0	36.0	4.4	40.4	54(Note3)	-13.6	PK	
	H	15960.0	35.7	7.8	43.5	54(Note3)	-10.5	PK	
	V	15960.0	35.0	8.1	43.1	54(Note3)	-10.9	PK	
100	H	11000.0	34.7	4.9	39.6	54(Note3)	-14.4	PK	
	V	11000.0	35.0	4.9	40.0	54(Note3)	-14.0	PK	

Chain 1		H	16500.0	35.5	9.0	44.5	54(Note3)	-9.5	PK	
		V	16500.0	35.7	9.1	44.8	54(Note3)	-9.2	PK	
	116	H	11160.0	35.4	5.3	40.7	54(Note3)	-13.3	PK	
		V	11160.0	36.9	5.3	42.2	54(Note3)	-11.8	PK	
		H	16740.0	35.0	10.7	45.7	54(Note3)	-8.3	PK	
		V	16740.0	36.0	10.8	46.8	54(Note3)	-7.2	PK	
	140	H	11400.0	36.5	5.9	42.3	54(Note3)	-11.7	PK	
		V	11400.0	36.1	5.8	41.9	54(Note3)	-12.1	PK	
		H	17100.0	34.4	10.5	44.9	54(Note3)	-9.1	PK	
		V	17100.0	34.8	10.3	45.1	54(Note3)	-8.9	PK	
	36	H	10360.0	36.6	4.0	40.6	54(Note3)	-13.4	PK	
		V	10360.0	36.2	4.0	40.2	54(Note3)	-13.8	PK	
		H	15540.0	36.3	6.9	43.2	54(Note3)	-10.8	PK	
		V	15540.0	36.2	6.7	42.9	54(Note3)	-11.1	PK	
		40	H	10400.0	37.9	4.0	41.8	54(Note3)	-12.2	PK
			V	10400.0	37.3	4.0	41.3	54(Note3)	-12.7	PK
H			15600.0	35.8	7.1	42.8	54(Note3)	-11.2	PK	
V			15600.0	36.1	6.9	43.0	54(Note3)	-11.0	PK	
48	H	10480.0	36.3	4.0	40.3	54(Note3)	-13.7	PK		
	V	10480.0	36.2	4.0	40.2	54(Note3)	-13.8	PK		
	H	15720.0	35.9	7.1	43.0	54(Note3)	-11.0	PK		
	V	15720.0	36.2	7.1	43.2	54(Note3)	-10.8	PK		
52	H	10520.0	36.8	4.1	40.9	54(Note3)	-13.1	PK		
	V	10520.0	36.8	4.1	40.9	54(Note3)	-13.1	PK		
	H	15780.0	36.4	7.3	43.7	54(Note3)	-10.3	PK		
	V	15780.0	35.5	7.4	42.9	54(Note3)	-11.1	PK		
60	H	10600.0	37.2	4.3	41.6	54(Note3)	-12.4	PK		
	V	10520.0	37.0	4.1	41.2	54(Note3)	-12.8	PK		
	H	15900.0	35.8	7.6	43.4	54(Note3)	-10.6	PK		
	V	15780.0	35.8	7.4	43.2	54(Note3)	-10.8	PK		
64	H	10600.0	37.2	4.3	41.5	54(Note3)	-12.5	PK		
	V	10600.0	37.0	4.3	41.3	54(Note3)	-12.7	PK		
	H	15900.0	36.0	7.6	43.6	54(Note3)	-10.4	PK		
	V	15900.0	35.4	7.7	43.2	54(Note3)	-10.8	PK		
100	H	11000.0	35.5	4.9	40.4	54(Note3)	-13.6	PK		
	V	11000.0	35.7	4.9	40.6	54(Note3)	-13.4	PK		
	H	16500.0	35.3	9.0	44.4	54(Note3)	-9.6	PK		

Chain 2	116	V	16500.0	36.0	9.1	45.1	54(Note3)	-8.9	PK
		H	11160.0	36.0	5.3	41.4	54(Note3)	-12.6	PK
		V	11160.0	36.3	5.3	41.6	54(Note3)	-12.4	PK
		H	16740.0	35.2	10.7	45.9	54(Note3)	-8.1	PK
		V	16740.0	35.2	10.8	46.0	54(Note3)	-8.0	PK
	140	H	11400.0	35.7	5.9	41.6	54(Note3)	-12.4	PK
		V	11400.0	36.3	5.8	42.0	54(Note3)	-12.0	PK
		H	17100.0	34.8	10.5	45.2	54(Note3)	-8.8	PK
		V	17100.0	33.9	10.3	44.2	54(Note3)	-9.8	PK
	36	H	10360.0	36.8	4.0	40.8	54(Note3)	-13.2	PK
		V	10360.0	37.4	4.0	41.5	54(Note3)	-12.5	PK
		H	15540.0	36.0	6.9	43.0	54(Note3)	-11.0	PK
		V	15540.0	36.6	6.7	43.3	54(Note3)	-10.7	PK
	40	H	10400.0	36.3	4.0	40.3	54(Note3)	-13.7	PK
		V	10400.0	37.0	4.0	40.9	54(Note3)	-13.1	PK
		H	15600.0	35.0	7.1	42.1	54(Note3)	-11.9	PK
V		15600.0	35.1	6.9	41.9	54(Note3)	-12.1	PK	
48	H	10480.0	36.7	4.0	40.8	54(Note3)	-13.2	PK	
	V	10480.0	36.3	4.0	40.3	54(Note3)	-13.7	PK	
	H	15720.0	37.3	7.1	44.4	54(Note3)	-9.6	PK	
	V	15720.0	36.0	7.1	43.0	54(Note3)	-11.0	PK	
52	H	10520.0	35.9	4.1	40.0	54(Note3)	-14.0	PK	
	V	10520.0	36.3	4.1	40.4	54(Note3)	-13.6	PK	
	H	15780.0	35.5	7.3	42.9	54(Note3)	-11.2	PK	
	V	15780.0	35.8	7.4	43.2	54(Note3)	-10.8	PK	
60	H	10600.0	36.5	4.3	40.9	54(Note3)	-13.1	PK	
	V	10600.0	36.4	4.3	40.7	54(Note3)	-13.3	PK	
	H	15900.0	36.0	7.6	43.6	54(Note3)	-10.4	PK	
	V	15900.0	36.2	7.7	44.0	54(Note3)	-10.0	PK	
64	H	10640.0	36.1	4.4	40.5	54(Note3)	-13.5	PK	
	V	10640.0	36.8	4.4	41.2	54(Note3)	-12.8	PK	
	H	15960.0	35.9	7.8	43.7	54(Note3)	-10.3	PK	
	V	15960.0	36.3	8.1	44.4	54(Note3)	-9.6	PK	
100	H	11000.0	35.0	4.9	40.0	54(Note3)	-14.0	PK	
	V	11000.0	35.0	4.9	39.9	54(Note3)	-14.1	PK	
	H	16500.0	35.8	9.0	44.8	54(Note3)	-9.2	PK	
	V	16500.0	35.8	9.1	44.9	54(Note3)	-9.1	PK	

	116	H	11160.0	36.3	5.3	41.6	54(Note3)	-12.4	PK
		V	11160.0	35.8	5.3	41.1	54(Note3)	-12.9	PK
		H	16740.0	35.1	10.7	45.8	54(Note3)	-8.2	PK
		V	16740.0	35.8	10.8	46.6	54(Note3)	-7.4	PK
	140	H	11400.0	36.1	5.9	42.0	54(Note3)	-12.0	PK
		V	11400.0	36.3	5.8	42.1	54(Note3)	-11.9	PK
		H	17100.0	34.6	10.5	45.1	54(Note3)	-8.9	PK
		V	17100.0	35.5	10.3	45.8	54(Note3)	-8.2	PK

Note: 1. Measure Level = Reading Level + Factor.

2. The test trace is same as the ambient noise (the test frequency range: 9kHz~30MHz, 18GHz~25GHz), therefore no data appear in the report.

3. This limit applies for using average detector, if the test result on peak is lower than average limit, then average measurement needn't be performed.

Mode2: Transmit by 802.11n(20MHz)

Chain	CH	Antenna	Frequency (MHz)	Reading Level (dBuV/m)	Factor (dB)	Measure Level (dBuV/m)	Limit (dBuV/m)	Margin (dB)	Detector
Chain0	36	H	10360.0	37.4	4.0	41.4	54(Note3)	-12.6	PK
		V	10360.0	37.7	4.0	41.7	54(Note3)	-12.3	PK
		H	15540.0	36.3	6.9	43.3	54(Note3)	-10.7	PK
		V	15540.0	36.4	6.7	43.1	54(Note3)	-10.9	PK
	40	H	10400.0	36.5	4.0	40.4	54(Note3)	-13.6	PK
		V	10400.0	36.5	4.0	40.5	54(Note3)	-13.5	PK
		H	15600.0	34.9	7.1	41.9	54(Note3)	-12.1	PK
		V	15600.0	34.5	6.9	41.3	54(Note3)	-12.7	PK
	48	H	10480.0	35.7	4.0	39.7	54(Note3)	-14.3	PK
		V	10480.0	37.0	4.0	41.0	54(Note3)	-13.0	PK
		H	15720.0	36.1	7.1	43.2	54(Note3)	-10.8	PK
		V	15720.0	36.6	7.1	43.6	54(Note3)	-10.4	PK
	52	H	10520.0	35.8	4.1	39.9	54(Note3)	-14.1	PK
		V	10520.0	37.3	4.1	41.4	54(Note3)	-12.6	PK
		H	15780.0	35.7	7.3	43.0	54(Note3)	-11.0	PK
		V	15780.0	36.3	7.4	43.6	54(Note3)	-10.4	PK
	60	H	10600.0	36.6	4.3	40.9	54(Note3)	-13.1	PK
		V	10600.0	36.3	4.3	40.6	54(Note3)	-13.4	PK
		H	15900.0	36.3	7.6	43.9	54(Note3)	-10.1	PK

	64	V	15900.0	36.0	7.7	43.7	54(Note3)	-10.3	PK
		H	10640.0	37.6	4.4	42.0	54(Note3)	-12.0	PK
		V	10640.0	36.6	4.4	41.0	54(Note3)	-13.0	PK
		H	15960.0	35.0	7.8	42.8	54(Note3)	-11.2	PK
		V	15960.0	36.4	8.1	44.5	54(Note3)	-9.5	PK
	100	H	11000.0	35.1	4.9	40.0	54(Note3)	-14.0	PK
		V	11000.0	35.1	4.9	40.1	54(Note3)	-13.9	PK
		H	16500.0	35.7	9.0	44.7	54(Note3)	-9.3	PK
		V	16500.0	35.6	9.1	44.7	54(Note3)	-9.3	PK
	116	H	11160.0	36.4	5.3	41.7	54(Note3)	-12.3	PK
		V	11160.0	37.7	5.3	43.0	54(Note3)	-11.0	PK
		H	16740.0	34.7	10.7	45.4	54(Note3)	-8.6	PK
		V	16740.0	35.8	10.8	46.6	54(Note3)	-7.4	PK
	140	H	11400.0	35.8	5.9	41.7	54(Note3)	-12.3	PK
		V	11400.0	36.0	5.8	41.8	54(Note3)	-12.2	PK
		H	17100.0	33.6	10.5	44.1	54(Note3)	-9.9	PK
V		17100.0	33.9	10.3	44.2	54(Note3)	-9.8	PK	
Chain 1	36	H	10360.0	36.9	4.0	40.9	54(Note3)	-13.1	PK
		V	10360.0	38.0	4.0	42.0	54(Note3)	-12.0	PK
		H	15540.0	36.9	6.9	43.8	54(Note3)	-10.2	PK
		V	15540.0	37.0	6.7	43.6	54(Note3)	-10.4	PK
	40	H	10400.0	37.2	4.0	41.1	54(Note3)	-12.9	PK
		V	10400.0	37.7	4.0	41.6	54(Note3)	-12.4	PK
		H	15600.0	36.0	7.1	43.0	54(Note3)	-11.0	PK
		V	15600.0	35.5	6.9	42.4	54(Note3)	-11.6	PK
	48	H	10480.0	36.9	4.0	40.9	54(Note3)	-13.1	PK
		V	10400.0	37.2	4.0	41.2	54(Note3)	-12.8	PK
		H	15600.0	35.9	7.1	42.9	54(Note3)	-11.1	PK
		V	15600.0	35.8	6.9	42.6	54(Note3)	-11.4	PK
	52	H	10520.0	36.7	4.1	40.8	54(Note3)	-13.2	PK
		V	10520.0	36.5	4.1	40.6	54(Note3)	-13.4	PK
		H	15780.0	36.2	7.3	43.6	54(Note3)	-10.4	PK
		V	15780.0	35.4	7.4	42.8	54(Note3)	-11.2	PK
	60	H	10600.0	36.7	4.3	41.1	54(Note3)	-12.9	PK
		V	10600.0	36.9	4.3	41.2	54(Note3)	-12.8	PK
		H	15900.0	36.1	7.6	43.6	54(Note3)	-10.4	PK
		V	15900.0	36.0	7.7	43.7	54(Note3)	-10.3	PK

Chain 2	64	H	10640.0	36.4	4.4	40.9	54(Note3)	-13.2	PK
		V	10640.0	36.9	4.4	41.4	54(Note3)	-12.7	PK
		H	15960.0	35.6	7.8	43.5	54(Note3)	-10.5	PK
		V	15960.0	35.4	8.1	43.5	54(Note3)	-10.5	PK
	100	H	11000.0	35.3	4.9	40.2	54(Note3)	-13.8	PK
		V	11000.0	35.3	4.9	40.2	54(Note3)	-13.8	PK
		H	16500.0	35.5	9.0	44.5	54(Note3)	-9.5	PK
		V	16500.0	35.0	9.1	44.1	54(Note3)	-9.9	PK
	116	H	11160.0	35.9	5.3	41.2	54(Note3)	-12.8	PK
		V	11160.0	36.5	5.3	41.7	54(Note3)	-12.3	PK
		H	16740.0	35.0	10.7	45.8	54(Note3)	-8.2	PK
		V	16740.0	34.9	10.8	45.8	54(Note3)	-8.2	PK
	140	H	11400.0	35.6	5.9	41.5	54(Note3)	-12.5	PK
		V	11400.0	35.3	5.8	41.1	54(Note3)	-12.9	PK
		H	17100.0	33.9	10.5	44.4	54(Note3)	-9.6	PK
		V	17100.0	33.8	10.3	44.1	54(Note3)	-9.9	PK
	36	H	10360.0	37.1	4.0	41.1	54(Note3)	-12.9	PK
		V	10360.0	38.2	4.0	42.2	54(Note3)	-11.8	PK
		H	15540.0	36.4	6.9	43.3	54(Note3)	-10.7	PK
		V	15540.0	36.8	6.7	43.5	54(Note3)	-10.5	PK
40	H	10400.0	37.2	4.0	41.1	54(Note3)	-12.9	PK	
	V	10400.0	36.9	4.0	40.8	54(Note3)	-13.2	PK	
	H	15600.0	36.0	7.1	43.0	54(Note3)	-11.0	PK	
	V	15600.0	34.9	6.9	41.8	54(Note3)	-12.2	PK	
48	H	10480.0	36.1	4.0	40.1	54(Note3)	-13.9	PK	
	V	10480.0	36.5	4.0	40.5	54(Note3)	-13.5	PK	
	H	15720.0	36.5	7.1	43.6	54(Note3)	-10.4	PK	
	V	15720.0	35.9	7.1	43.0	54(Note3)	-11.0	PK	
52	H	10520.0	37.2	4.1	41.3	54(Note3)	-12.7	PK	
	V	10520.0	36.5	4.1	40.6	54(Note3)	-13.4	PK	
	H	15780.0	36.7	7.3	44.0	54(Note3)	-10.0	PK	
	V	15780.0	36.8	7.4	44.2	54(Note3)	-9.8	PK	
60	H	10600.0	36.8	4.3	41.1	54(Note3)	-12.9	PK	
	V	10600.0	35.7	4.3	40.0	54(Note3)	-14.0	PK	
	H	15900.0	36.8	7.6	44.3	54(Note3)	-9.7	PK	
	V	15900.0	36.3	7.7	44.0	54(Note3)	-10.0	PK	
		H	10640.0	36.7	4.4	41.1	54(Note3)	-12.9	PK

	64	V	10640.0	36.6	4.4	41.0	54(Note3)	-13.0	PK
		H	15960.0	36.4	7.8	44.3	54(Note3)	-9.7	PK
		V	15960.0	37.1	8.1	45.2	54(Note3)	-8.8	PK
	100	H	11000.0	35.9	4.9	40.9	54(Note3)	-13.1	PK
		V	11000.0	35.0	4.9	40.0	54(Note3)	-14.0	PK
		H	16500.0	35.5	9.0	44.6	54(Note3)	-9.4	PK
		V	16500.0	35.2	9.1	44.3	54(Note3)	-9.7	PK
	116	H	11160.0	36.4	5.3	41.7	54(Note3)	-12.3	PK
		V	11160.0	35.1	5.3	40.4	54(Note3)	-13.6	PK
		H	16740.0	34.2	10.7	44.9	54(Note3)	-9.1	PK
		V	16740.0	36.4	10.8	47.2	54(Note3)	-6.8	PK
	140	H	11400.0	36.4	5.9	42.3	54(Note3)	-11.7	PK
		V	11400.0	35.7	5.8	41.5	54(Note3)	-12.5	PK
		H	17100.0	34.6	10.5	45.1	54(Note3)	-8.9	PK
		V	17100.0	33.8	10.3	44.1	54(Note3)	-9.9	PK
	Chain 0+1	36	H	10360.0	36.8	4.0	40.8	54(Note3)	-13.2
V			10360.0	37.8	4.0	41.8	54(Note3)	-12.2	PK
H			15540.0	35.9	6.9	42.8	54(Note3)	-11.2	PK
V			15540.0	37.0	6.7	43.7	54(Note3)	-10.3	PK
40		H	10400.0	37.0	4.0	40.9	54(Note3)	-13.1	PK
		V	10400.0	37.5	4.0	41.5	54(Note3)	-12.5	PK
		H	15600.0	36.4	7.1	43.5	54(Note3)	-10.5	PK
		V	15600.0	35.6	6.9	42.4	54(Note3)	-11.6	PK
48		H	10480.0	36.1	4.0	40.2	54(Note3)	-13.8	PK
		V	10480.0	36.0	4.0	40.1	54(Note3)	-13.9	PK
		H	15720.0	35.6	7.1	42.7	54(Note3)	-11.3	PK
		V	15720.0	36.1	7.1	43.1	54(Note3)	-10.9	PK
52		H	10520.0	37.6	4.1	41.7	54(Note3)	-12.3	PK
		V	10520.0	36.2	4.1	40.4	54(Note3)	-13.6	PK
		H	15780.0	37.5	7.3	44.8	54(Note3)	-9.2	PK
		V	15780.0	35.4	7.4	42.8	54(Note3)	-11.2	PK
60		H	10600.0	36.5	4.3	40.9	54(Note3)	-13.1	PK
		V	10600.0	36.4	4.3	40.8	54(Note3)	-13.2	PK
		H	15900.0	36.4	7.6	43.9	54(Note3)	-10.1	PK
		V	15900.0	36.4	7.7	44.1	54(Note3)	-9.9	PK
64	H	10640.0	36.7	4.4	41.2	54(Note3)	-12.8	PK	
	V	10640.0	36.3	4.4	40.7	54(Note3)	-13.3	PK	

		H	15960.0	35.1	7.8	42.9	54(Note3)	-11.1	PK	
		V	15960.0	35.1	8.1	43.2	54(Note3)	-10.8	PK	
	100		H	11000.0	34.5	4.9	39.4	54(Note3)	-14.6	PK
			V	11000.0	34.6	4.9	39.5	54(Note3)	-14.5	PK
			H	16500.0	34.8	9.0	43.8	54(Note3)	-10.2	PK
			V	16500.0	35.1	9.1	44.2	54(Note3)	-9.8	PK
	116		H	11160.0	36.1	5.3	41.4	54(Note3)	-12.6	PK
			V	11160.0	36.0	5.3	41.2	54(Note3)	-12.8	PK
			H	16740.0	35.1	10.7	45.8	54(Note3)	-8.2	PK
			V	16740.0	34.7	10.8	45.5	54(Note3)	-8.5	PK
	140		H	11400.0	35.9	5.9	41.8	54(Note3)	-12.2	PK
			V	11400.0	36.2	5.8	42.0	54(Note3)	-12.0	PK
			H	17100.0	34.4	10.5	44.8	54(Note3)	-9.2	PK
			V	17100.0	34.7	10.3	45.0	54(Note3)	-9.0	PK
	Chain 0+1+2	36	H	10360.0	37.7	4.0	41.7	54(Note3)	-12.3	PK
			V	10360.0	36.6	4.0	40.6	54(Note3)	-13.4	PK
H			15540.0	37.9	6.9	44.8	54(Note3)	-9.2	PK	
V			15540.0	35.4	6.7	42.1	54(Note3)	-11.9	PK	
40			H	10400.0	35.9	4.0	39.9	54(Note3)	-14.1	PK
			V	10400.0	35.9	4.0	39.9	54(Note3)	-14.1	PK
			H	15600.0	34.9	7.1	42.0	54(Note3)	-12.0	PK
			V	15600.0	35.6	6.9	42.4	54(Note3)	-11.6	PK
48			H	10480.0	36.4	4.0	40.4	54(Note3)	-13.6	PK
			V	10480.0	36.2	4.0	40.2	54(Note3)	-13.8	PK
			H	15720.0	37.0	7.1	44.1	54(Note3)	-9.9	PK
			V	15720.0	36.3	7.1	43.4	54(Note3)	-10.6	PK
52			H	10520.0	35.8	4.1	40.0	54(Note3)	-14.0	PK
			V	10520.0	36.4	4.1	40.5	54(Note3)	-13.5	PK
			H	15780.0	36.4	7.3	43.7	54(Note3)	-10.3	PK
			V	15780.0	36.7	7.4	44.1	54(Note3)	-9.9	PK
60			H	10600.0	36.1	4.3	40.4	54(Note3)	-13.6	PK
			V	10600.0	36.1	4.3	40.5	54(Note3)	-13.5	PK
			H	15900.0	35.9	7.6	43.4	54(Note3)	-10.6	PK
			V	15900.0	35.5	7.7	43.2	54(Note3)	-10.8	PK
64			H	10640.0	36.9	4.4	41.3	54(Note3)	-12.7	PK
			V	10640.0	36.7	4.4	41.1	54(Note3)	-12.9	PK
			H	15960.0	36.1	7.8	43.9	54(Note3)	-10.1	PK

	100	V	15960.0	35.0	8.1	43.1	54(Note3)	-10.9	PK
		H	11000.0	35.2	4.9	40.2	54(Note3)	-13.8	PK
		V	11000.0	35.0	4.9	40.0	54(Note3)	-14.0	PK
		H	16500.0	35.7	9.0	44.8	54(Note3)	-9.2	PK
		V	16500.0	35.1	9.1	44.2	54(Note3)	-9.8	PK
	116	H	11160.0	35.3	5.3	40.7	54(Note3)	-13.3	PK
		V	11160.0	36.1	5.3	41.4	54(Note3)	-12.6	PK
		H	16740.0	35.0	10.7	45.7	54(Note3)	-8.3	PK
		V	16740.0	34.8	10.8	45.6	54(Note3)	-8.4	PK
	140	H	11400.0	35.3	5.9	41.2	54(Note3)	-12.8	PK
		V	11400.0	35.2	5.8	41.0	54(Note3)	-13.0	PK
		H	17100.0	33.1	10.5	43.6	54(Note3)	-10.4	PK
		V	17100.0	33.0	10.3	43.4	54(Note3)	-10.6	PK

Note: 1. Measure Level = Reading Level + Factor.

2. The test trace is same as the ambient noise (the test frequency range: 9kHz~30MHz, 18GHz~25GHz), therefore no data appear in the report.

3. This limit applies for using average detector, if the test result on peak is lower than average limit, then average measurement needn't be performed.

Mode3: Transmit by 802.11n(40MHz)

Chain	CH	Antenna	Frequency (MHz)	Reading Level (dBuV/m)	Factor (dB)	Measure Level (dBuV/m)	Limit (dBuV/m)	Margin (dB)	Detector
Chain 0	38	H	10380.0	37.2	4.0	41.1	54(Note3)	-12.9	PK
		V	10380.0	36.8	4.0	40.8	54(Note3)	-13.2	PK
		H	15570.0	36.9	7.1	44.0	54(Note3)	-10.0	PK
		V	15570.0	36.8	6.9	43.6	54(Note3)	-10.4	PK
	46	H	10460.0	36.3	4.0	40.2	54(Note3)	-13.8	PK
		V	10460.0	37.0	4.0	40.9	54(Note3)	-13.1	PK
		H	15690.0	36.6	7.0	43.6	54(Note3)	-10.4	PK
		V	15690.0	36.8	6.9	43.8	54(Note3)	-10.2	PK
	54	H	10540.0	36.3	4.2	40.4	54(Note3)	-13.6	PK
		V	10540.0	36.5	4.2	40.7	54(Note3)	-13.3	PK
		H	15810.0	35.7	7.4	43.0	54(Note3)	-11.0	PK
		V	15810.0	36.2	7.5	43.7	54(Note3)	-10.3	PK
	62	H	10620.0	37.3	4.4	41.7	54(Note3)	-12.3	PK
		V	10620.0	36.8	4.4	41.2	54(Note3)	-12.8	PK

Chain 1		H	15930.0	36.7	7.7	44.4	54(Note3)	-9.6	PK	
		V	15930.0	36.0	7.9	43.9	54(Note3)	-10.1	PK	
	102	H	11020.0	35.1	5.0	40.1	54(Note3)	-13.9	PK	
		V	11020.0	35.0	5.0	40.0	54(Note3)	-14.0	PK	
		H	16530.0	36.3	9.3	45.6	54(Note3)	-8.4	PK	
		V	16530.0	36.7	9.4	46.0	54(Note3)	-8.0	PK	
	110	H	11100.0	36.4	5.1	41.5	54(Note3)	-12.5	PK	
		V	11100.0	36.2	5.1	41.2	54(Note3)	-12.8	PK	
		H	16650.0	35.6	10.3	45.9	54(Note3)	-8.1	PK	
		V	16650.0	35.3	10.4	45.7	54(Note3)	-8.3	PK	
	Chain 2	38	H	10380.0	37.5	4.0	41.5	54(Note3)	-12.5	PK
			V	10380.0	37.3	4.0	41.3	54(Note3)	-12.7	PK
			H	15570.0	36.3	7.1	43.4	54(Note3)	-10.6	PK
			V	15570.0	36.9	6.9	43.8	54(Note3)	-10.2	PK
		46	H	10460.0	35.2	4.0	39.1	54(Note3)	-14.9	PK
			V	10460.0	35.7	4.0	39.7	54(Note3)	-14.3	PK
H			15690.0	36.1	7.0	43.1	54(Note3)	-10.9	PK	
V			15690.0	36.3	6.9	43.3	54(Note3)	-10.7	PK	
54		H	10540.0	36.9	4.2	41.1	54(Note3)	-12.9	PK	
		V	10540.0	36.9	4.2	41.1	54(Note3)	-12.9	PK	
		H	15810.0	36.0	7.4	43.4	54(Note3)	-10.6	PK	
		V	15690.0	36.1	6.9	43.1	54(Note3)	-10.9	PK	
62	H	10620.0	37.3	4.4	41.7	54(Note3)	-12.3	PK		
	V	10620.0	36.8	4.4	41.2	54(Note3)	-12.8	PK		
	H	15930.0	36.3	7.7	43.9	54(Note3)	-10.1	PK		
	V	15930.0	36.2	7.9	44.1	54(Note3)	-9.9	PK		
102	H	11020.0	35.0	5.0	39.9	54(Note3)	-14.1	PK		
	V	11020.0	35.0	5.0	40.0	54(Note3)	-14.0	PK		
	H	16530.0	36.3	9.3	45.6	54(Note3)	-8.4	PK		
	V	16530.0	36.0	9.4	45.4	54(Note3)	-8.6	PK		
110	H	11100.0	35.4	5.1	40.5	54(Note3)	-13.5	PK		
	V	11100.0	36.1	5.1	41.2	54(Note3)	-12.8	PK		
	H	16650.0	34.6	10.3	44.9	54(Note3)	-9.1	PK		
	V	16650.0	35.8	10.4	46.2	54(Note3)	-7.8	PK		
Chain 2	38	H	10380.0	36.8	4.0	40.8	54(Note3)	-13.2	PK	
		V	10380.0	37.9	4.0	41.8	54(Note3)	-12.2	PK	
		H	15570.0	36.1	7.1	43.2	54(Note3)	-10.8	PK	

	46	V	15570.0	36.3	6.9	43.1	54(Note3)	-10.9	PK
		H	10460.0	35.9	4.0	39.8	54(Note3)	-14.2	PK
		V	10460.0	36.5	4.0	40.5	54(Note3)	-13.5	PK
		H	15690.0	35.8	7.0	42.8	54(Note3)	-11.2	PK
		V	15690.0	36.1	6.9	43.1	54(Note3)	-10.9	PK
	54	H	10540.0	37.0	4.2	41.1	54(Note3)	-12.9	PK
		V	10540.0	36.9	4.2	41.0	54(Note3)	-13.0	PK
		H	15810.0	36.0	7.4	43.4	54(Note3)	-10.6	PK
		V	15810.0	36.0	7.5	43.5	54(Note3)	-10.5	PK
	62	H	10620.0	37.5	4.4	41.9	54(Note3)	-12.1	PK
		V	10620.0	36.7	4.4	41.1	54(Note3)	-12.9	PK
		H	15930.0	36.5	7.7	44.1	54(Note3)	-9.9	PK
		V	15930.0	36.5	7.9	44.4	54(Note3)	-9.6	PK
	102	H	11020.0	34.8	5.0	39.8	54(Note3)	-14.2	PK
		V	11020.0	34.6	5.0	39.5	54(Note3)	-14.5	PK
		H	16530.0	36.4	9.3	45.7	54(Note3)	-8.3	PK
		V	16530.0	35.5	9.4	44.9	54(Note3)	-9.1	PK
	110	H	11100.0	36.3	5.1	41.4	54(Note3)	-12.6	PK
		V	11100.0	35.3	5.1	40.3	54(Note3)	-13.7	PK
		H	16650.0	33.8	10.3	44.1	54(Note3)	-9.9	PK
V		16650.0	35.1	10.4	45.5	54(Note3)	-8.5	PK	
Chain 0+1	38	H	10380.0	37.3	4.0	41.2	54(Note3)	-12.8	PK
		V	10380.0	37.2	4.0	41.1	54(Note3)	-12.9	PK
		H	15570.0	36.9	7.1	44.0	54(Note3)	-10.0	PK
		V	15570.0	36.0	6.9	42.9	54(Note3)	-11.1	PK
	46	H	10460.0	35.7	4.0	39.7	54(Note3)	-14.3	PK
		V	10460.0	36.3	4.0	40.3	54(Note3)	-13.7	PK
		H	15690.0	35.6	7.0	42.6	54(Note3)	-11.4	PK
		V	15690.0	35.7	6.9	42.7	54(Note3)	-11.3	PK
	54	H	10540.0	37.4	4.2	41.6	54(Note3)	-12.4	PK
		V	10540.0	36.4	4.2	40.6	54(Note3)	-13.4	PK
		H	15810.0	36.5	7.4	43.9	54(Note3)	-10.1	PK
		V	15810.0	35.8	7.5	43.2	54(Note3)	-10.8	PK
	62	H	10620.0	36.7	4.4	41.1	54(Note3)	-12.9	PK
		V	10620.0	36.4	4.4	40.8	54(Note3)	-13.2	PK
		H	15930.0	36.3	7.7	44.0	54(Note3)	-10.0	PK
		V	15930.0	36.3	7.9	44.1	54(Note3)	-9.9	PK

Chain 0+1+2	102	H	11020.0	35.0	5.0	40.0	54(Note3)	-14.0	PK	
		V	11020.0	34.8	5.0	39.7	54(Note3)	-14.3	PK	
		H	16530.0	36.2	9.3	45.5	54(Note3)	-8.5	PK	
		V	16530.0	35.8	9.4	45.2	54(Note3)	-8.8	PK	
	110	H	11100.0	35.7	5.1	40.8	54(Note3)	-13.3	PK	
		V	11100.0	35.5	5.1	40.6	54(Note3)	-13.4	PK	
		H	16650.0	35.2	10.3	45.5	54(Note3)	-8.5	PK	
		V	16650.0	34.8	10.4	45.3	54(Note3)	-8.7	PK	
	38	H	10380.0	36.7	4.0	40.6	54(Note3)	-13.4	PK	
		V	10380.0	37.0	4.0	41.0	54(Note3)	-13.0	PK	
		H	15570.0	35.6	7.1	42.7	54(Note3)	-11.3	PK	
		V	15570.0	36.3	6.9	43.2	54(Note3)	-10.8	PK	
		46	H	10460.0	35.6	4.0	39.6	54(Note3)	-14.4	PK
			V	10460.0	36.9	4.0	40.9	54(Note3)	-13.1	PK
			H	15690.0	36.1	7.0	43.1	54(Note3)	-10.9	PK
			V	15690.0	36.8	6.9	43.8	54(Note3)	-10.3	PK
54	H	10540.0	37.4	4.2	41.5	54(Note3)	-12.5	PK		
	V	10540.0	36.6	4.2	40.7	54(Note3)	-13.3	PK		
	H	15810.0	36.2	7.4	43.6	54(Note3)	-10.4	PK		
	V	15810.0	36.1	7.5	43.5	54(Note3)	-10.5	PK		
62	H	10620.0	36.9	4.4	41.2	54(Note3)	-12.8	PK		
	V	10620.0	36.5	4.4	40.9	54(Note3)	-13.1	PK		
	H	15930.0	36.8	7.7	44.5	54(Note3)	-9.5	PK		
	V	15930.0	36.0	7.9	43.9	54(Note3)	-10.1	PK		
102	H	11020.0	35.7	5.0	40.6	54(Note3)	-13.4	PK		
	V	11020.0	35.0	5.0	39.9	54(Note3)	-14.1	PK		
	H	16530.0	36.4	9.3	45.7	54(Note3)	-8.3	PK		
	V	16530.0	36.2	9.4	45.6	54(Note3)	-8.4	PK		
110	H	11100.0	35.9	5.1	41.0	54(Note3)	-13.0	PK		
	V	11100.0	37.1	5.1	42.2	54(Note3)	-11.9	PK		
	H	16650.0	34.8	10.3	45.1	54(Note3)	-8.9	PK		
	V	16650.0	38.0	10.4	48.4	54(Note3)	-5.6	PK		

Note: 1. Measure Level = Reading Level + Factor.

2. The test trace is same as the ambient noise (the test frequency range: 9kHz~30MHz, 18GHz~25GHz), therefore no data appear in the report.

3. This limit applies for using average detector, if the test result on peak is lower than average limit, then average measurement needn't be performed.

Test for dipole antenna 1#

Mode1: Transmit by 802.11a

Chain	CH	Antenna	Frequency (MHz)	Reading Level (dBuV/m)	Factor (dB)	Measure Level (dBuV/m)	Limit (dBuV/m)	Margin (dB)	Detector
Chain 0	36	H	10360.0	37.7	4.0	41.7	54(Note3)	-12.3	PK
		V	10350.0	40.9	4.0	44.9	54(Note3)	-9.1	PK
		H	15540.0	36.6	6.9	43.5	54(Note3)	-10.5	PK
		V	15540.0	37.5	6.7	44.2	54(Note3)	-9.8	PK
	40	H	10400.0	37.2	4.0	41.2	54(Note3)	-12.9	PK
		V	10400.0	38.9	4.0	42.9	54(Note3)	-11.2	PK
		H	15600.0	37.2	7.1	44.3	54(Note3)	-9.7	PK
		V	15600.0	37.5	6.9	44.4	54(Note3)	-9.6	PK
	48	H	10480.0	36.0	4.0	40.0	54(Note3)	-14.0	PK
		V	10480.0	36.5	4.0	40.5	54(Note3)	-13.5	PK
		H	15720.0	36.4	7.1	43.5	54(Note3)	-10.5	PK
		V	15720.0	36.7	7.1	43.8	54(Note3)	-10.2	PK
	52	H	10520.0	36.8	4.1	40.9	54(Note3)	-13.1	PK
		V	10520.0	36.4	4.1	40.5	54(Note3)	-13.5	PK
		H	15780.0	37.1	7.3	44.4	54(Note3)	-9.6	PK
		V	15780.0	36.4	7.4	43.8	54(Note3)	-10.2	PK
	60	H	10600.0	37.4	4.3	41.7	54(Note3)	-12.3	PK
		V	10600.0	36.2	4.3	40.5	54(Note3)	-13.5	PK
		H	15900.0	37.8	7.6	45.4	54(Note3)	-8.6	PK
		V	15900.0	36.2	7.7	43.9	54(Note3)	-10.1	PK
	64	H	10640.0	37.1	4.4	41.5	54(Note3)	-12.5	PK
		V	10640.0	36.1	4.4	40.5	54(Note3)	-13.5	PK
		H	15960.0	36.0	7.8	43.8	54(Note3)	-10.2	PK
		V	15960.0	35.4	8.1	43.5	54(Note3)	-10.5	PK
	100	H	11000.0	34.9	4.9	39.8	54(Note3)	-14.2	PK
		V	11000.0	35.1	4.9	40.0	54(Note3)	-14.0	PK
		H	16500.0	35.9	9.0	44.9	54(Note3)	-9.1	PK
		V	16500.0	35.8	9.1	44.9	54(Note3)	-9.1	PK
116	H	11160.0	35.7	5.3	41.0	54(Note3)	-13.0	PK	
	V	11160.0	37.1	5.3	42.4	54(Note3)	-11.6	PK	
	H	16740.0	35.1	10.7	45.8	54(Note3)	-8.2	PK	

Chain 1	140	V	16740.0	36.2	10.8	47.0	54(Note3)	-7.0	PK
		H	11400.0	36.7	5.9	42.6	54(Note3)	-11.4	PK
		V	11400.0	36.4	5.8	42.2	54(Note3)	-11.8	PK
		H	17100.0	34.9	10.5	45.4	54(Note3)	-8.6	PK
		V	17100.0	35.1	10.3	45.4	54(Note3)	-8.6	PK
	36	H	10360.0	36.7	4.0	40.7	54(Note3)	-13.3	PK
		V	10360.0	36.5	4.0	40.5	54(Note3)	-13.5	PK
		H	15540.0	36.5	6.9	43.4	54(Note3)	-10.6	PK
		V	15540.0	36.5	6.7	43.2	54(Note3)	-10.8	PK
	40	H	10400.0	38.1	4.0	42.1	54(Note3)	-12.0	PK
		V	10400.0	37.4	4.0	41.4	54(Note3)	-12.7	PK
		H	15600.0	36.1	7.1	43.2	54(Note3)	-10.8	PK
		V	15600.0	36.2	6.9	43.1	54(Note3)	-10.9	PK
	48	H	10480.0	36.4	4.0	40.4	54(Note3)	-13.6	PK
		V	10480.0	36.3	4.0	40.3	54(Note3)	-13.7	PK
		H	15720.0	36.2	7.1	43.3	54(Note3)	-10.7	PK
		V	15720.0	36.4	7.1	43.5	54(Note3)	-10.5	PK
	52	H	10520.0	37.0	4.1	41.1	54(Note3)	-12.9	PK
		V	10520.0	36.9	4.1	41.0	54(Note3)	-13.0	PK
		H	15780.0	36.7	7.3	44.0	54(Note3)	-10.0	PK
V		15780.0	35.6	7.4	43.0	54(Note3)	-11.0	PK	
60	H	10600.0	37.6	4.3	41.9	54(Note3)	-12.1	PK	
	V	10520.0	37.2	4.1	41.3	54(Note3)	-12.7	PK	
	H	15900.0	36.0	7.6	43.6	54(Note3)	-10.4	PK	
	V	15780.0	35.9	7.4	43.3	54(Note3)	-10.7	PK	
64	H	10600.0	37.4	4.3	41.7	54(Note3)	-12.3	PK	
	V	10600.0	37.1	4.3	41.4	54(Note3)	-12.6	PK	
	H	15900.0	36.3	7.6	43.9	54(Note3)	-10.1	PK	
	V	15900.0	35.8	7.7	43.5	54(Note3)	-10.5	PK	
100	H	11000.0	35.7	4.9	40.6	54(Note3)	-13.4	PK	
	V	11000.0	35.8	4.9	40.7	54(Note3)	-13.3	PK	
	H	16500.0	35.7	9.0	44.7	54(Note3)	-9.3	PK	
	V	16500.0	36.1	9.1	45.2	54(Note3)	-8.8	PK	
116	H	11160.0	36.3	5.3	41.6	54(Note3)	-12.4	PK	
	V	11160.0	36.5	5.3	41.8	54(Note3)	-12.2	PK	
	H	16740.0	35.3	10.7	46.0	54(Note3)	-8.0	PK	
	V	16740.0	35.4	10.8	46.2	54(Note3)	-7.8	PK	

	140	H	11400.0	35.9	5.9	41.8	54(Note3)	-12.2	PK
		V	11400.0	36.6	5.8	42.4	54(Note3)	-11.6	PK
		H	17100.0	35.3	10.5	45.8	54(Note3)	-8.2	PK
		V	17100.0	34.2	10.3	44.5	54(Note3)	-9.5	PK
Chain 2	36	H	10360.0	36.9	4.0	40.9	54(Note3)	-13.1	PK
		V	10360.0	37.7	4.0	41.7	54(Note3)	-12.3	PK
		H	15540.0	36.2	6.9	43.1	54(Note3)	-10.9	PK
		V	15540.0	36.9	6.7	43.6	54(Note3)	-10.4	PK
	40	H	10400.0	36.5	4.0	40.5	54(Note3)	-13.6	PK
		V	10400.0	37.1	4.0	41.1	54(Note3)	-13.0	PK
		H	15600.0	35.3	7.1	42.4	54(Note3)	-11.6	PK
		V	15600.0	35.2	6.9	42.1	54(Note3)	-11.9	PK
	48	H	10480.0	36.8	4.0	40.8	54(Note3)	-13.2	PK
		V	10480.0	36.4	4.0	40.4	54(Note3)	-13.6	PK
		H	15720.0	37.6	7.1	44.7	54(Note3)	-9.3	PK
		V	15720.0	36.2	7.1	43.3	54(Note3)	-10.7	PK
	52	H	10520.0	36.1	4.1	40.2	54(Note3)	-13.8	PK
		V	10520.0	36.4	4.1	40.5	54(Note3)	-13.5	PK
		H	15780.0	35.8	7.3	43.1	54(Note3)	-10.9	PK
		V	15780.0	35.9	7.4	43.3	54(Note3)	-10.7	PK
	60	H	10600.0	36.9	4.3	41.2	54(Note3)	-12.8	PK
		V	10600.0	36.6	4.3	40.9	54(Note3)	-13.1	PK
		H	15900.0	36.2	7.6	43.8	54(Note3)	-10.2	PK
		V	15900.0	36.3	7.7	44.0	54(Note3)	-10.0	PK
	64	H	10640.0	36.3	4.4	40.7	54(Note3)	-13.3	PK
		V	10640.0	36.9	4.4	41.3	54(Note3)	-12.7	PK
		H	15960.0	36.2	7.8	44.0	54(Note3)	-10.0	PK
		V	15960.0	36.7	8.1	44.8	54(Note3)	-9.2	PK
	100	H	11000.0	35.2	4.9	40.1	54(Note3)	-13.9	PK
		V	11000.0	35.1	4.9	40.0	54(Note3)	-14.0	PK
		H	16500.0	36.2	9.0	45.2	54(Note3)	-8.8	PK
		V	16500.0	35.9	9.1	45.0	54(Note3)	-9.0	PK
	116	H	11160.0	36.6	5.3	41.9	54(Note3)	-12.1	PK
		V	11160.0	36.0	5.3	41.3	54(Note3)	-12.7	PK
		H	16740.0	35.2	10.7	45.9	54(Note3)	-8.1	PK
		V	16740.0	36.0	10.8	46.8	54(Note3)	-7.2	PK
	140	H	11400.0	36.3	5.9	42.2	54(Note3)	-11.8	PK

	V	11400.0	36.6	5.8	42.4	54(Note3)	-11.6	PK
	H	17100.0	35.1	10.5	45.6	54(Note3)	-8.4	PK
	V	17100.0	35.8	10.3	46.1	54(Note3)	-7.9	PK

Note: 1. Measure Level = Reading Level + Factor.

2. The test trace is same as the ambient noise (the test frequency range: 9kHz~30MHz, 18GHz~25GHz), therefore no data appear in the report.

3. This limit applies for using average detector, if the test result on peak is lower than average limit, then average measurement needn't be performed.

Mode2: Transmit by 802.11n(20MHz)

Chain	CH	Antenna	Frequency (MHz)	Reading Level (dBuV/m)	Factor (dB)	Measure Level (dBuV/m)	Limit (dBuV/m)	Margin (dB)	Detector
Chain 0	36	H	10360.0	37.7	4.0	41.7	54(Note3)	-12.3	PK
		V	10360.0	37.9	4.0	41.9	54(Note3)	-12.1	PK
		H	15540.0	36.4	6.9	43.3	54(Note3)	-10.7	PK
		V	15540.0	36.9	6.7	43.6	54(Note3)	-10.4	PK
	40	H	10400.0	36.8	4.0	40.8	54(Note3)	-13.3	PK
		V	10400.0	36.9	4.0	40.9	54(Note3)	-13.2	PK
		H	15600.0	35.1	7.1	42.2	54(Note3)	-11.8	PK
		V	15600.0	34.9	6.9	41.8	54(Note3)	-12.2	PK
	48	H	10480.0	35.9	4.0	39.9	54(Note3)	-14.1	PK
		V	10480.0	37.3	4.0	41.3	54(Note3)	-12.7	PK
		H	15720.0	36.2	7.1	43.3	54(Note3)	-10.7	PK
		V	15720.0	36.8	7.1	43.9	54(Note3)	-10.1	PK
	52	H	10520.0	36.1	4.1	40.2	54(Note3)	-13.8	PK
		V	10520.0	37.8	4.1	41.9	54(Note3)	-12.1	PK
		H	15780.0	36.1	7.3	43.4	54(Note3)	-10.6	PK
		V	15780.0	36.4	7.4	43.8	54(Note3)	-10.2	PK
	60	H	10600.0	36.9	4.3	41.2	54(Note3)	-12.8	PK
		V	10600.0	36.7	4.3	41.0	54(Note3)	-13.0	PK
		H	15900.0	36.4	7.6	44.0	54(Note3)	-10.0	PK
		V	15900.0	36.2	7.7	43.9	54(Note3)	-10.1	PK
64	H	10640.0	37.9	4.4	42.3	54(Note3)	-11.7	PK	
	V	10640.0	36.8	4.4	41.2	54(Note3)	-12.8	PK	
	H	15960.0	35.4	7.8	43.2	54(Note3)	-10.8	PK	
	V	15960.0	36.5	8.1	44.6	54(Note3)	-9.4	PK	

Chain 1	100	H	11000.0	35.4	4.9	40.3	54(Note3)	-13.7	PK
		V	11000.0	35.2	4.9	40.1	54(Note3)	-13.9	PK
		H	16500.0	35.9	9.0	44.9	54(Note3)	-9.1	PK
		V	16500.0	36.1	9.1	45.2	54(Note3)	-8.8	PK
	116	H	11160.0	36.7	5.3	42.0	54(Note3)	-12.0	PK
		V	11160.0	37.9	5.3	43.2	54(Note3)	-10.8	PK
		H	16740.0	35.1	10.7	45.8	54(Note3)	-8.2	PK
		V	16740.0	36.0	10.8	46.8	54(Note3)	-7.2	PK
	140	H	11400.0	36.1	5.9	42.0	54(Note3)	-12.0	PK
		V	11400.0	36.2	5.8	42.0	54(Note3)	-12.0	PK
		H	17100.0	34.0	10.5	44.5	54(Note3)	-9.5	PK
		V	17100.0	34.2	10.3	44.5	54(Note3)	-9.5	PK
	36	H	10360.0	37.2	4.0	41.2	54(Note3)	-12.8	PK
		V	10360.0	38.2	4.0	42.2	54(Note3)	-11.8	PK
		H	15540.0	37	6.9	43.9	54(Note3)	-10.1	PK
		V	15540.0	37.5	6.7	44.2	54(Note3)	-9.8	PK
40	H	10400.0	37.5	4.0	41.5	54(Note3)	-12.6	PK	
	V	10400.0	38.1	4.0	42.1	54(Note3)	-12.0	PK	
	H	15600.0	36.2	7.1	43.3	54(Note3)	-10.7	PK	
	V	15600.0	35.9	6.9	42.8	54(Note3)	-11.2	PK	
48	H	10480.0	37.1	4.0	41.1	54(Note3)	-12.9	PK	
	V	10400.0	37.5	4.0	41.5	54(Note3)	-12.6	PK	
	H	15600.0	36	7.1	43.1	54(Note3)	-10.9	PK	
	V	15600.0	36	6.9	42.9	54(Note3)	-11.1	PK	
52	H	10520.0	37	4.1	41.1	54(Note3)	-12.9	PK	
	V	10520.0	37	4.1	41.1	54(Note3)	-12.9	PK	
	H	15780.0	36.6	7.3	43.9	54(Note3)	-10.1	PK	
	V	15780.0	35.5	7.4	42.9	54(Note3)	-11.1	PK	
60	H	10600.0	37	4.3	41.3	54(Note3)	-12.7	PK	
	V	10600.0	37.3	4.3	41.6	54(Note3)	-12.4	PK	
	H	15900.0	36.2	7.6	43.8	54(Note3)	-10.2	PK	
	V	15900.0	36.2	7.7	43.9	54(Note3)	-10.1	PK	
64	H	10640.0	36.7	4.4	41.1	54(Note3)	-12.9	PK	
	V	10640.0	37.1	4.4	41.5	54(Note3)	-12.5	PK	
	H	15960.0	36	7.8	43.8	54(Note3)	-10.2	PK	
	V	15960.0	35.5	8.1	43.6	54(Note3)	-10.4	PK	
100	H	11000.0	35.6	4.9	40.5	54(Note3)	-13.5	PK	

		V	11000.0	35.4	4.9	40.3	54(Note3)	-13.7	PK
		H	16500.0	35.7	9.0	44.7	54(Note3)	-9.3	PK
		V	16500.0	35.5	9.1	44.6	54(Note3)	-9.4	PK
	116	H	11160.0	36.2	5.3	41.5	54(Note3)	-12.5	PK
		V	11160.0	36.7	5.3	42.0	54(Note3)	-12.0	PK
		H	16740.0	35.4	10.7	46.1	54(Note3)	-7.9	PK
		V	16740.0	35.1	10.8	45.9	54(Note3)	-8.1	PK
	140	H	11400.0	35.9	5.9	41.8	54(Note3)	-12.2	PK
		V	11400.0	35.5	5.8	41.3	54(Note3)	-12.7	PK
		H	17100.0	34.3	10.5	44.8	54(Note3)	-9.2	PK
		V	17100.0	34.1	10.3	44.4	54(Note3)	-9.6	PK
	Chain 2	36	H	10360.0	37.4	4.0	41.4	54(Note3)	-12.6
V			10360.0	38.4	4.0	42.4	54(Note3)	-11.6	PK
H			15540.0	36.5	6.9	43.4	54(Note3)	-10.6	PK
V			15540.0	37.3	6.7	44.0	54(Note3)	-10.0	PK
40		H	10400.0	37.5	4.0	41.5	54(Note3)	-12.6	PK
		V	10400.0	37.3	4.0	41.3	54(Note3)	-12.8	PK
		H	15600.0	36.2	7.1	43.3	54(Note3)	-10.7	PK
		V	15600.0	35.3	6.9	42.2	54(Note3)	-11.8	PK
48		H	10480.0	36.3	4.0	40.3	54(Note3)	-13.7	PK
		V	10480.0	36.8	4.0	40.8	54(Note3)	-13.2	PK
		H	15720.0	36.6	7.1	43.7	54(Note3)	-10.3	PK
		V	15720.0	36.1	7.1	43.2	54(Note3)	-10.8	PK
52		H	10520.0	37.5	4.1	41.6	54(Note3)	-12.4	PK
		V	10520.0	37.0	4.1	41.1	54(Note3)	-12.9	PK
		H	15780.0	37.1	7.3	44.4	54(Note3)	-9.6	PK
		V	15780.0	36.9	7.4	44.3	54(Note3)	-9.7	PK
60		H	10600.0	37.1	4.3	41.4	54(Note3)	-12.6	PK
		V	10600.0	36.1	4.3	40.4	54(Note3)	-13.6	PK
		H	15900.0	36.9	7.6	44.5	54(Note3)	-9.5	PK
		V	15900.0	36.5	7.7	44.2	54(Note3)	-9.8	PK
64		H	10640.0	37.0	4.4	41.4	54(Note3)	-12.6	PK
		V	10640.0	36.8	4.4	41.2	54(Note3)	-12.8	PK
		H	15960.0	36.8	7.8	44.6	54(Note3)	-9.4	PK
		V	15960.0	37.2	8.1	45.3	54(Note3)	-8.7	PK
100	H	11000.0	36.2	4.9	41.1	54(Note3)	-12.9	PK	
	V	11000.0	35.1	4.9	40.0	54(Note3)	-14.0	PK	

		H	16500.0	35.7	9.0	44.7	54(Note3)	-9.3	PK	
		V	16500.0	35.7	9.1	44.8	54(Note3)	-9.2	PK	
	116		H	11160.0	36.7	5.3	42.0	54(Note3)	-12.0	PK
			V	11160.0	35.3	5.3	40.6	54(Note3)	-13.4	PK
			H	16740.0	34.6	10.7	45.3	54(Note3)	-8.7	PK
			V	16740.0	36.6	10.8	47.4	54(Note3)	-6.6	PK
	140		H	11400.0	36.7	5.9	42.6	54(Note3)	-11.4	PK
			V	11400.0	35.9	5.8	41.7	54(Note3)	-12.3	PK
			H	17100.0	35.0	10.5	45.5	54(Note3)	-8.5	PK
			V	17100.0	34.1	10.3	44.4	54(Note3)	-9.6	PK
	Chain 0+1	36	H	10360.0	37.1	4.0	41.1	54(Note3)	-12.9	PK
			V	10360.0	38.0	4.0	42.0	54(Note3)	-12.0	PK
			H	15540.0	36.0	6.9	42.9	54(Note3)	-11.1	PK
			V	15540.0	37.5	6.7	44.2	54(Note3)	-9.8	PK
		40	H	10400.0	37.3	4.0	41.3	54(Note3)	-12.8	PK
			V	10400.0	37.9	4.0	41.9	54(Note3)	-12.2	PK
H			15600.0	36.6	7.1	43.7	54(Note3)	-10.3	PK	
V			15600.0	36.0	6.9	42.9	54(Note3)	-11.1	PK	
48		H	10480.0	36.3	4.0	40.3	54(Note3)	-13.7	PK	
		V	10480.0	36.3	4.0	40.3	54(Note3)	-13.7	PK	
		H	15720.0	35.7	7.1	42.8	54(Note3)	-11.2	PK	
		V	15720.0	36.3	7.1	43.4	54(Note3)	-10.6	PK	
52		H	10520.0	37.9	4.1	42.0	54(Note3)	-12.0	PK	
		V	10520.0	36.7	4.1	40.8	54(Note3)	-13.2	PK	
		H	15780.0	37.9	7.3	45.2	54(Note3)	-8.8	PK	
		V	15780.0	35.5	7.4	42.9	54(Note3)	-11.1	PK	
60		H	10600.0	36.8	4.3	41.1	54(Note3)	-12.9	PK	
		V	10600.0	36.8	4.3	41.1	54(Note3)	-12.9	PK	
		H	15900.0	36.5	7.6	44.1	54(Note3)	-9.9	PK	
		V	15900.0	36.6	7.7	44.3	54(Note3)	-9.7	PK	
64		H	10640.0	37.0	4.4	41.4	54(Note3)	-12.6	PK	
		V	10640.0	36.5	4.4	40.9	54(Note3)	-13.1	PK	
		H	15960.0	35.5	7.8	43.3	54(Note3)	-10.7	PK	
		V	15960.0	35.2	8.1	43.3	54(Note3)	-10.7	PK	
100	H	11000.0	34.8	4.9	39.7	54(Note3)	-14.3	PK		
	V	11000.0	34.7	4.9	39.6	54(Note3)	-14.4	PK		
	H	16500.0	35.0	9.0	44.0	54(Note3)	-10.0	PK		

Chain 0+1+2	116	V	16500.0	35.6	9.1	44.7	54(Note3)	-9.3	PK
		H	11160.0	36.4	5.3	41.7	54(Note3)	-12.3	PK
		V	11160.0	36.2	5.3	41.5	54(Note3)	-12.5	PK
		H	16740.0	35.5	10.7	46.2	54(Note3)	-7.8	PK
		V	16740.0	34.9	10.8	45.7	54(Note3)	-8.3	PK
	140	H	11400.0	36.2	5.9	42.1	54(Note3)	-11.9	PK
		V	11400.0	36.4	5.8	42.2	54(Note3)	-11.8	PK
		H	17100.0	34.8	10.5	45.3	54(Note3)	-8.7	PK
		V	17100.0	35.0	10.3	45.3	54(Note3)	-8.7	PK
	36	H	10360.0	38.0	4.0	42.0	54(Note3)	-12.0	PK
		V	10360.0	36.8	4.0	40.8	54(Note3)	-13.2	PK
		H	15540.0	38.0	6.9	44.9	54(Note3)	-9.1	PK
		V	15540.0	35.9	6.7	42.6	54(Note3)	-11.4	PK
	40	H	10400.0	36.2	4.0	40.2	54(Note3)	-13.9	PK
		V	10400.0	36.3	4.0	40.3	54(Note3)	-13.8	PK
		H	15600.0	35.1	7.1	42.2	54(Note3)	-11.8	PK
		V	15600.0	36.0	6.9	42.9	54(Note3)	-11.1	PK
	48	H	10480.0	36.6	4.0	40.6	54(Note3)	-13.4	PK
		V	10480.0	36.5	4.0	40.5	54(Note3)	-13.5	PK
		H	15720.0	37.1	7.1	44.2	54(Note3)	-9.8	PK
V		15720.0	36.5	7.1	43.6	54(Note3)	-10.4	PK	
52	H	10520.0	36.1	4.1	40.2	54(Note3)	-13.8	PK	
	V	10520.0	36.9	4.1	41.0	54(Note3)	-13.0	PK	
	H	15780.0	36.8	7.3	44.1	54(Note3)	-9.9	PK	
	V	15780.0	36.8	7.4	44.2	54(Note3)	-9.8	PK	
60	H	10600.0	36.4	4.3	40.7	54(Note3)	-13.3	PK	
	V	10600.0	36.5	4.3	40.8	54(Note3)	-13.2	PK	
	H	15900.0	36.0	7.6	43.6	54(Note3)	-10.4	PK	
	V	15900.0	35.7	7.7	43.4	54(Note3)	-10.6	PK	
64	H	10640.0	37.2	4.4	41.6	54(Note3)	-12.4	PK	
	V	10640.0	36.9	4.4	41.3	54(Note3)	-12.7	PK	
	H	15960.0	36.5	7.8	44.3	54(Note3)	-9.7	PK	
	V	15960.0	35.1	8.1	43.2	54(Note3)	-10.8	PK	
100	H	11000.0	35.5	4.9	40.4	54(Note3)	-13.6	PK	
	V	11000.0	35.1	4.9	40.0	54(Note3)	-14.0	PK	
	H	16500.0	35.9	9.0	44.9	54(Note3)	-9.1	PK	
	V	16500.0	35.6	9.1	44.7	54(Note3)	-9.3	PK	

	116	H	11160.0	35.6	5.3	40.9	54(Note3)	-13.1	PK
		V	11160.0	36.3	5.3	41.6	54(Note3)	-12.4	PK
		H	16740.0	35.4	10.7	46.1	54(Note3)	-7.9	PK
		V	16740.0	35.0	10.8	45.8	54(Note3)	-8.2	PK
	140	H	11400.0	35.6	5.9	41.5	54(Note3)	-12.5	PK
		V	11400.0	35.4	5.8	41.2	54(Note3)	-12.8	PK
		H	17100.0	33.5	10.5	44.0	54(Note3)	-10.0	PK
		V	17100.0	33.3	10.3	43.6	54(Note3)	-10.4	PK

Note: 1. Measure Level = Reading Level + Factor.

2. The test trace is same as the ambient noise (the test frequency range: 9kHz~30MHz, 18GHz~25GHz), therefore no data appear in the report.

3. This limit applies for using average detector, if the test result on peak is lower than average limit, then average measurement needn't be performed.

Mode3: Transmit by 802.11n(40MHz)

Chain	CH	Antenna	Frequency (MHz)	Reading Level (dBuV/m)	Factor (dB)	Measure Level (dBuV/m)	Limit (dBuV/m)	Margin (dB)	Detector	
Chain 0	38	H	10380.0	37.5	4.0	41.5	54(Note3)	-12.5	PK	
		V	10380.0	37.0	4.0	41.0	54(Note3)	-13.0	PK	
		H	15570.0	37.3	7.1	44.4	54(Note3)	-9.6	PK	
		V	15570.0	36.9	6.9	43.8	54(Note3)	-10.2	PK	
	46	H	10460.0	36.6	4.0	40.6	54(Note3)	-13.4	PK	
		V	10460.0	37.4	4.0	41.4	54(Note3)	-12.6	PK	
		H	15690.0	36.8	7.0	43.8	54(Note3)	-10.2	PK	
		V	15690.0	36.9	6.9	43.8	54(Note3)	-10.2	PK	
	54	H	10540.0	36.6	4.2	40.8	54(Note3)	-13.2	PK	
		V	10540.0	36.7	4.2	40.9	54(Note3)	-13.1	PK	
		H	15810.0	36.2	7.4	43.6	54(Note3)	-10.4	PK	
		V	15810.0	36.6	7.5	44.1	54(Note3)	-9.9	PK	
	62	H	10620.0	37.6	4.4	42.0	54(Note3)	-12.0	PK	
		V	10620.0	37.0	4.4	41.4	54(Note3)	-12.6	PK	
		H	15930.0	37.1	7.7	44.8	54(Note3)	-9.2	PK	
		V	15930.0	36.2	7.9	44.1	54(Note3)	-9.9	PK	
			H	11020.0	35.4	5.0	40.4	54(Note3)	-13.6	PK

	102	V	11020.0	35.5	5.0	40.5	54(Note3)	-13.5	PK
		H	16530.0	36.7	9.3	46.0	54(Note3)	-8.0	PK
		V	16530.0	36.9	9.4	46.3	54(Note3)	-7.7	PK
	110	H	11100.0	36.8	5.1	41.9	54(Note3)	-12.1	PK
		V	11100.0	36.7	5.1	41.8	54(Note3)	-12.2	PK
		H	16650.0	35.8	10.3	46.1	54(Note3)	-7.9	PK
		V	16650.0	35.6	10.4	46.0	54(Note3)	-8.0	PK
	Chain 1	38	H	10380.0	37.8	4.0	41.8	54(Note3)	-12.2
V			10380.0	37.5	4.0	41.5	54(Note3)	-12.5	PK
H			15570.0	36.7	7.1	43.8	54(Note3)	-10.2	PK
V			15570.0	37	6.9	43.9	54(Note3)	-10.1	PK
46		H	10460.0	35.5	4.0	39.5	54(Note3)	-14.5	PK
		V	10460.0	36.1	4.0	40.1	54(Note3)	-13.9	PK
		H	15690.0	36.3	7.0	43.3	54(Note3)	-10.7	PK
		V	15690.0	36.4	6.9	43.3	54(Note3)	-10.7	PK
54		H	10540.0	37.2	4.2	41.4	54(Note3)	-12.6	PK
		V	10540.0	37.1	4.2	41.3	54(Note3)	-12.7	PK
		H	15810.0	36.5	7.4	43.9	54(Note3)	-10.1	PK
		V	15690.0	36.5	6.9	43.4	54(Note3)	-10.6	PK
62		H	10620.0	37.6	4.4	42.0	54(Note3)	-12.0	PK
		V	10620.0	37	4.4	41.4	54(Note3)	-12.6	PK
		H	15930.0	36.7	7.7	44.4	54(Note3)	-9.6	PK
		V	15930.0	36.4	7.9	44.3	54(Note3)	-9.7	PK
102		H	11020.0	35.3	5.0	40.3	54(Note3)	-13.7	PK
		V	11020.0	35.5	5.0	40.5	54(Note3)	-13.5	PK
		H	16530.0	36.7	9.3	46.0	54(Note3)	-8.0	PK
		V	16530.0	36.2	9.4	45.6	54(Note3)	-8.4	PK
110	H	11100.0	35.8	5.1	40.9	54(Note3)	-13.1	PK	
	V	11100.0	36.6	5.1	41.7	54(Note3)	-12.3	PK	
	H	16650.0	34.8	10.3	45.1	54(Note3)	-8.9	PK	
	V	16650.0	36.1	10.4	46.5	54(Note3)	-7.5	PK	
Chain 2	38	H	10380.0	37.1	4.0	41.1	54(Note3)	-12.9	PK
		V	10380.0	38.1	4.0	42.1	54(Note3)	-11.9	PK
		H	15570.0	36.5	7.1	43.6	54(Note3)	-10.4	PK
		V	15570.0	36.4	6.9	43.3	54(Note3)	-10.7	PK
	46	H	10460.0	36.2	4.0	40.2	54(Note3)	-13.8	PK
		V	10460.0	36.9	4.0	40.9	54(Note3)	-13.1	PK

		H	15690.0	36.0	7.0	43.0	54(Note3)	-11.0	PK	
		V	15690.0	36.2	6.9	43.1	54(Note3)	-10.9	PK	
	54		H	10540.0	37.3	4.2	41.5	54(Note3)	-12.5	PK
			V	10540.0	37.1	4.2	41.3	54(Note3)	-12.7	PK
			H	15810.0	36.5	7.4	43.9	54(Note3)	-10.1	PK
			V	15810.0	36.4	7.5	43.9	54(Note3)	-10.1	PK
	62		H	10620.0	37.8	4.4	42.2	54(Note3)	-11.8	PK
			V	10620.0	36.9	4.4	41.3	54(Note3)	-12.7	PK
			H	15930.0	36.9	7.7	44.6	54(Note3)	-9.4	PK
			V	15930.0	36.7	7.9	44.6	54(Note3)	-9.4	PK
	102		H	11020.0	35.1	5.0	40.1	54(Note3)	-13.9	PK
			V	11020.0	35.1	5.0	40.1	54(Note3)	-13.9	PK
			H	16530.0	36.8	9.3	46.1	54(Note3)	-7.9	PK
			V	16530.0	35.7	9.4	45.1	54(Note3)	-8.9	PK
	110		H	11100.0	36.7	5.1	41.8	54(Note3)	-12.2	PK
			V	11100.0	35.8	5.1	40.9	54(Note3)	-13.1	PK
		H	16650.0	34.0	10.3	44.3	54(Note3)	-9.7	PK	
		V	16650.0	35.4	10.4	45.8	54(Note3)	-8.2	PK	
Chain 0+1	38	H	10380.0	37.6	4.0	41.6	54(Note3)	-12.4	PK	
		V	10380.0	37.4	4.0	41.4	54(Note3)	-12.6	PK	
			H	15570.0	37.3	7.1	44.4	54(Note3)	-9.6	PK
			V	15570.0	36.1	6.9	43.0	54(Note3)	-11.0	PK
	46		H	10460.0	36.0	4.0	40.0	54(Note3)	-14.0	PK
			V	10460.0	36.7	4.0	40.7	54(Note3)	-13.3	PK
			H	15690.0	35.8	7.0	42.8	54(Note3)	-11.2	PK
			V	15690.0	35.8	6.9	42.7	54(Note3)	-11.3	PK
	54		H	10540.0	37.7	4.2	41.9	54(Note3)	-12.1	PK
			V	10540.0	36.6	4.2	40.8	54(Note3)	-13.2	PK
			H	15810.0	37.0	7.4	44.4	54(Note3)	-9.6	PK
			V	15810.0	36.2	7.5	43.7	54(Note3)	-10.3	PK
	62		H	10620.0	37.0	4.4	41.4	54(Note3)	-12.6	PK
			V	10620.0	36.6	4.4	41.0	54(Note3)	-13.0	PK
			H	15930.0	36.7	7.7	44.4	54(Note3)	-9.6	PK
			V	15930.0	36.5	7.9	44.4	54(Note3)	-9.6	PK
	102		H	11020.0	35.3	5.0	40.3	54(Note3)	-13.7	PK
			V	11020.0	35.3	5.0	40.3	54(Note3)	-13.7	PK
			H	16530.0	36.6	9.3	45.9	54(Note3)	-8.1	PK

	110	V	16530.0	36.0	9.4	45.4	54(Note3)	-8.6	PK
		H	11100.0	36.1	5.1	41.2	54(Note3)	-12.8	PK
		V	11100.0	36.0	5.1	41.1	54(Note3)	-12.9	PK
		H	16650.0	35.4	10.3	45.7	54(Note3)	-8.3	PK
		V	16650.0	35.1	10.4	45.5	54(Note3)	-8.5	PK
Chain 0+1+2	38	H	10380.0	37.0	4.0	41.0	54(Note3)	-13.0	PK
		V	10380.0	37.2	4.0	41.2	54(Note3)	-12.8	PK
		H	15570.0	36.0	7.1	43.1	54(Note3)	-10.9	PK
		V	15570.0	36.4	6.9	43.3	54(Note3)	-10.7	PK
	46	H	10460.0	35.9	4.0	39.9	54(Note3)	-14.1	PK
		V	10460.0	37.3	4.0	41.3	54(Note3)	-12.7	PK
		H	15690.0	36.3	7.0	43.3	54(Note3)	-10.7	PK
		V	15690.0	36.9	6.9	43.8	54(Note3)	-10.2	PK
	54	H	10540.0	37.7	4.2	41.9	54(Note3)	-12.1	PK
		V	10540.0	36.8	4.2	41.0	54(Note3)	-13.0	PK
		H	15810.0	36.7	7.4	44.1	54(Note3)	-9.9	PK
		V	15810.0	36.5	7.5	44.0	54(Note3)	-10.0	PK
	62	H	10620.0	37.2	4.4	41.6	54(Note3)	-12.4	PK
		V	10620.0	36.7	4.4	41.1	54(Note3)	-12.9	PK
		H	15930.0	37.2	7.7	44.9	54(Note3)	-9.1	PK
		V	15930.0	36.2	7.9	44.1	54(Note3)	-9.9	PK
	102	H	11020.0	36.0	5.0	41.0	54(Note3)	-13.0	PK
		V	11020.0	35.5	5.0	40.5	54(Note3)	-13.5	PK
		H	16530.0	36.8	9.3	46.1	54(Note3)	-7.9	PK
		V	16530.0	36.4	9.4	45.8	54(Note3)	-8.2	PK
110	H	11100.0	36.3	5.1	41.4	54(Note3)	-12.6	PK	
	V	11100.0	37.6	5.1	42.7	54(Note3)	-11.3	PK	
	H	16650.0	35.0	10.3	45.3	54(Note3)	-8.7	PK	
	V	16650.0	38.3	10.4	48.7	54(Note3)	-5.3	PK	

Note: 1. Measure Level = Reading Level + Factor.

2. The test trace is same as the ambient noise (the test frequency range: 9kHz~30MHz, 18GHz~25GHz), therefore no data appear in the report.

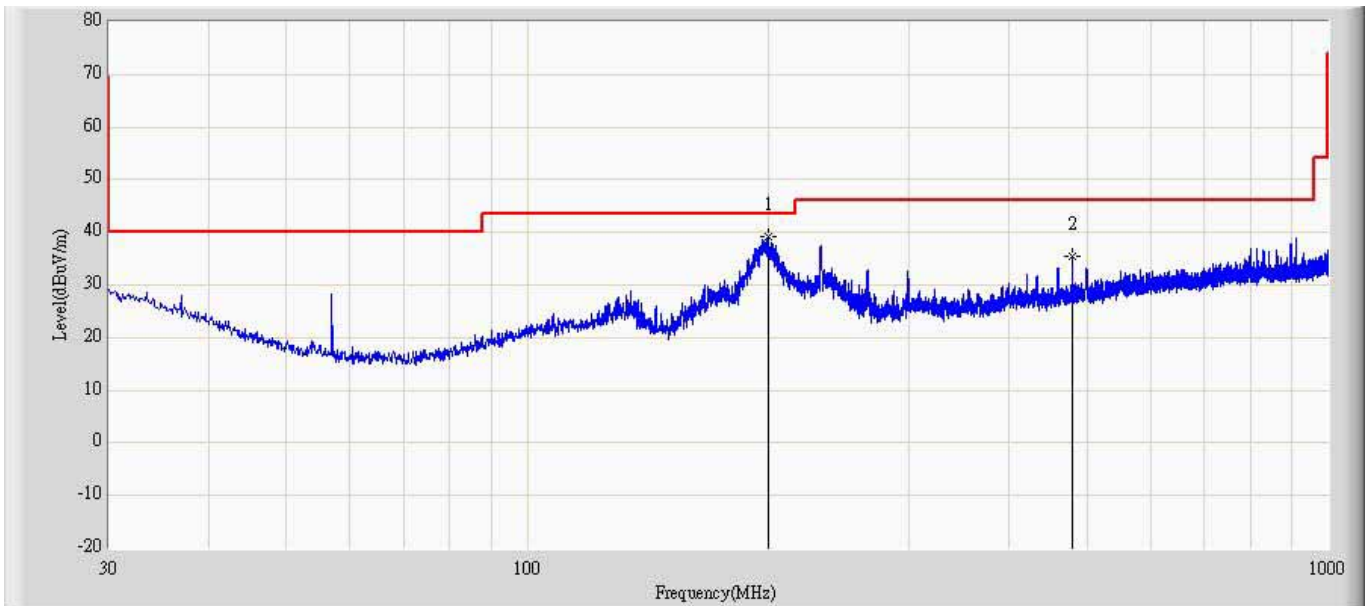
3. This limit applies for using average detector, if the test result on peak is lower than average limit, then average measurement needn't be performed.

The worst case of Radiated Emission below 1GHz:

The worst case of Radiated Emission below 1GHz:

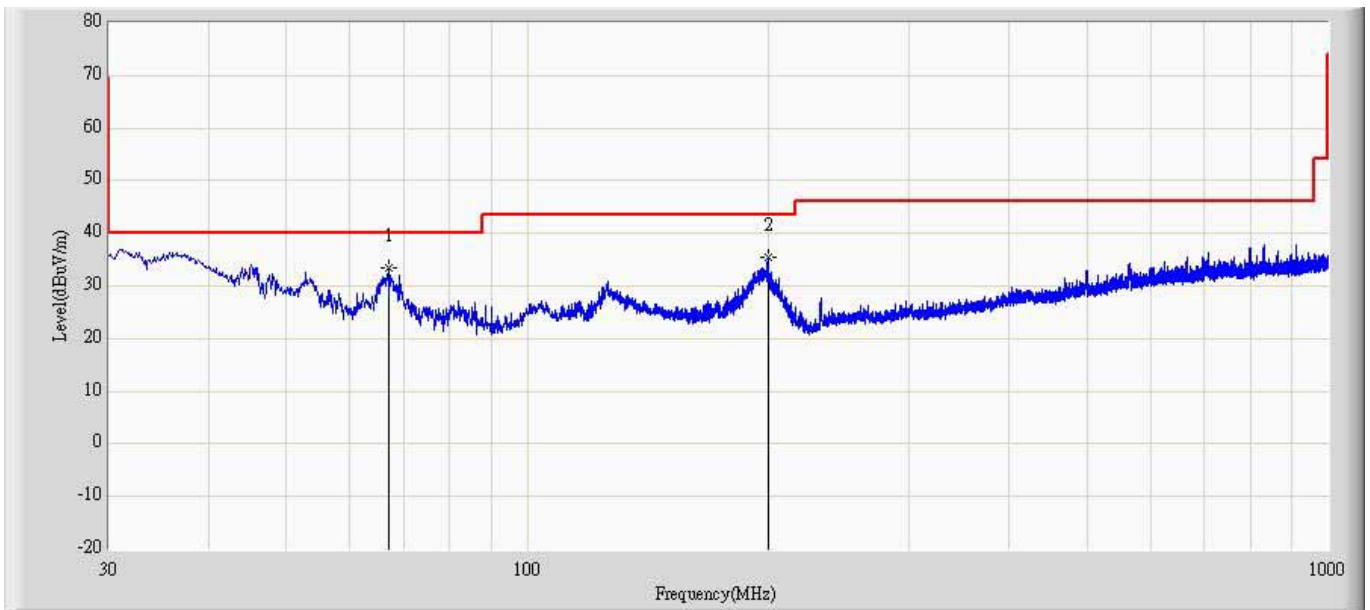
Test for panel antenna

Site: AC2	Time: 2013/04/20 - 10:38
Limit: FCC_Part15.209_RE(3m)	Margin: 0
Probe: CBL6112D_27611(30-1000MHz)	Polarity: Horizontal
EUT: WIRELESS-ABGN 3X3 NETWORK MINI PCIE ADAPTER	Power: AC 120V/60Hz
Note: Mode1: Transmit by 802.11a	



No	Mark	Frequency (MHz)	Measure Level (dBuV/m)	Reading Level (dBuV)	Over Limit (dB)	Limit (dBuV/m)	Factor (dB)	Type
1	*	199.750	39.162	23.051	-4.338	43.500	16.111	QP
2		480.080	35.551	10.355	-10.449	46.000	25.196	QP

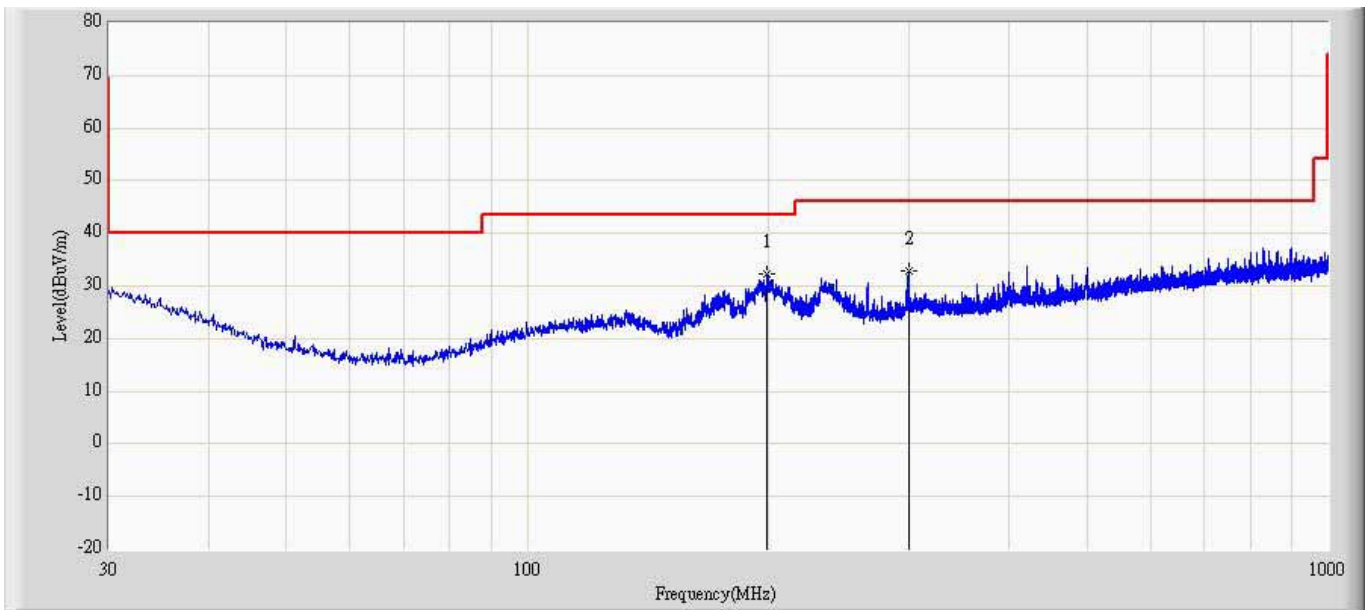
Site: AC2	Time: 2013/04/20 - 10:38
Limit: FCC_Part15.209_RE(3m)	Margin: 0
Probe: CBL6112D_27611(30-1000MHz)	Polarity: Vertical
EUT: WIRELESS-ABGN 3X3 NETWORK MINI PCIE ADAPTER	Power: AC 120V/60Hz
Note: Mode1: Transmit by 802.11a	



No	Mark	Frequency (MHz)	Measure Level (dBuV/m)	Reading Level (dBuV)	Over Limit (dB)	Limit (dBuV/m)	Factor (dB)	Type
1	*	66.981	33.380	21.664	-6.620	40.000	11.716	QP
2		199.871	35.358	19.250	-8.142	43.500	16.109	QP

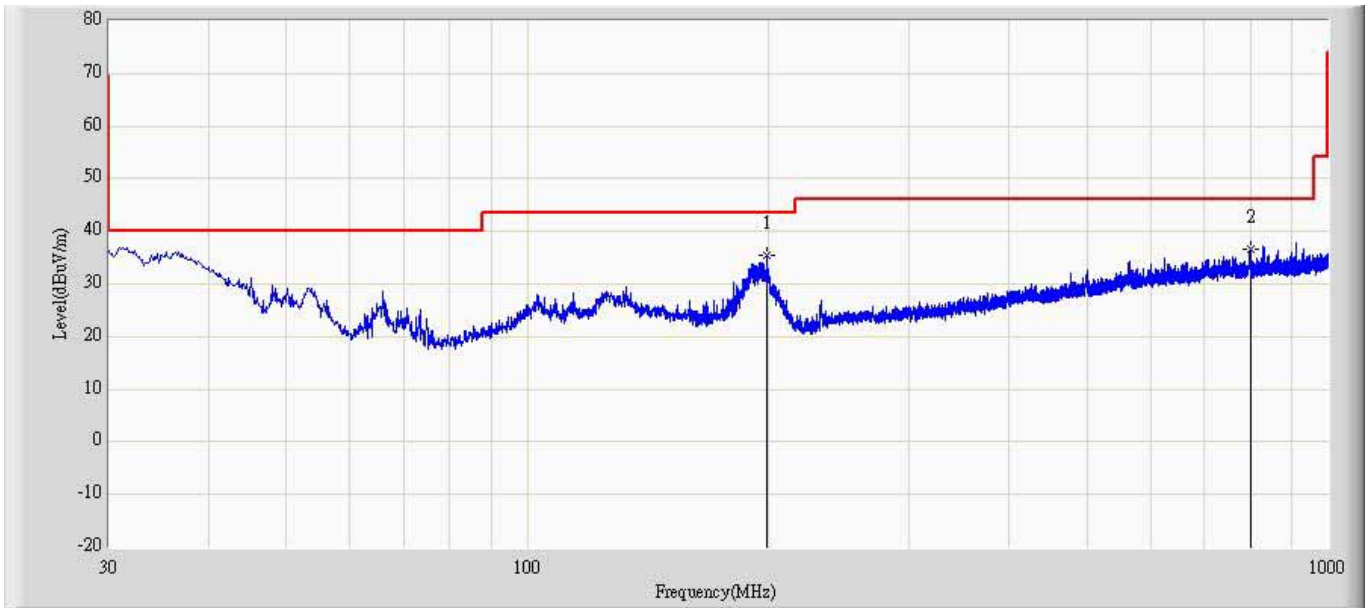
Test for dipole antenna 1#

Site: AC2	Time: 2013/04/20 - 10:48
Limit: FCC_Part15.209_RE(3m)	Margin: 0
Probe: CBL6112D_27611(30-1000MHz)	Polarity: Horizontal
EUT: WIRELESS-ABGN 3X3 NETWORK MINI PCIE ADAPTER	Power: AC 120V/60Hz
Note: Mode1: Transmit by 802.11a	



No	Mark	Frequency (MHz)	Measure Level (dBuV/m)	Reading Level (dBuV)	Over Limit (dB)	Limit (dBuV/m)	Factor (dB)	Type
1	*	199.386	32.337	16.238	-11.163	43.500	16.099	QP
2		299.781	32.757	12.294	-13.243	46.000	20.463	QP

Site: AC2	Time: 2013/04/20 - 10:49
Limit: FCC_Part15.209_RE(3m)	Margin: 0
Probe: CBL6112D_27611(30-1000MHz)	Polarity: Vertical
EUT: WIRELESS-ABGN 3X3 NETWORK MINI PCIE ADAPTER	Power: AC 120V/60Hz
Note: Mode1: Transmit by 802.11a	



No	Mark	Frequency (MHz)	Measure Level (dBuV/m)	Reading Level (dBuV)	Over Limit (dB)	Limit (dBuV/m)	Factor (dB)	Type
1	*	199.023	35.516	19.430	-7.984	43.500	16.087	QP
2		799.331	36.490	7.921	-9.510	46.000	28.569	QP

5. Operation Frequency Range of 20dB Bandwidth

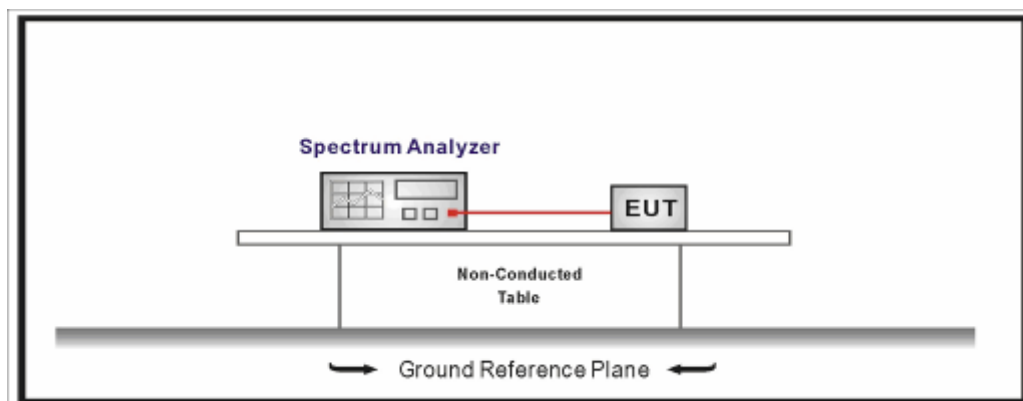
5.1. Test Equipment

Operation Frequency Range of 20dB Bandwidth /TR8

Instrument	Manufacturer	Type No.	Serial No.	Cal. Date
Spectrum Analyzer	Agilent	E4446A	MY45300103	2014.01.21
Temperature/Humidity Meter	zhicheng	ZC1-2	QT-TH007	2014.05.07

Note: All equipments are calibrated with traceable calibrations. Each calibration is traceable to the national or international standards.

5.2. Test Setup



5.3. Limit

20 dB bandwidth of the emission is contained within the operation frequency band. FCC Part15.215(c).

5.4. Test Procedure

The EUT was tested according to UNII test procedure of KDB 789033 for compliance to FCC 47CFR 15.407 requirements.

Set RBW = 100 kHz, Span greater than RBW.

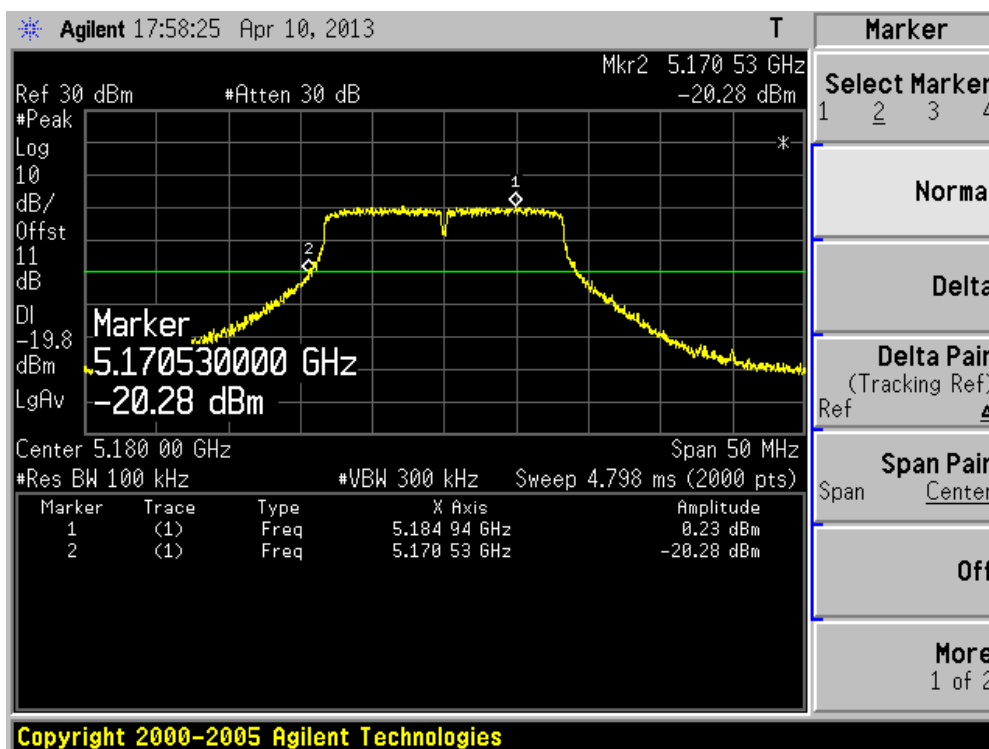
5.5. Uncertainty

The measurement uncertainty is defined as ± 1 kHz

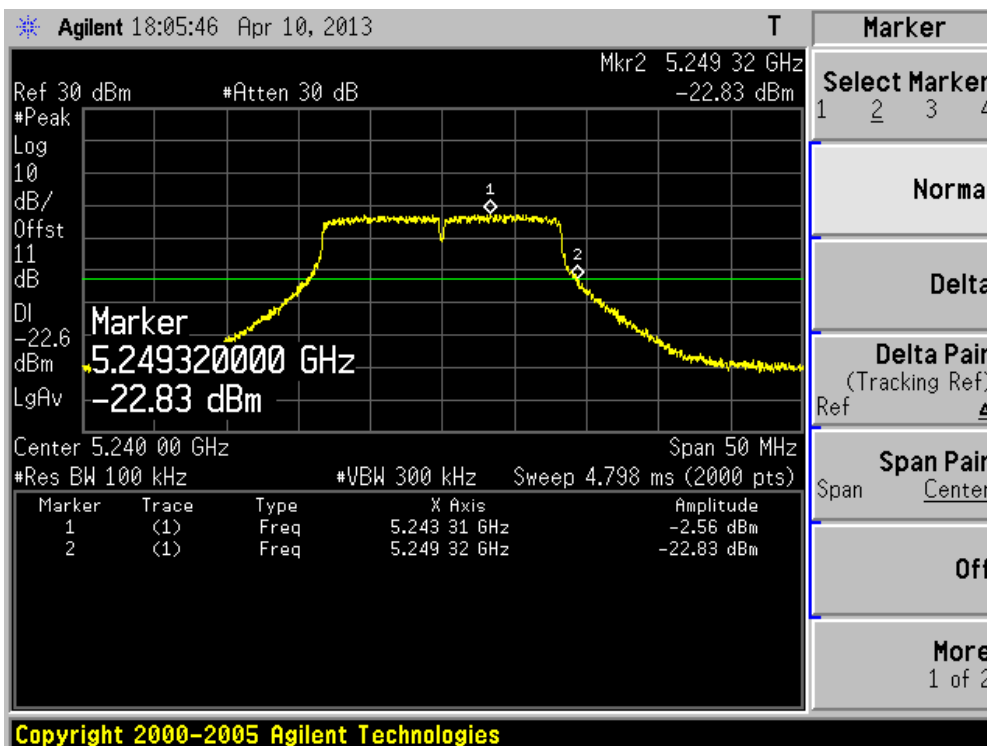
5.6. Test Result

Product	: WIRELESS-ABGN 3X3 NETWORK MINI PCIE ADAPTER
Test Item	: Operation Frequency Range of 20dB Bandwidth
Test Site	: TR-8
Test Mode	: Mode 1: Transmit by 802.11a (Chain 0)

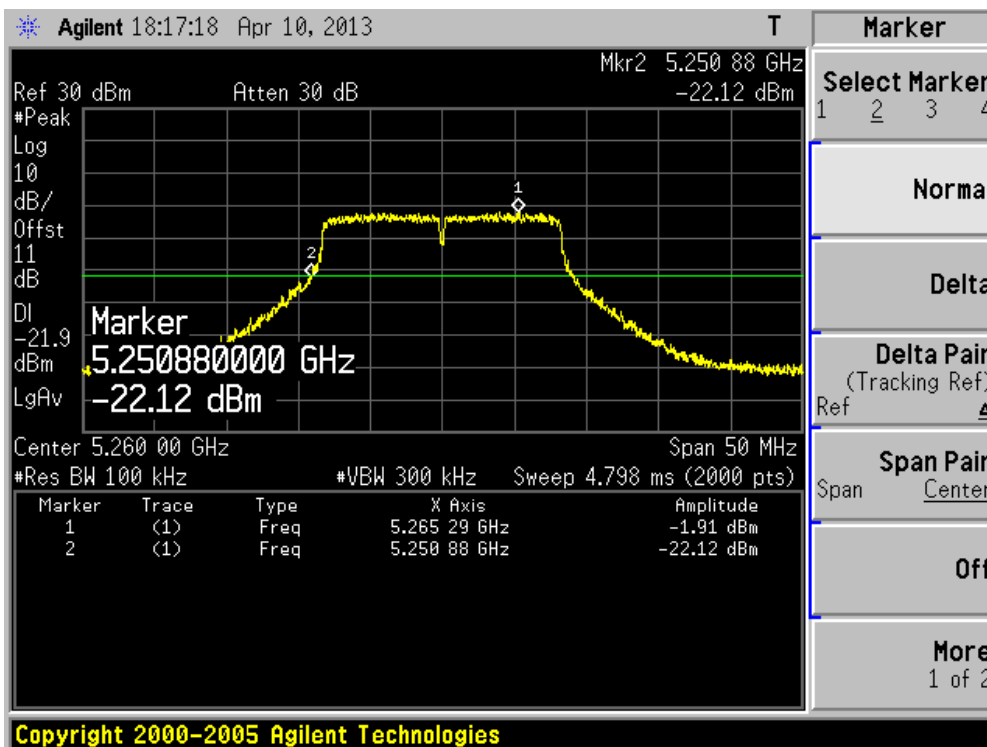
Channel 36 (5180MHz)



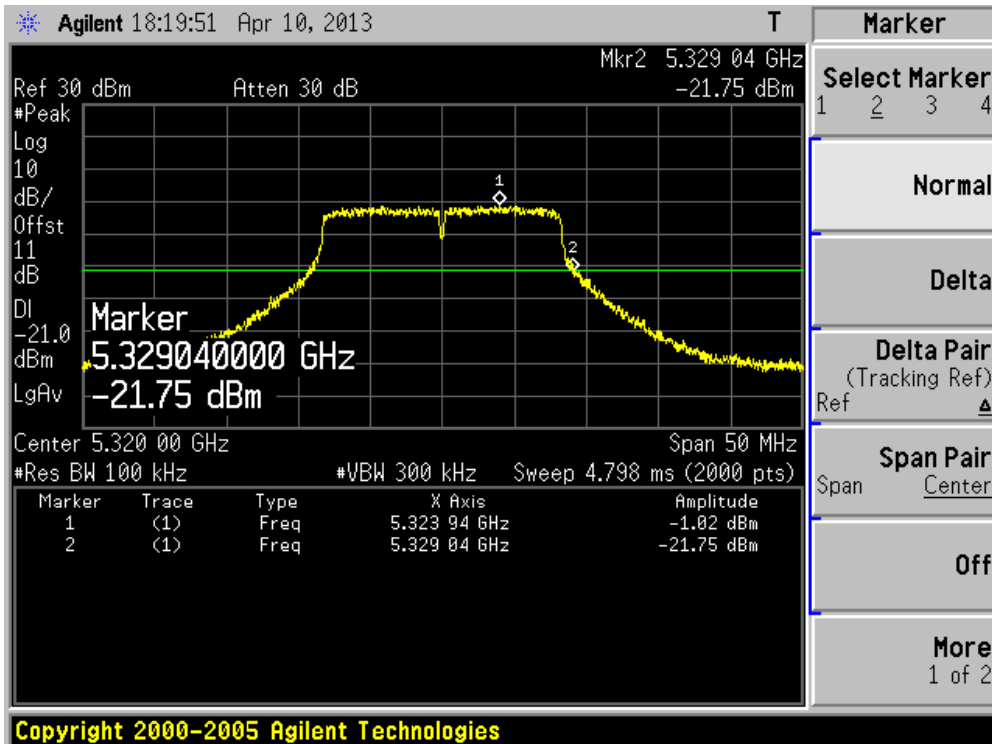
Channel 48 (5240MHz)



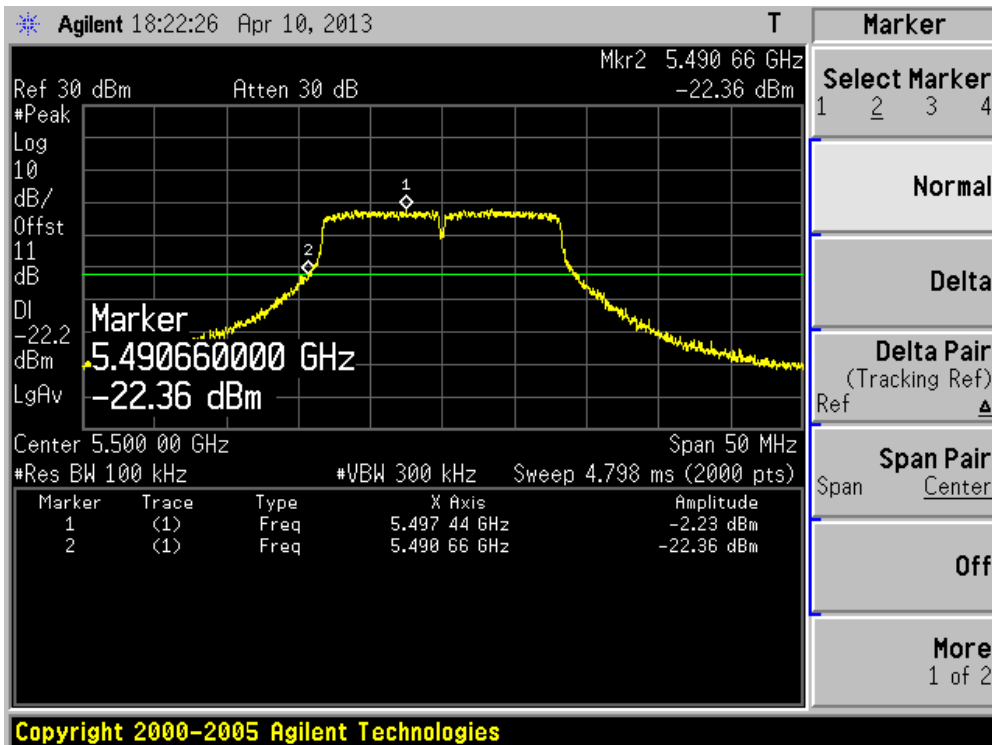
Channel 52 (5260MHz)



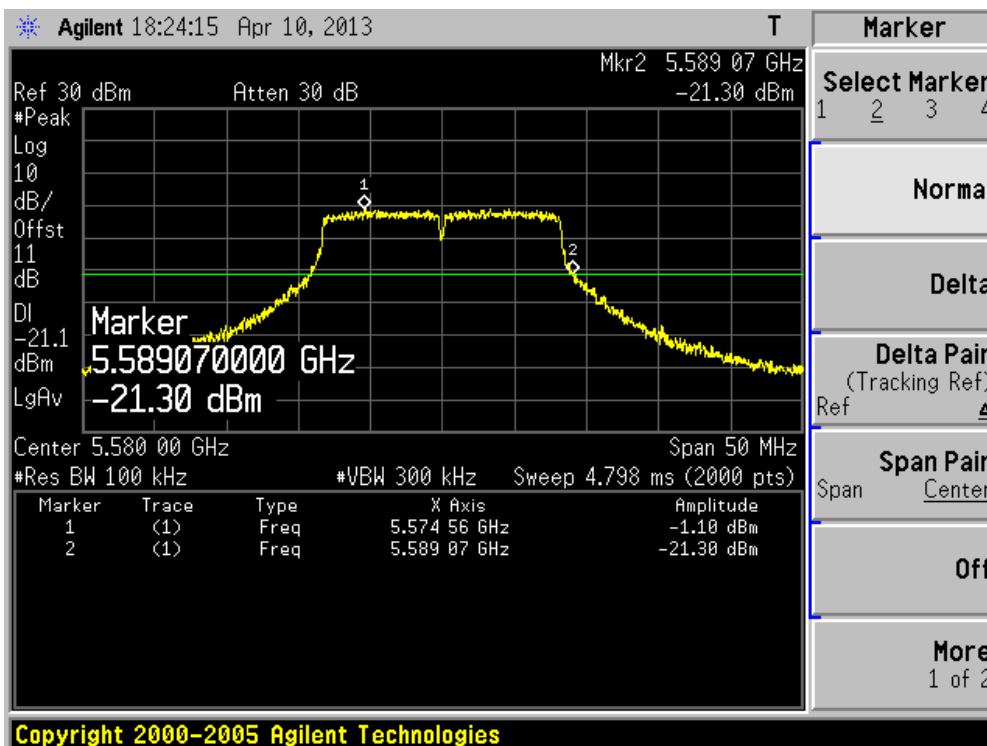
Channel 64 (5320MHz)



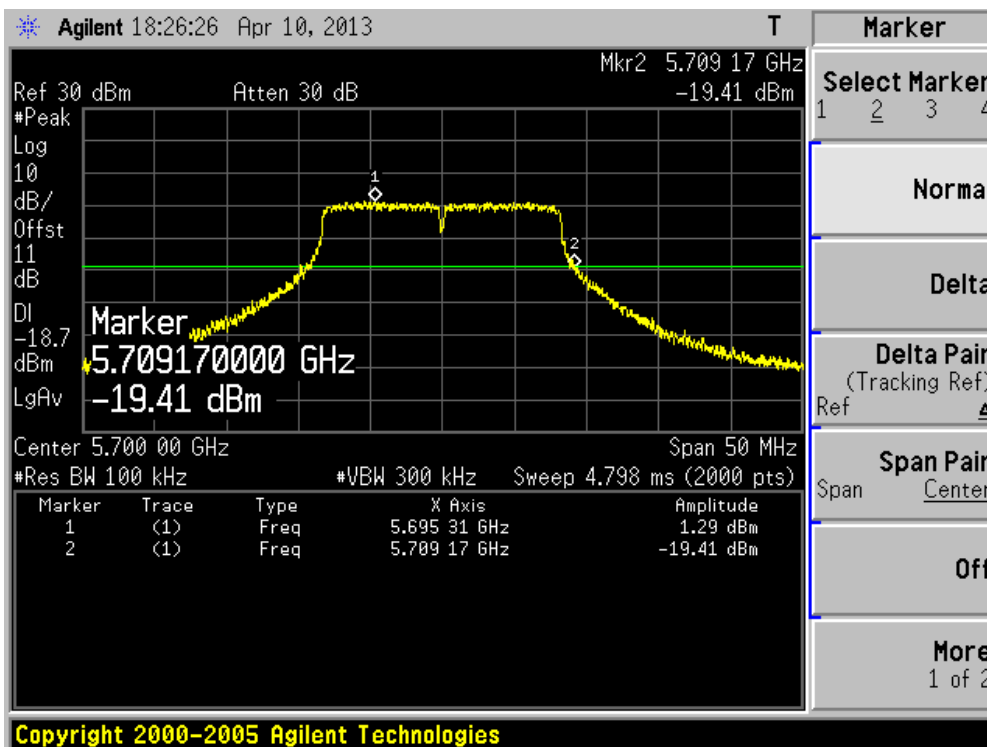
Channel 100 (5500MHz)



Channel 116 (5580MHz)

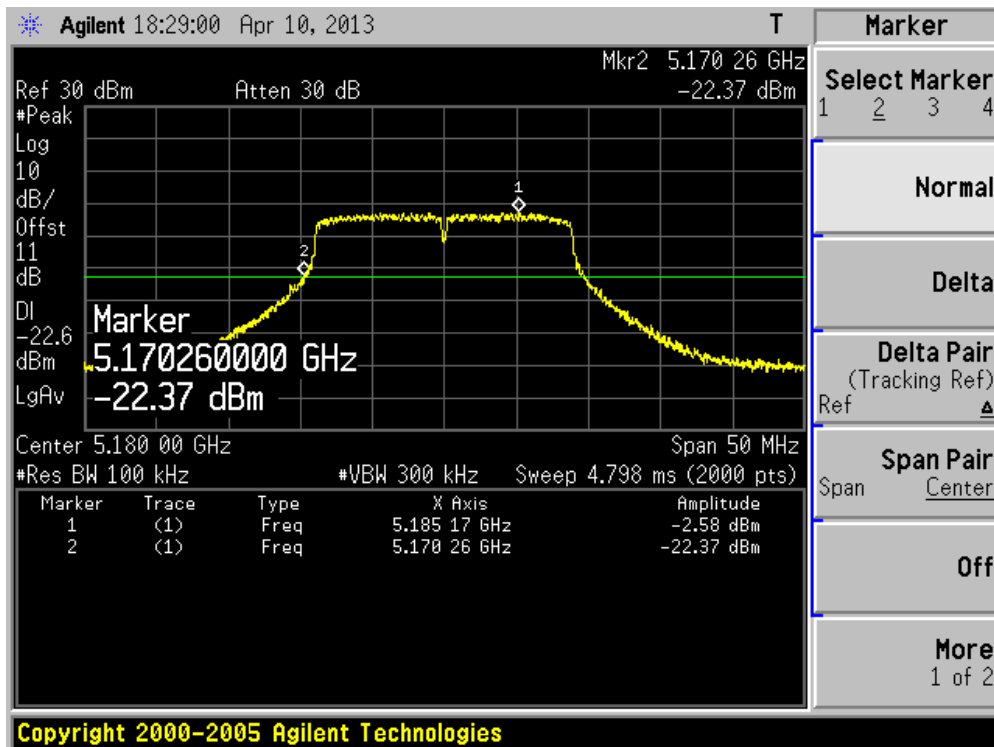


Channel 140 (57000MHz)

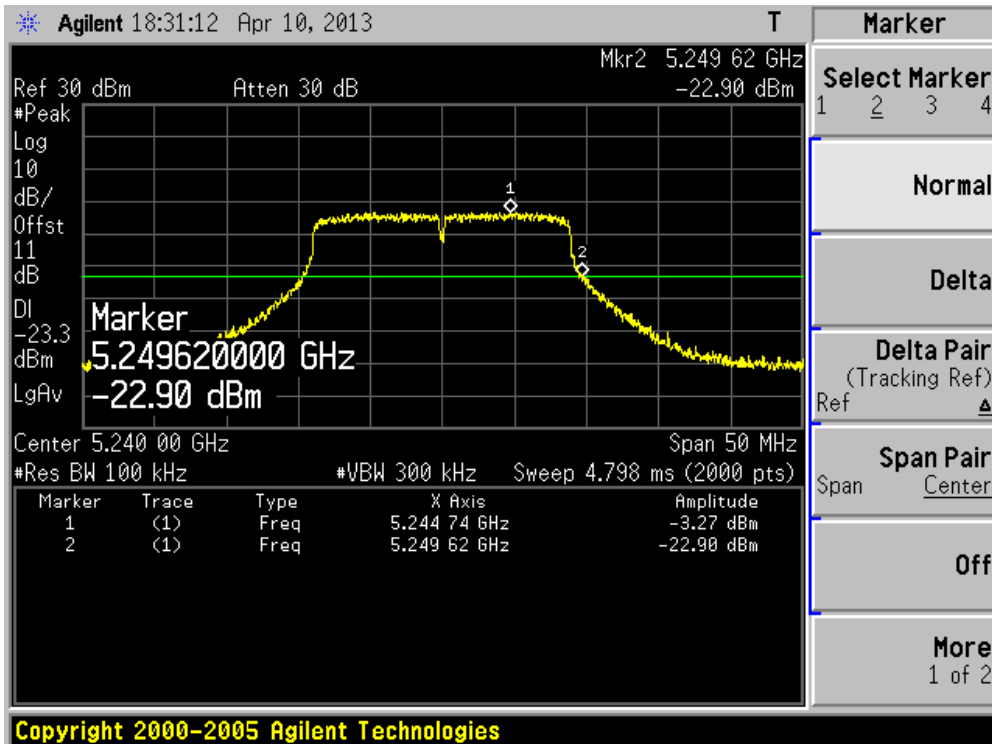


Product	: WIRELESS-ABGN 3X3 NETWORK MINI PCIE ADAPTER
Test Item	: Operation Frequency Range of 20dB Bandwidth
Test Site	: TR-8
Test Mode	: Mode 2: Transmit by 802.11n (20MHz) (Chain 0)

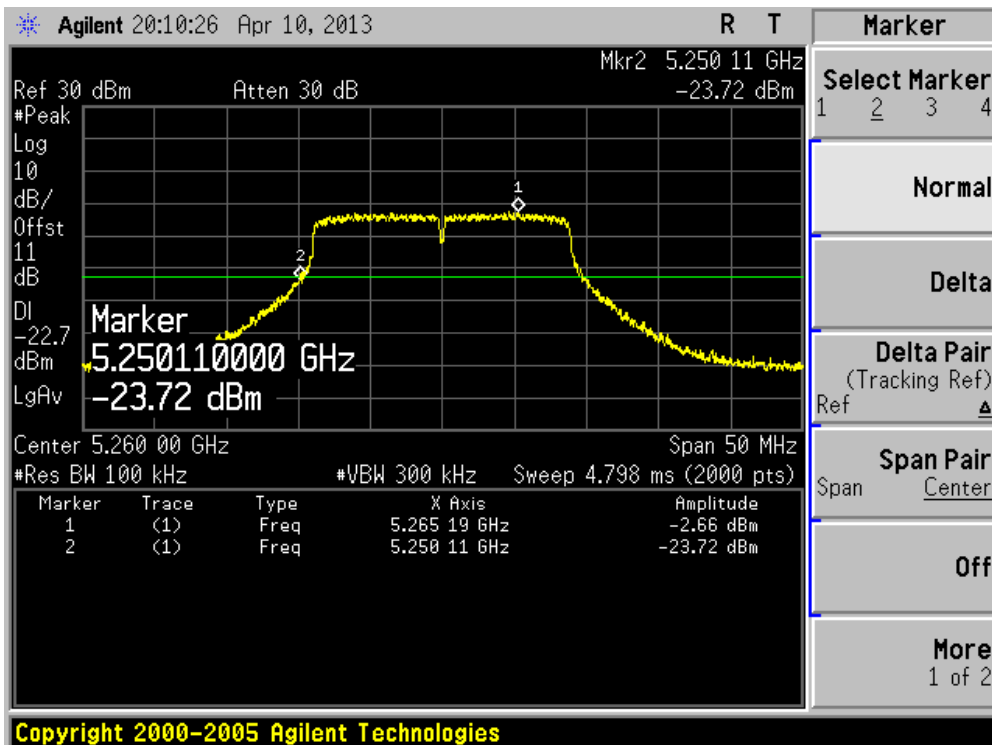
Channel 36 (5180MHz)



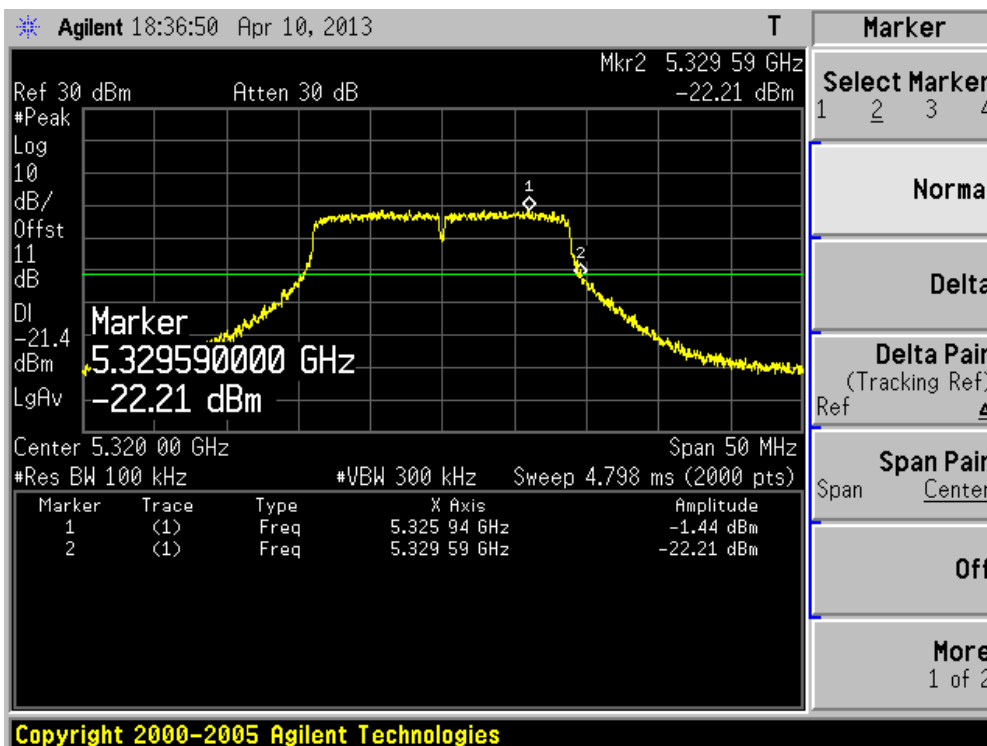
Channel 48 (5240MHz)



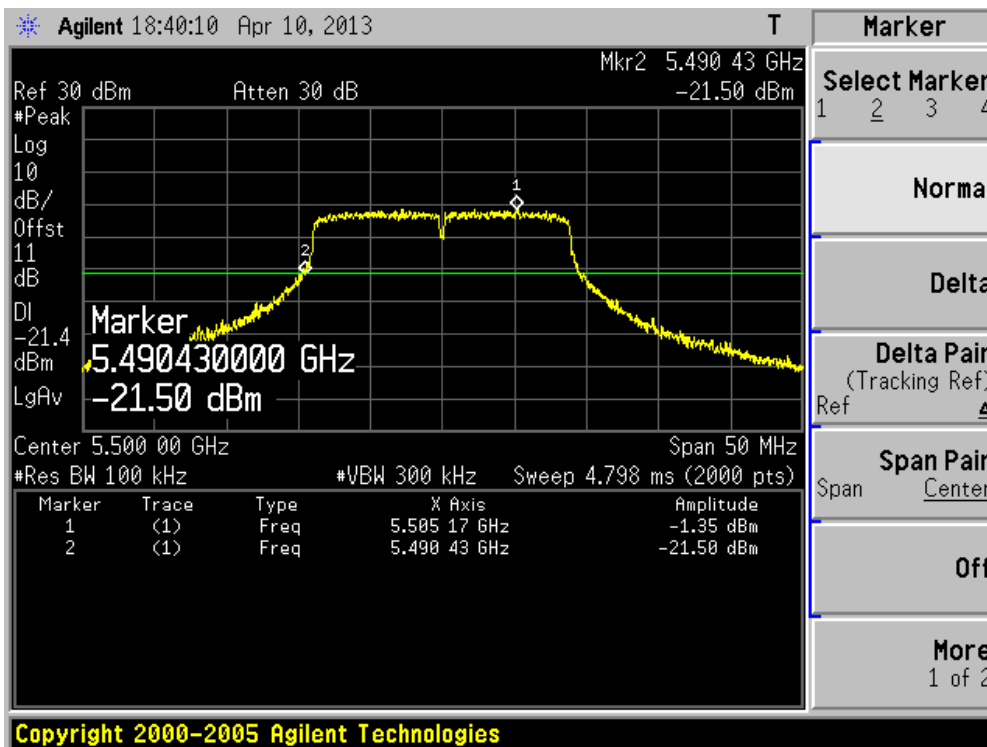
Channel 52 (5260MHz)



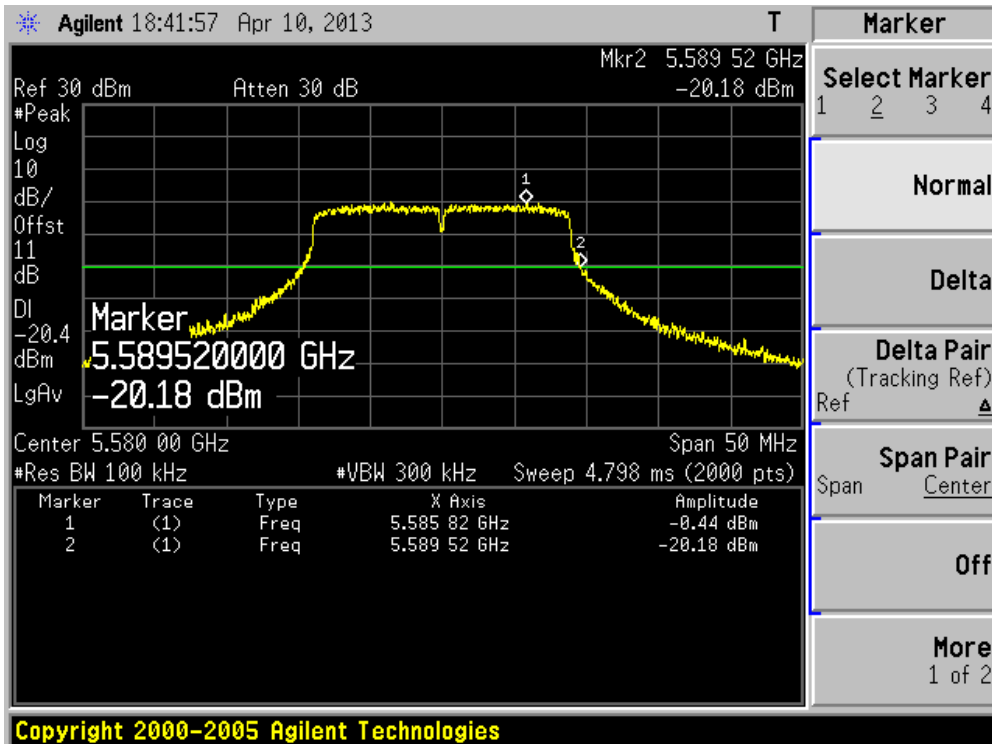
Channel 64 (5320MHz)



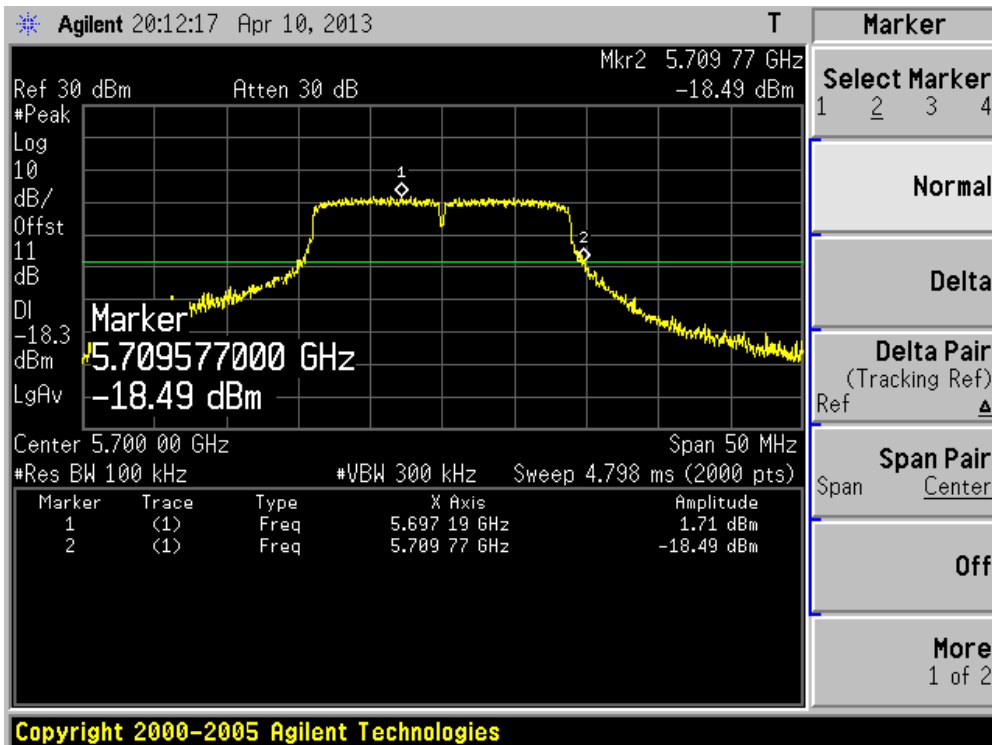
Channel 100 (5500MHz)



Channel 116 (5580MHz)

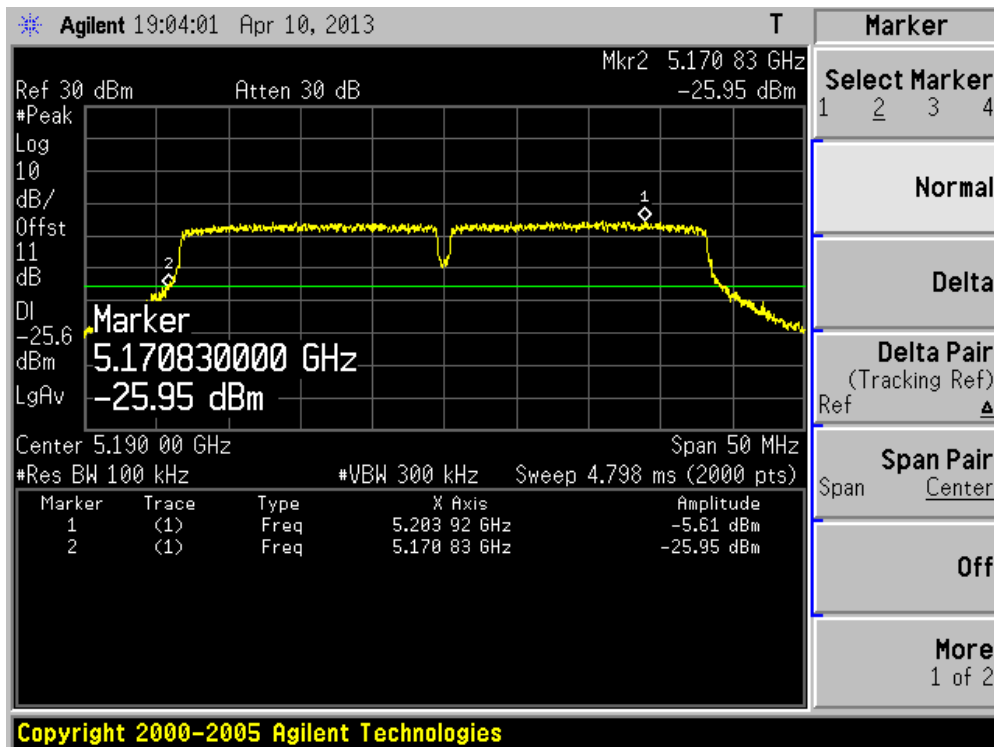


Channel 140 (5700MHz)

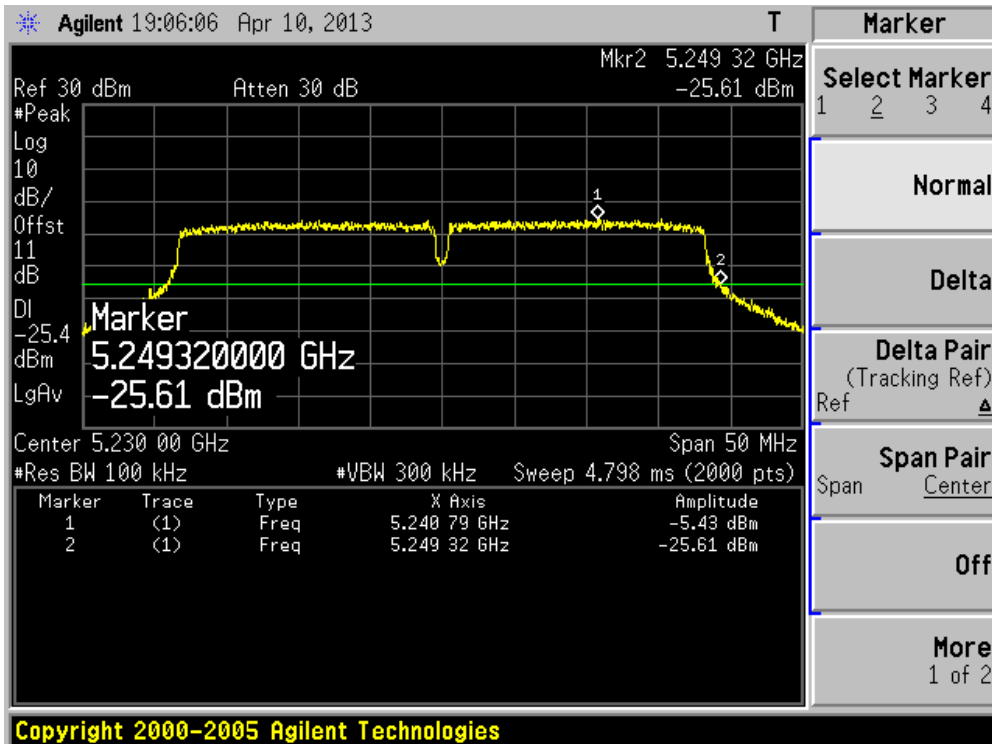


Product	: WIRELESS-ABGN 3X3 NETWORK MINI PCIE ADAPTER
Test Item	: Operation Frequency Range of 20dB Bandwidth
Test Site	: TR-8
Test Mode	: Mode 3: Transmit by 802.11n (40MHz) (Chain 0)

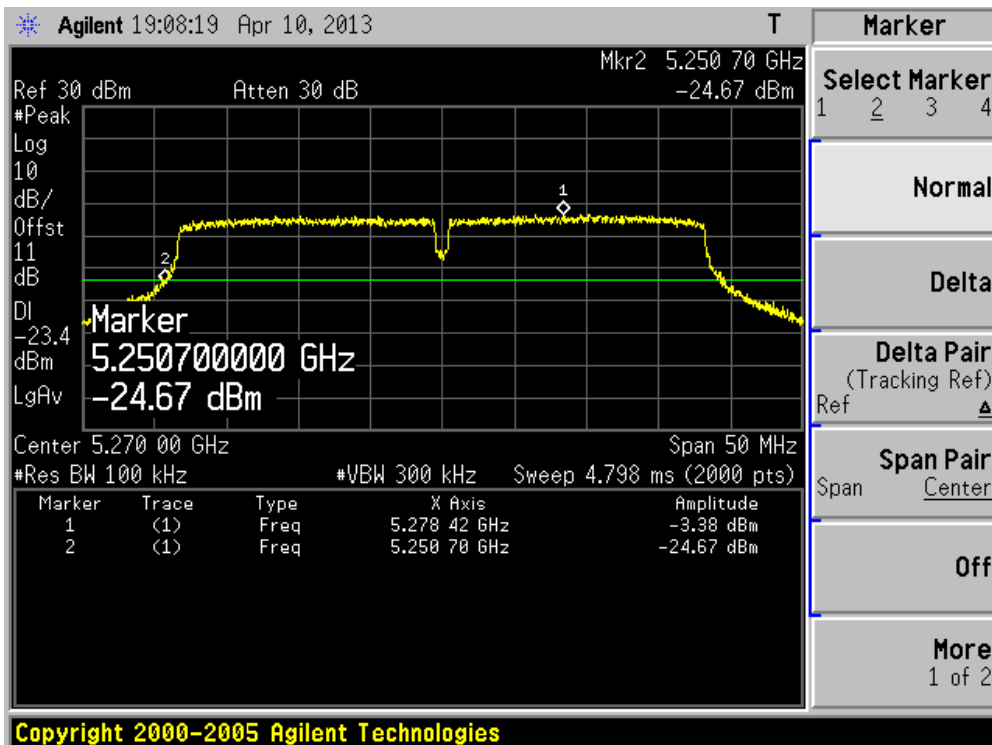
Channel 38 (5190MHz)



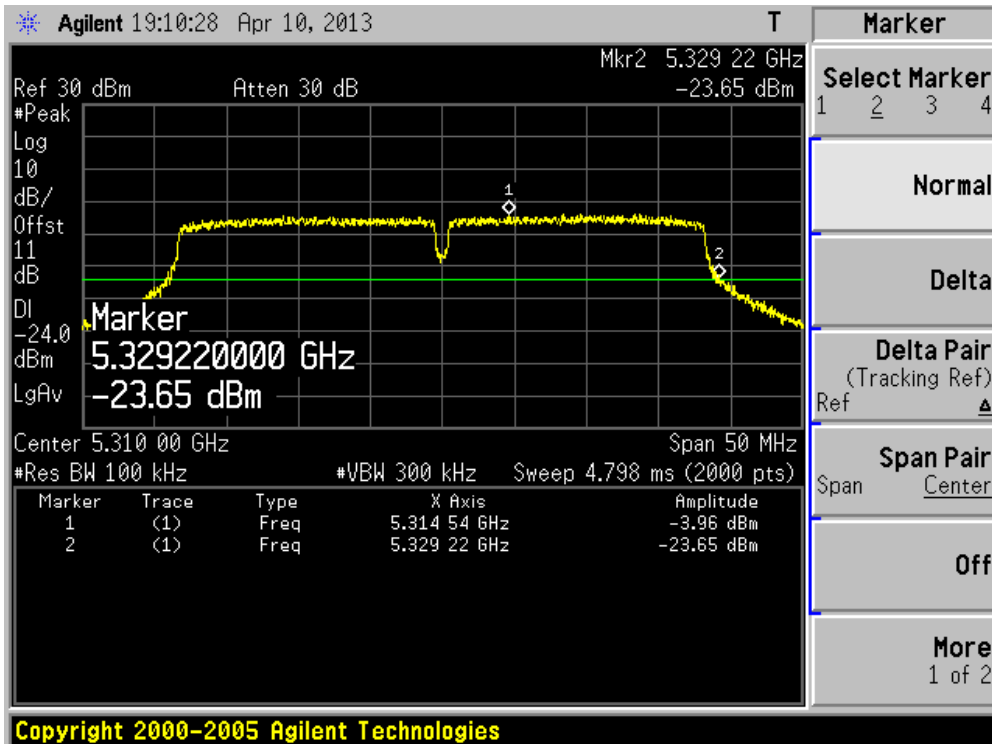
Channel 46 (5230MHz)



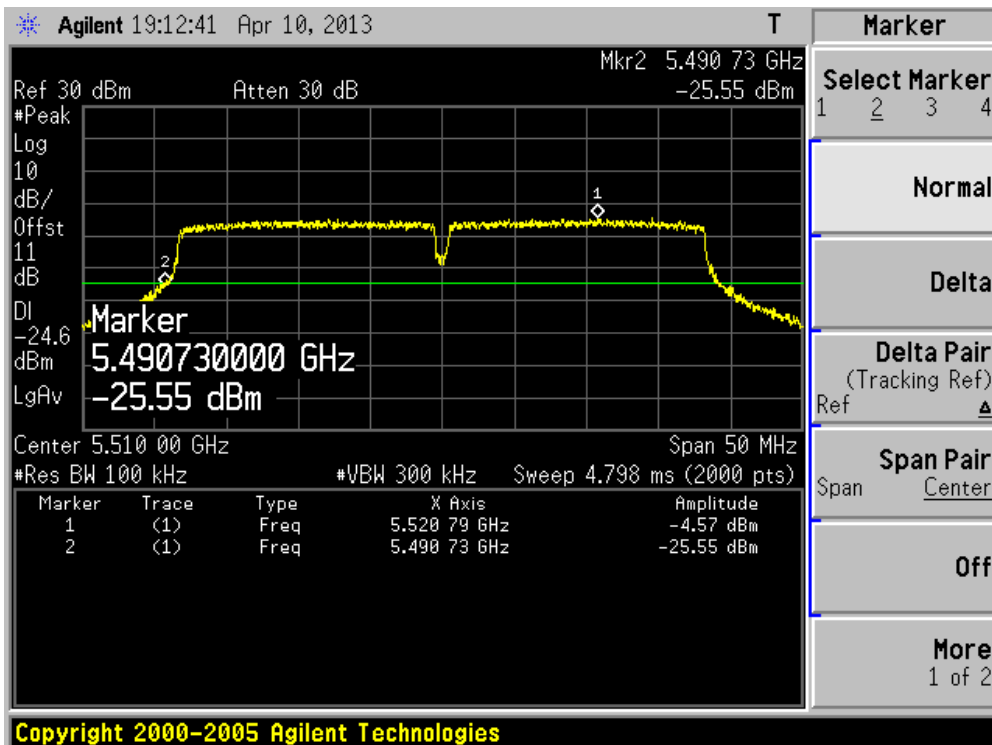
Channel 54 (5270MHz)



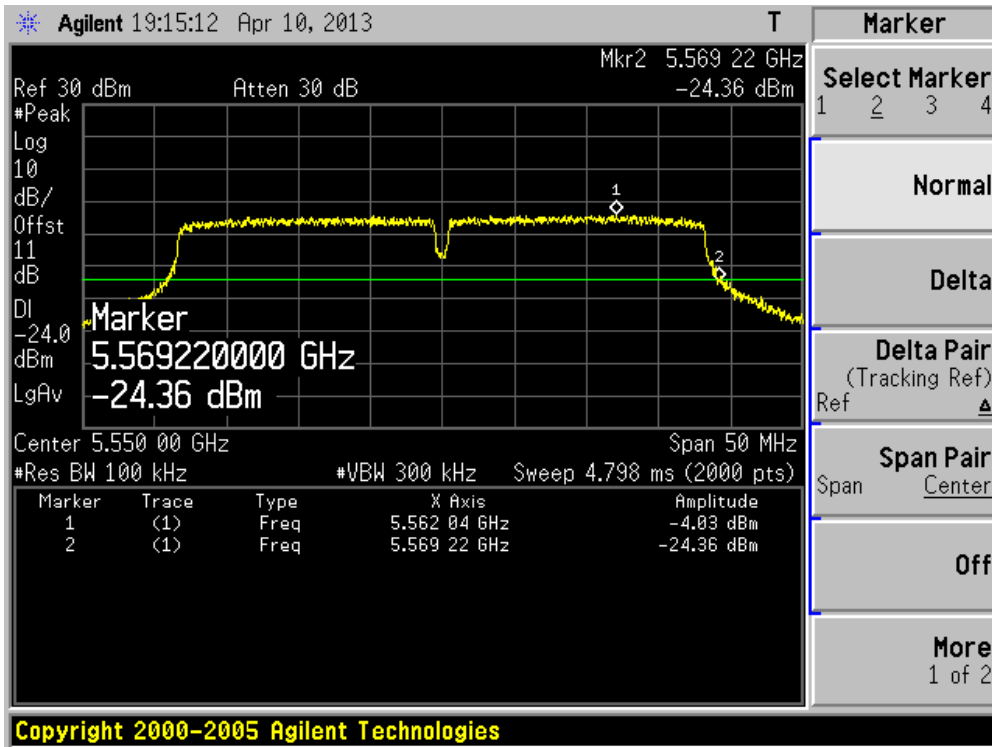
Channel 62 (5310MHz)



Channel 102 (5510MHz)

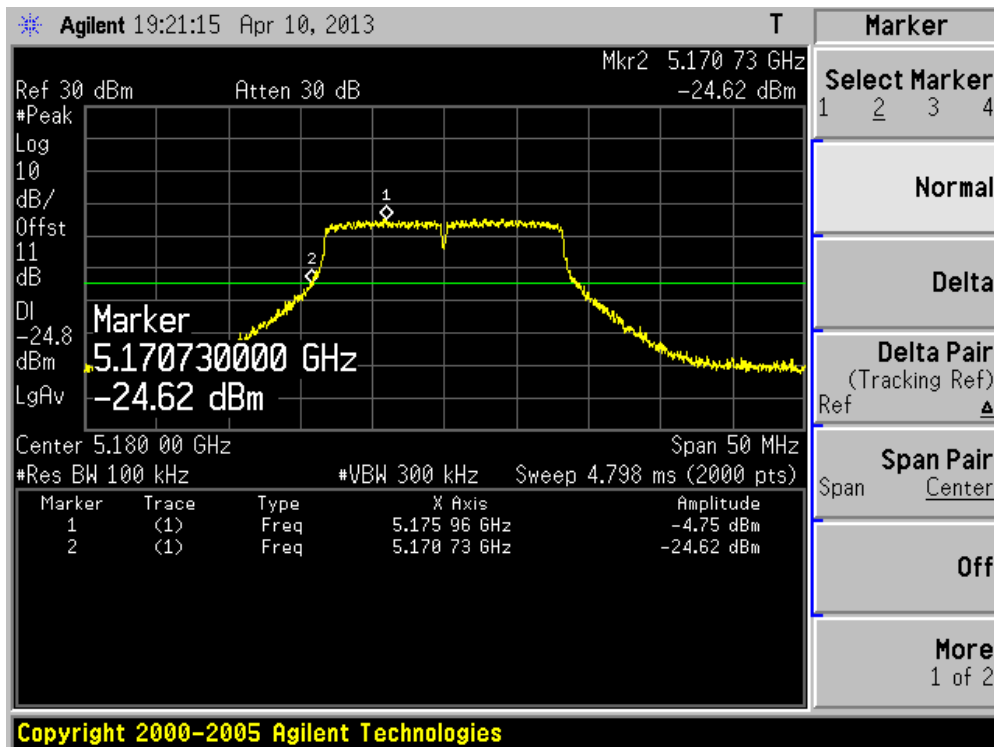


Channel 110 (5550MHz)

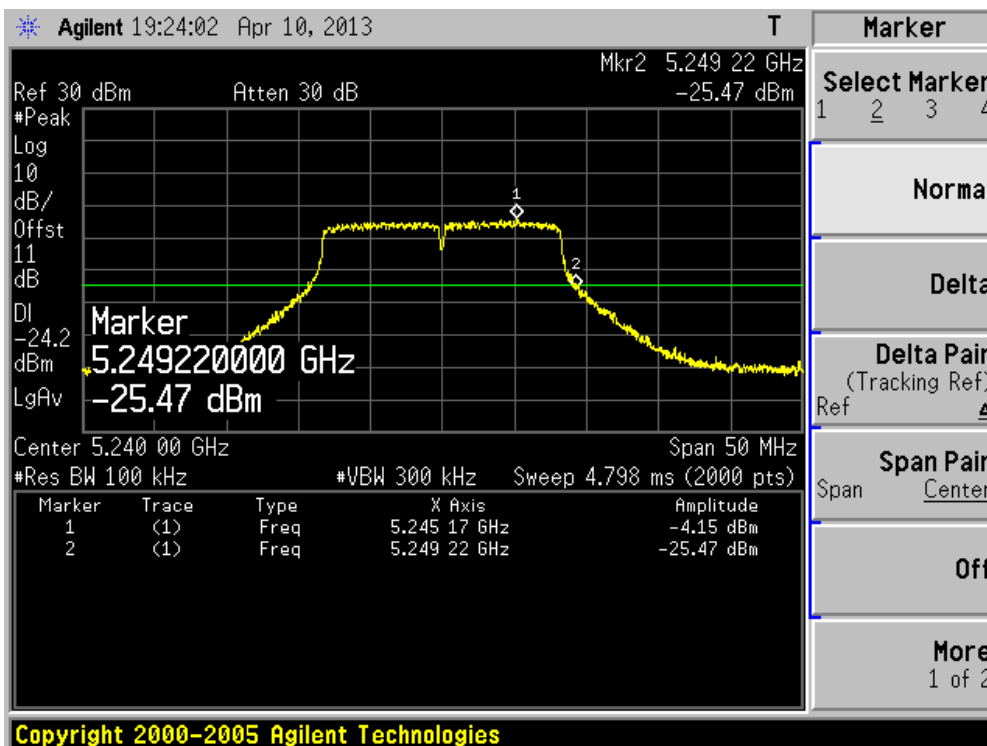


Product	: WIRELESS-ABGN 3X3 NETWORK MINI PCIE ADAPTER
Test Item	: Operation Frequency Range of 20dB Bandwidth
Test Site	: TR-8
Test Mode	: Mode 1: Transmit by 802.11a (Chain 1)

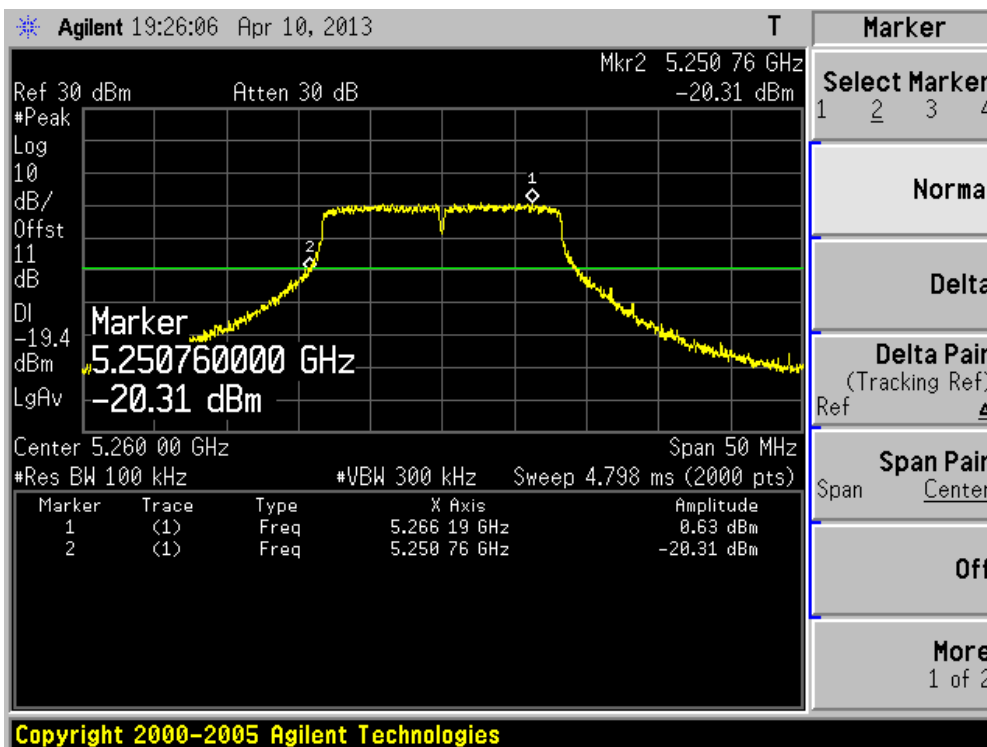
Channel 36 (5180MHz)



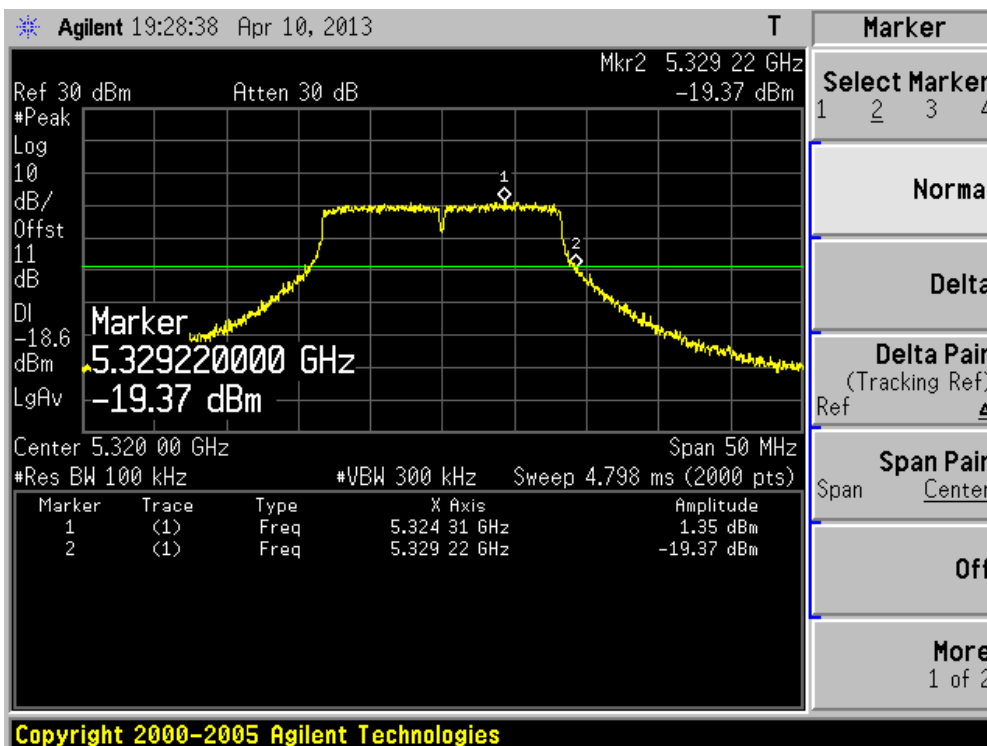
Channel 48 (5240MHz)



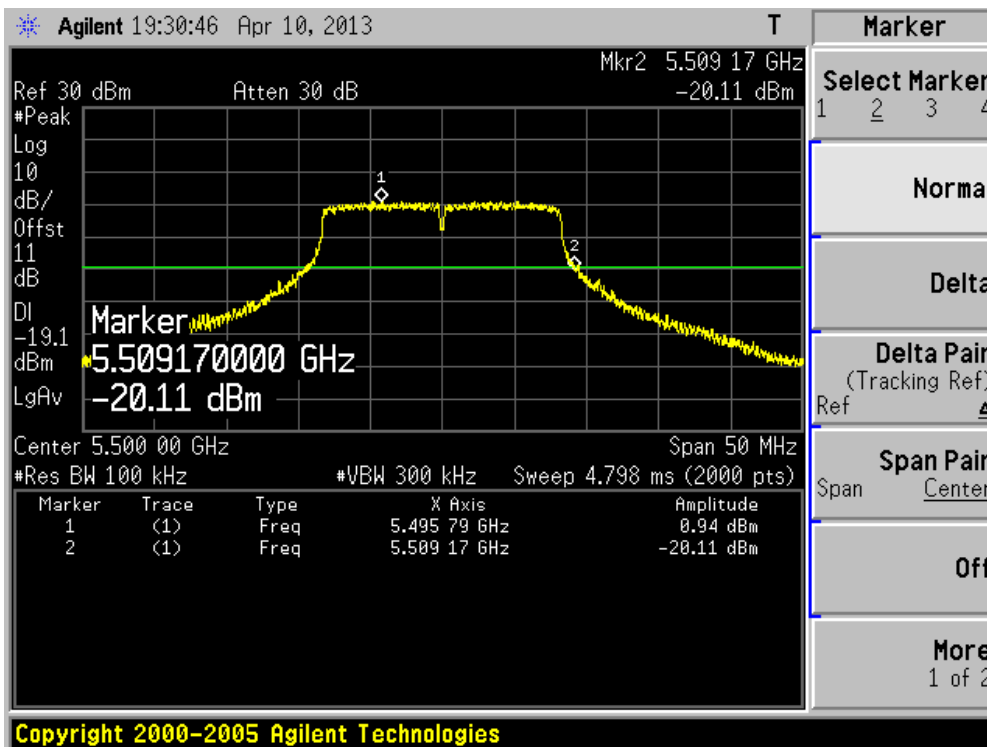
Channel 52 (5260MHz)



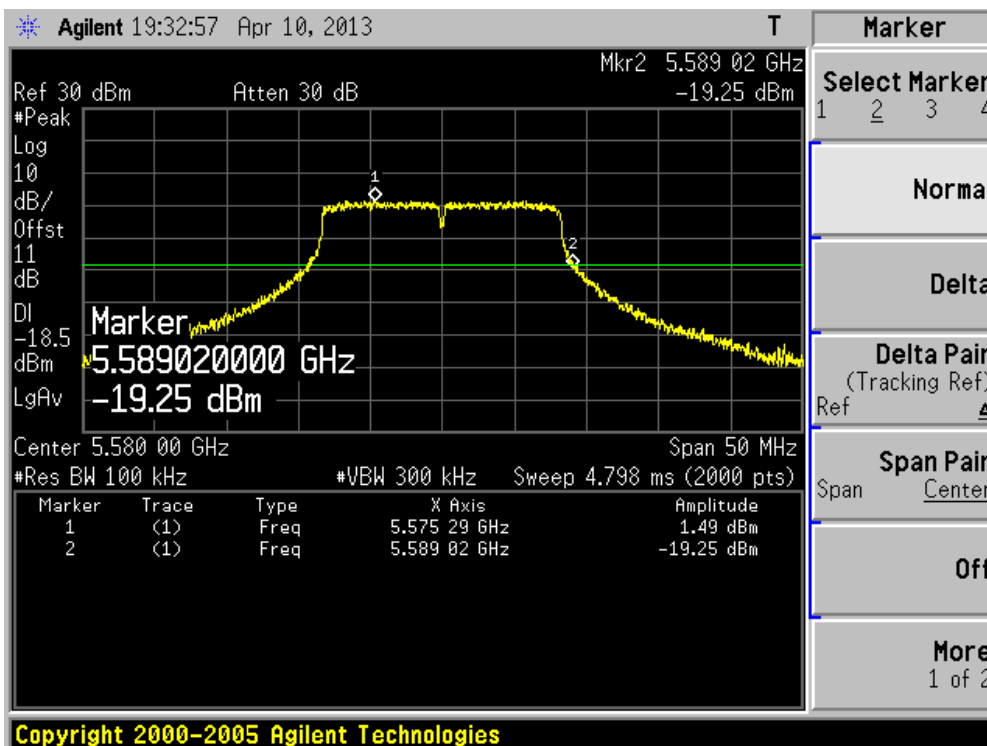
Channel 64 (5320MHz)



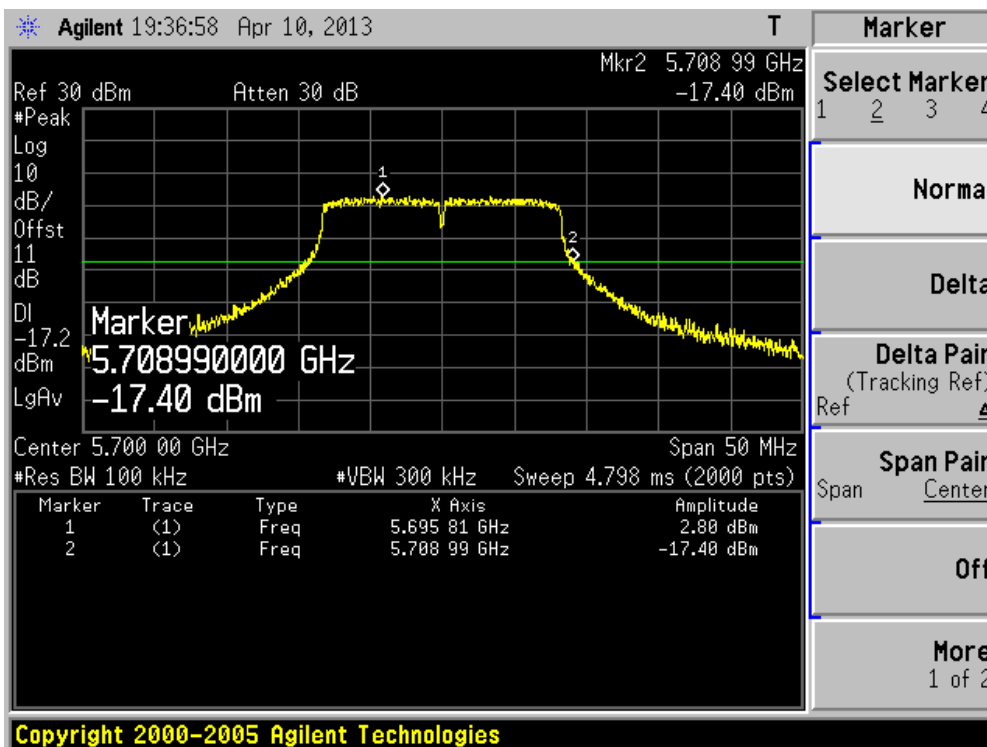
Channel 100 (5500MHz)



Channel 116 (5580MHz)

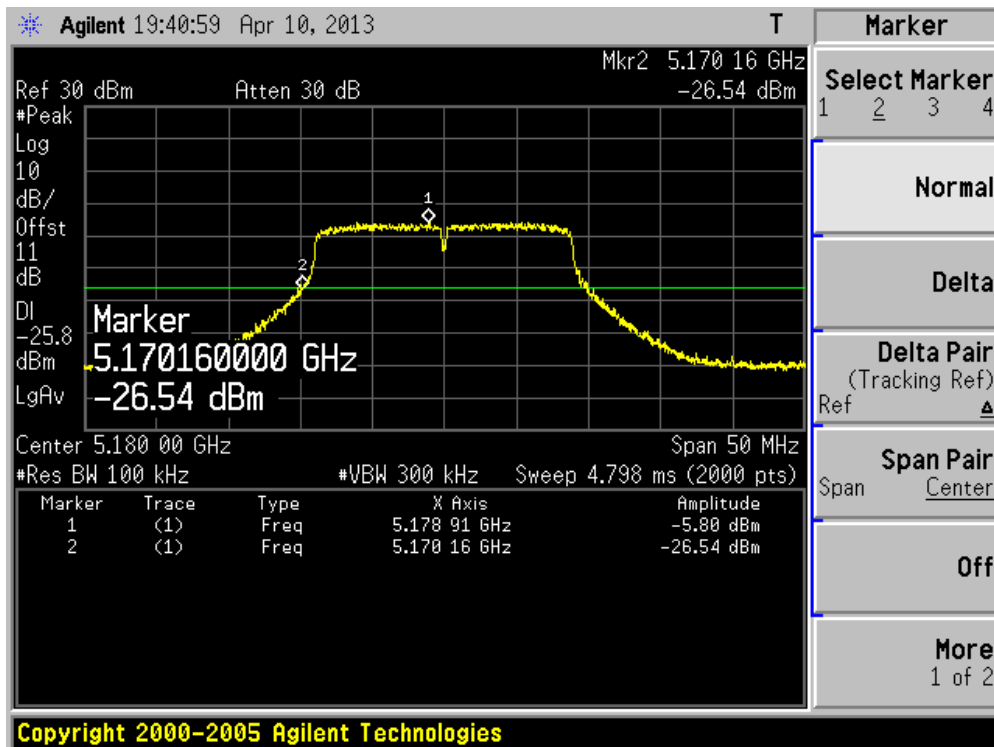


Channel 140 (57000MHz)

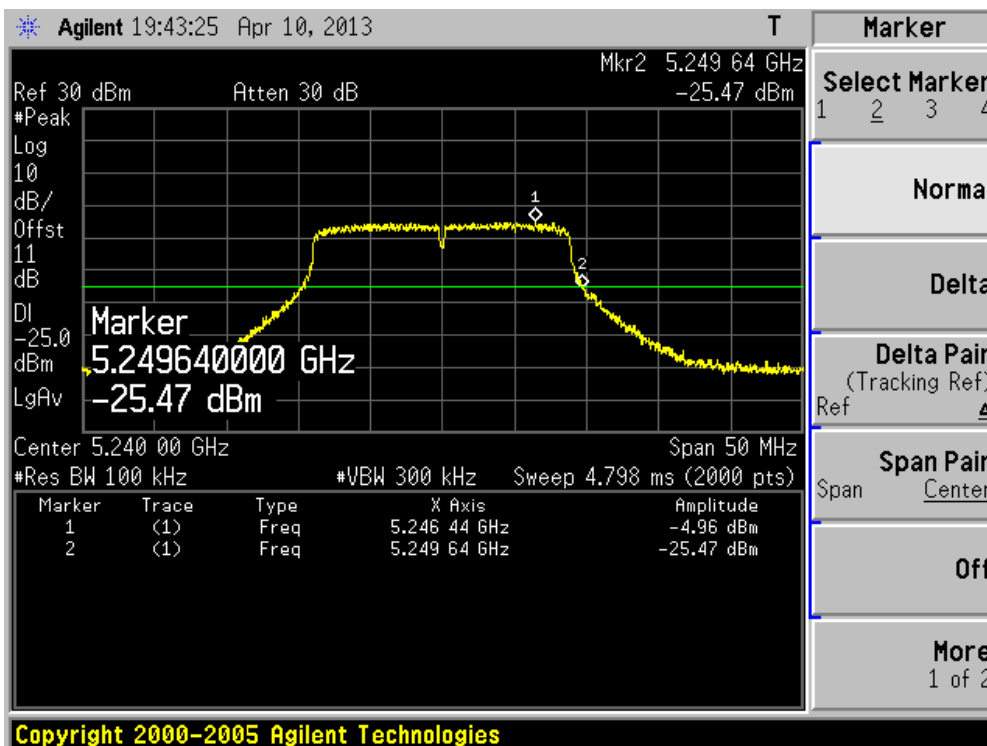


Product	: WIRELESS-ABGN 3X3 NETWORK MINI PCIE ADAPTER
Test Item	: Operation Frequency Range of 20dB Bandwidth
Test Site	: TR-8
Test Mode	: Mode 2: Transmit by 802.11n(20MHz) (Chain 1)

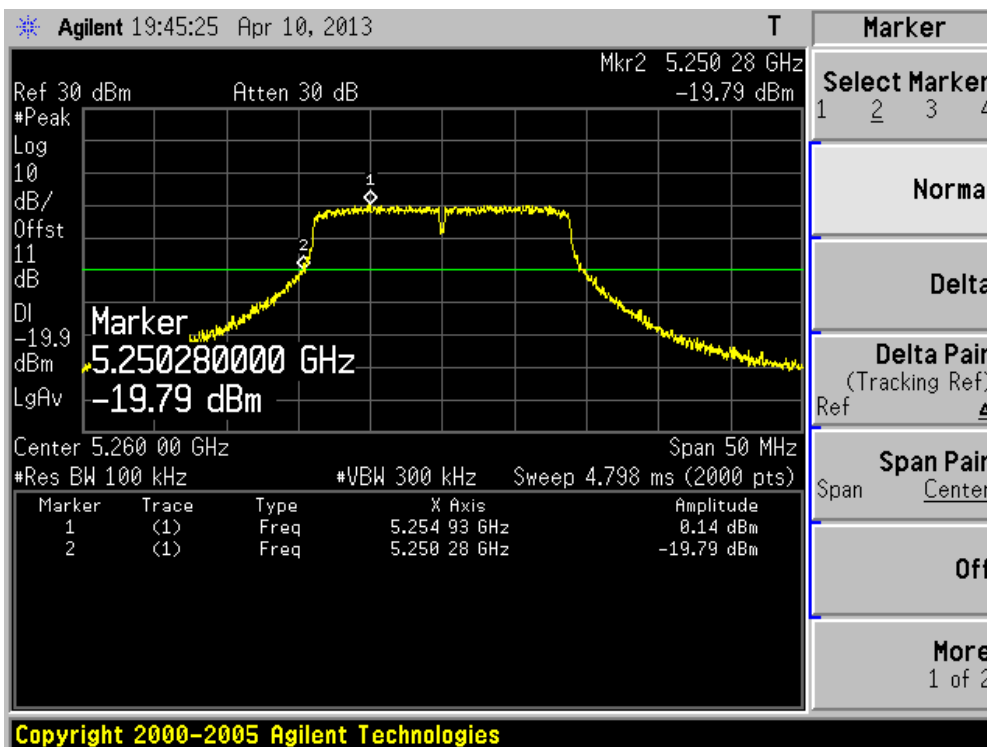
Channel 36 (5180MHz)



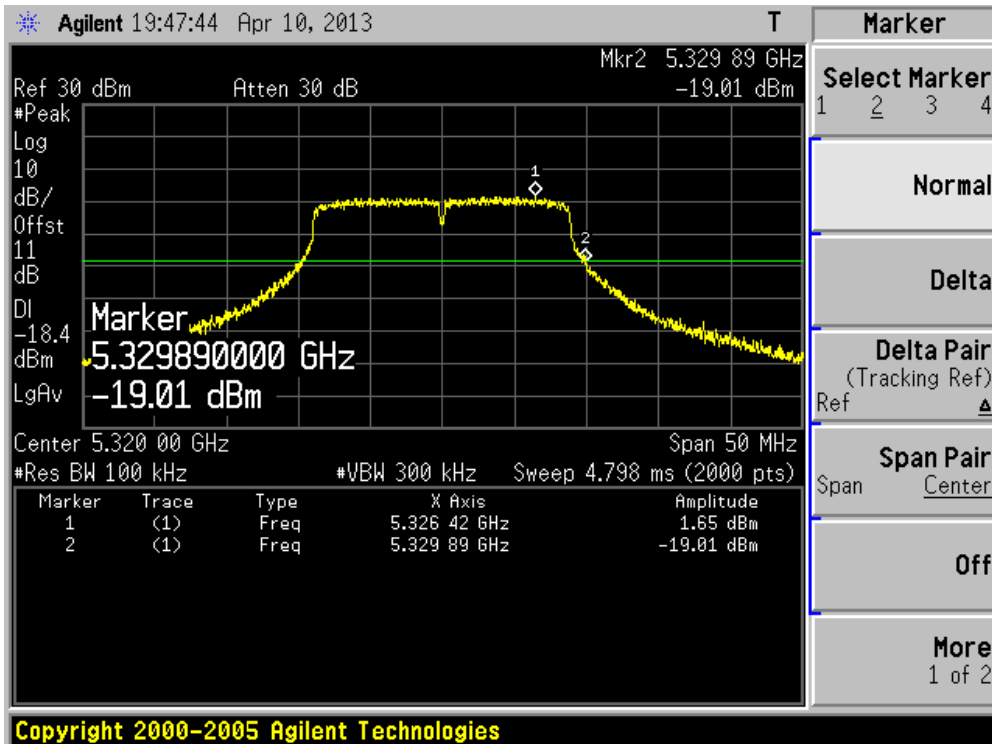
Channel 48 (5240MHz)



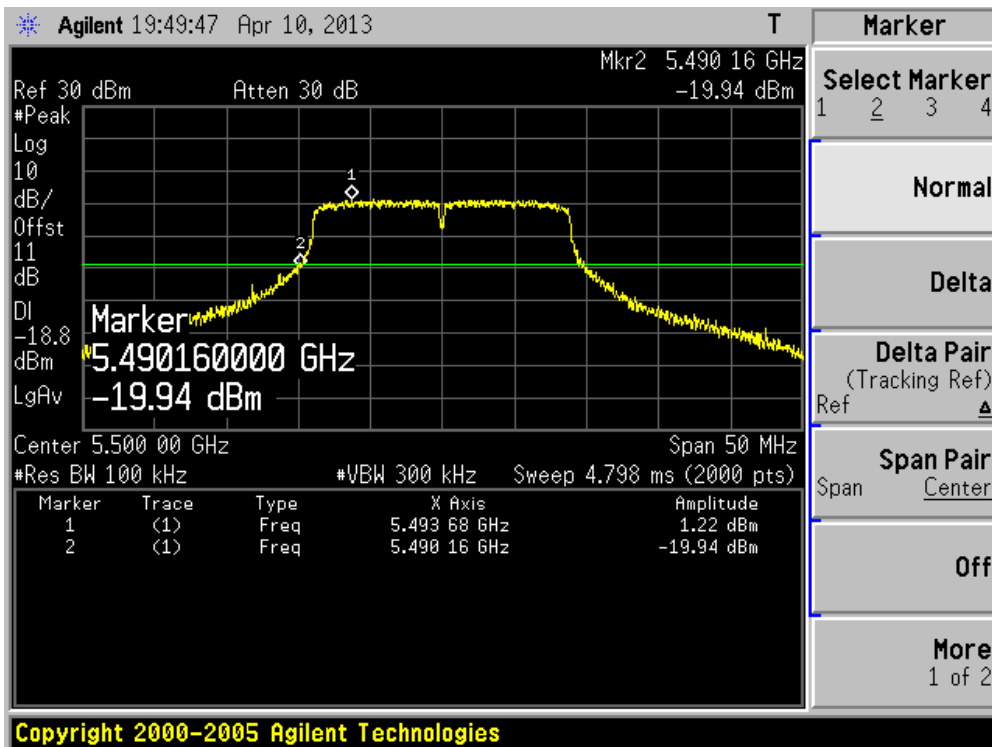
Channel 52 (5260MHz)



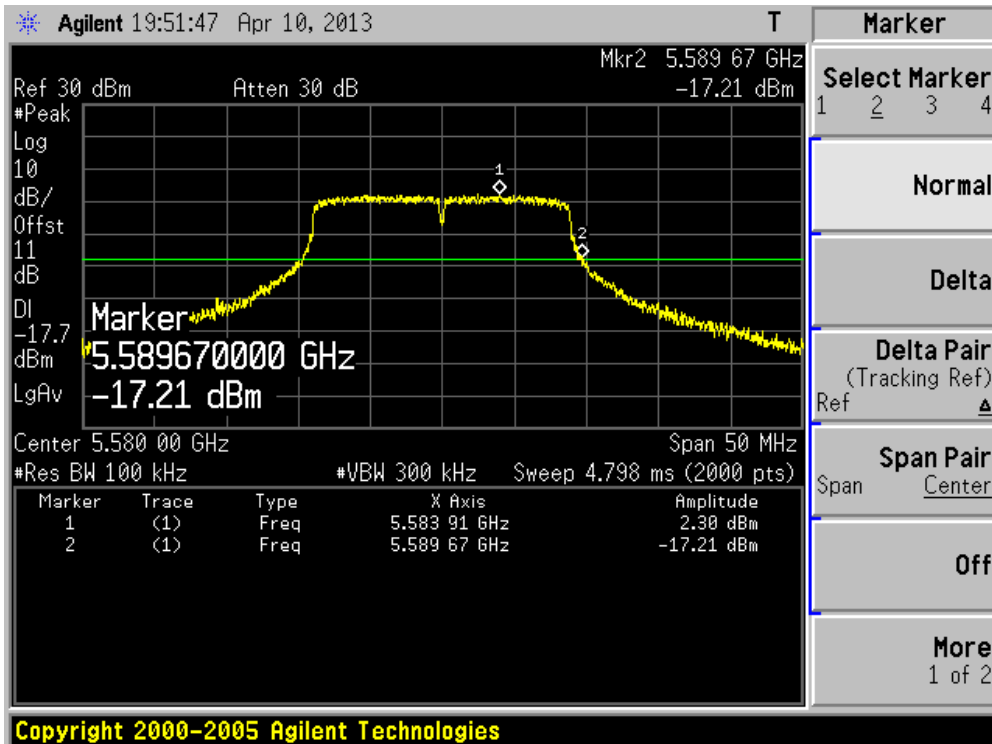
Channel 64 (5320MHz)



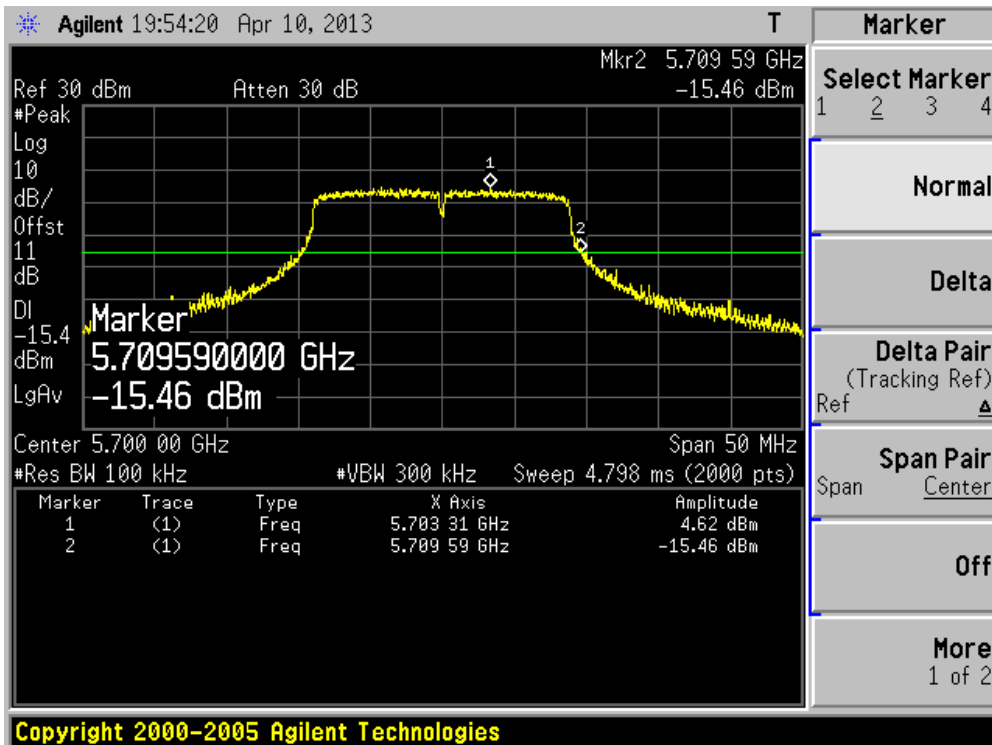
Channel 100 (5500MHz)



Channel 116 (5580MHz)

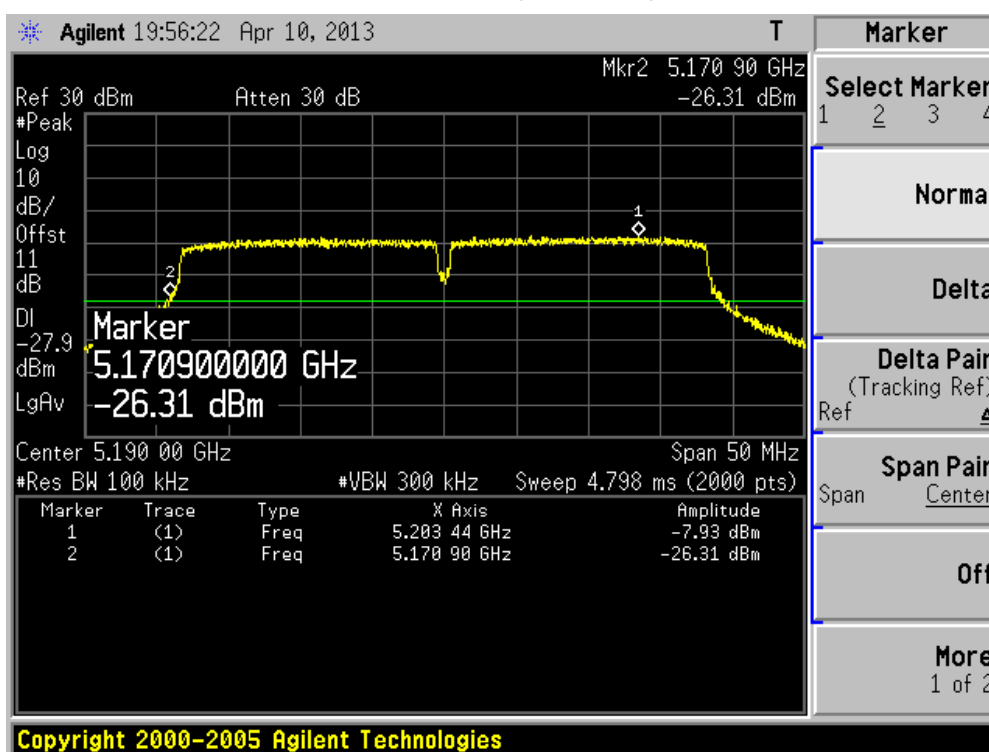


Channel 140 (5700MHz)

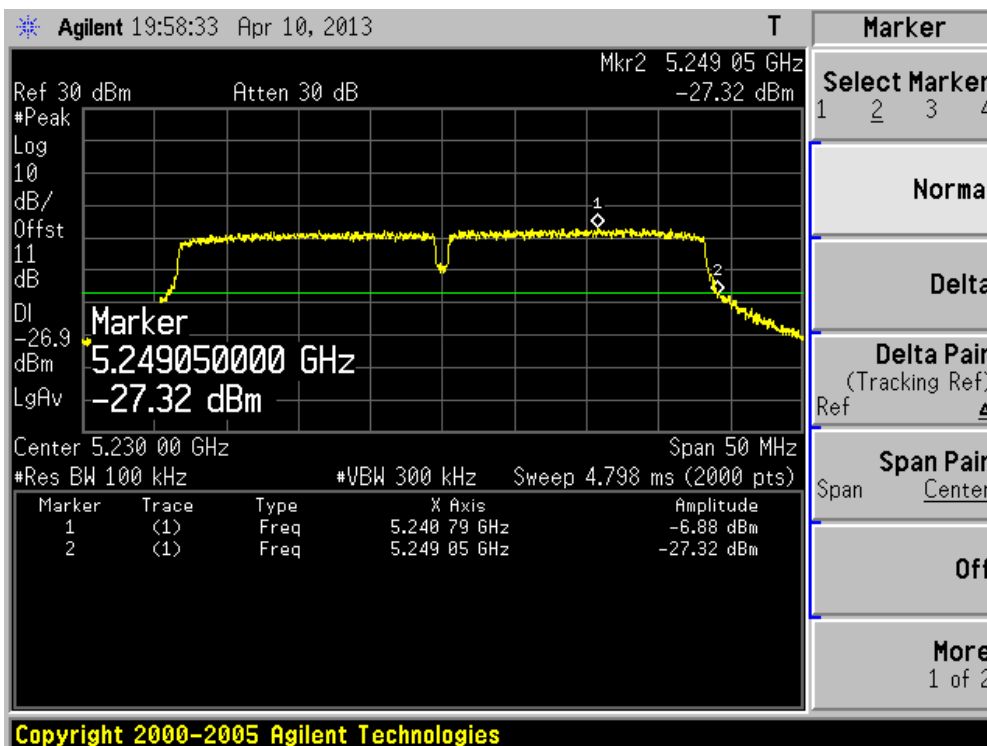


Product	: WIRELESS-ABGN 3X3 NETWORK MINI PCIE ADAPTER
Test Item	: Operation Frequency Range of 20dB Bandwidth
Test Site	: TR-8
Test Mode	: Mode 3: Transmit by 802.11n (40MHz) (Chain 1)

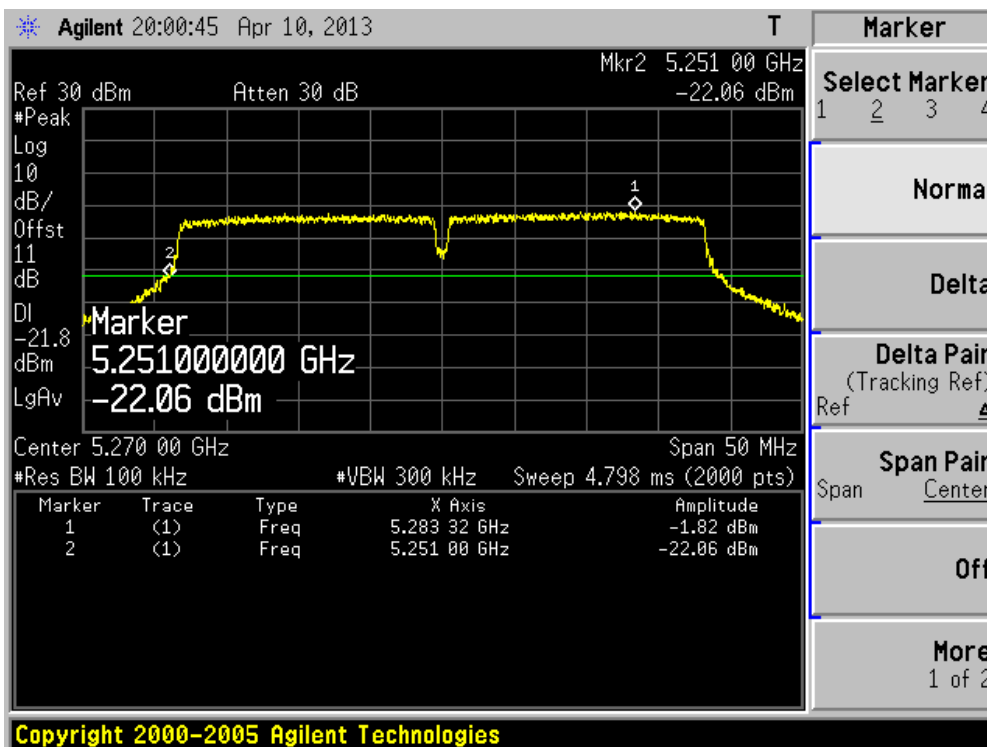
Channel 38 (5190MHz)



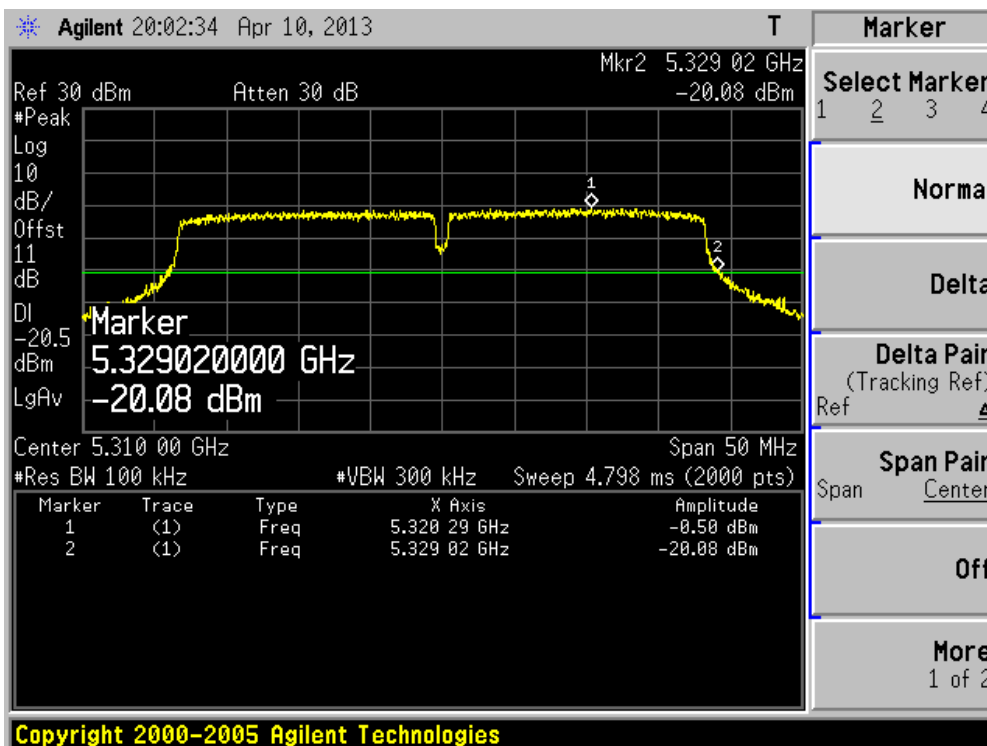
Channel 46 (5230MHz)



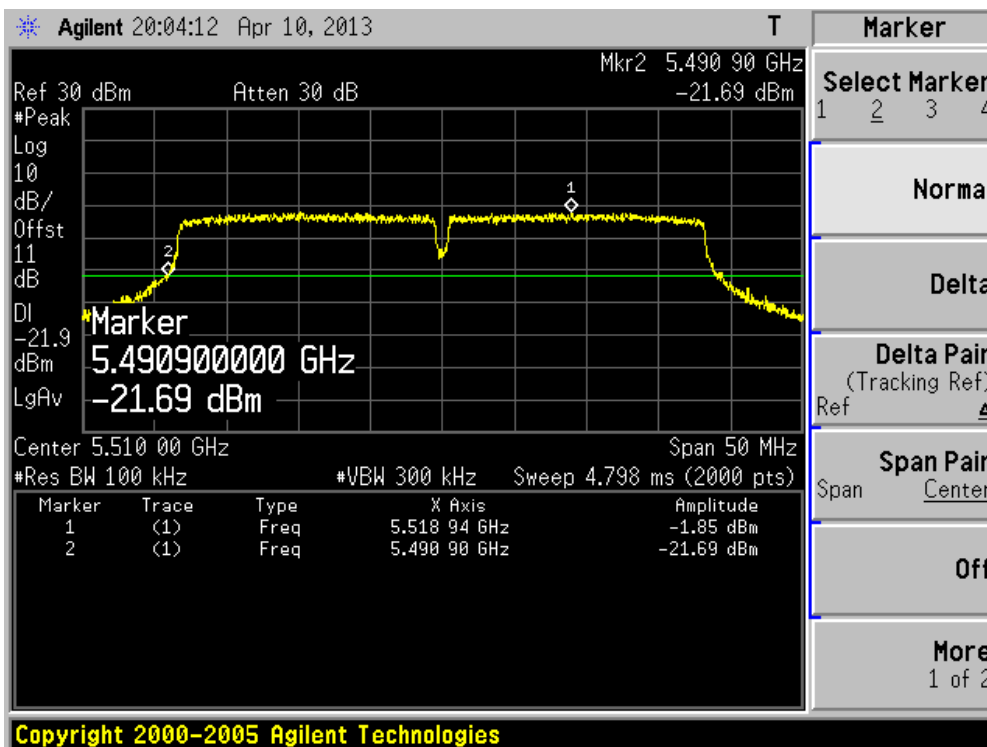
Channel 54 (5270MHz)



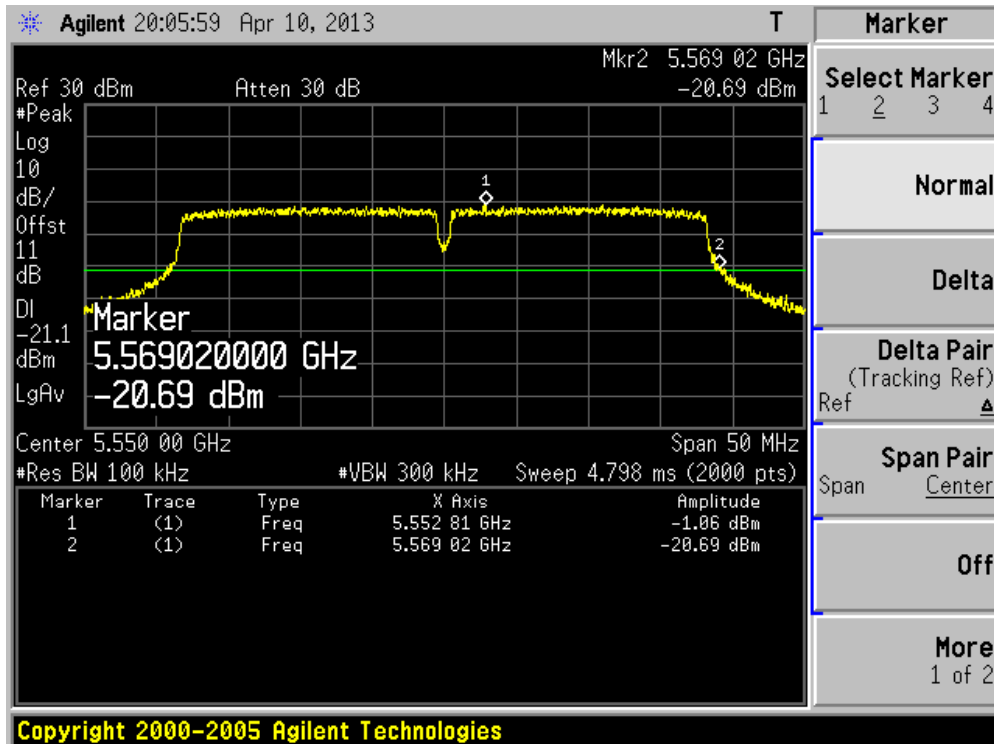
Channel 62 (5310MHz)



Channel 102 (5510MHz)

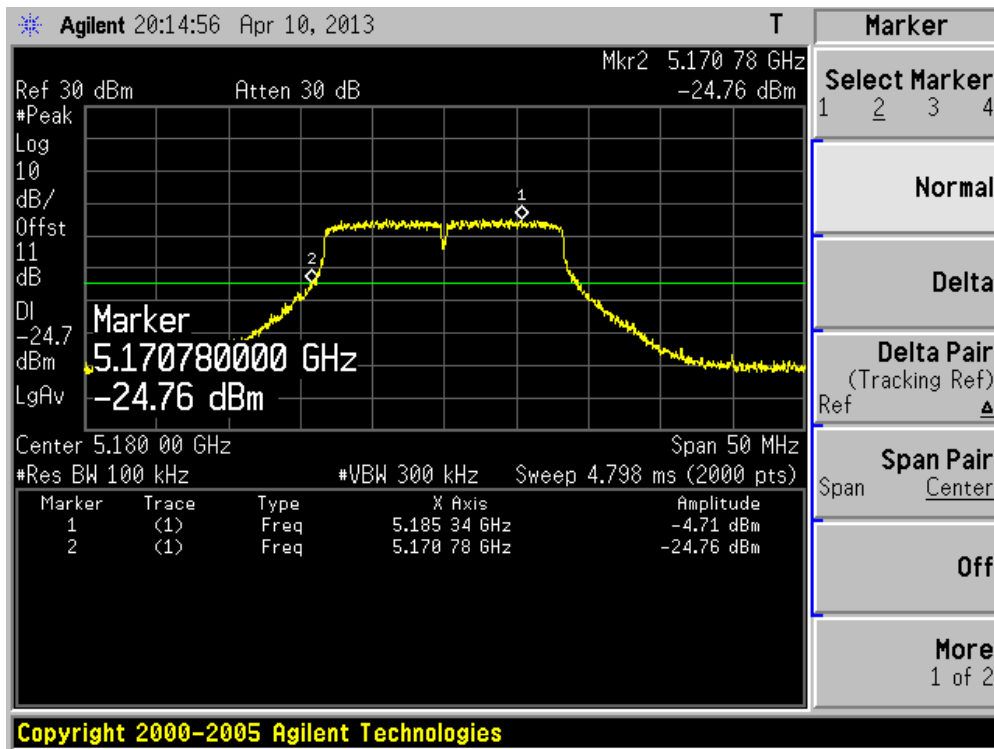


Channel 110 (5550MHz)

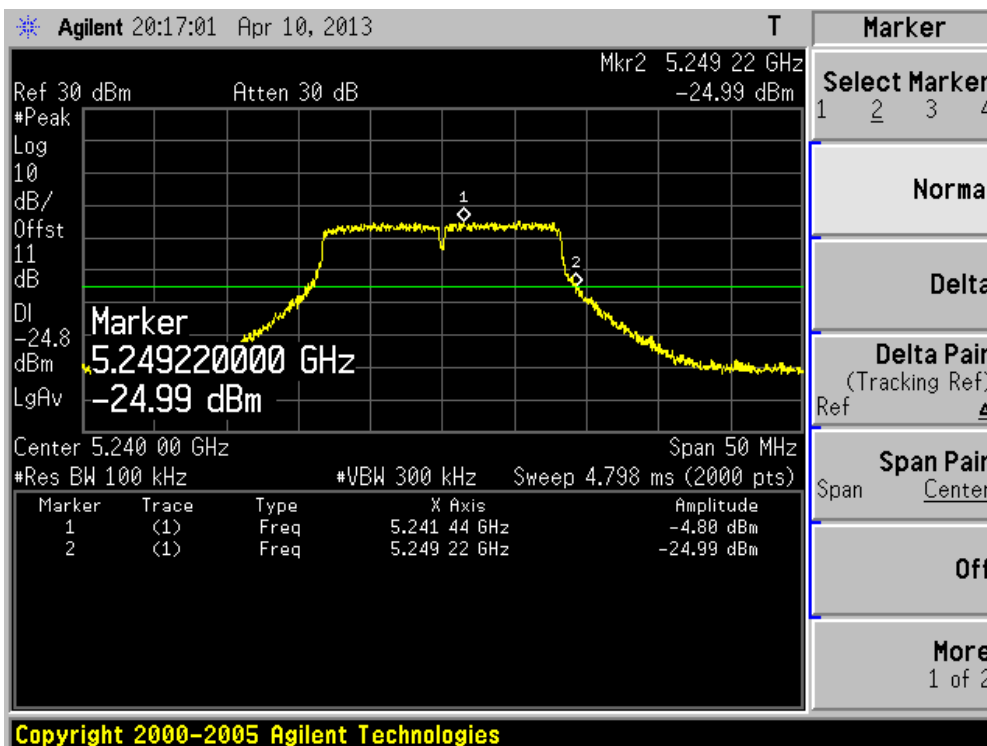


Product	: WIRELESS-ABGN 3X3 NETWORK MINI PCIE ADAPTER
Test Item	: Operation Frequency Range of 20dB Bandwidth
Test Site	: TR-8
Test Mode	: Mode 1: Transmit by 802.11a (Chain 2)

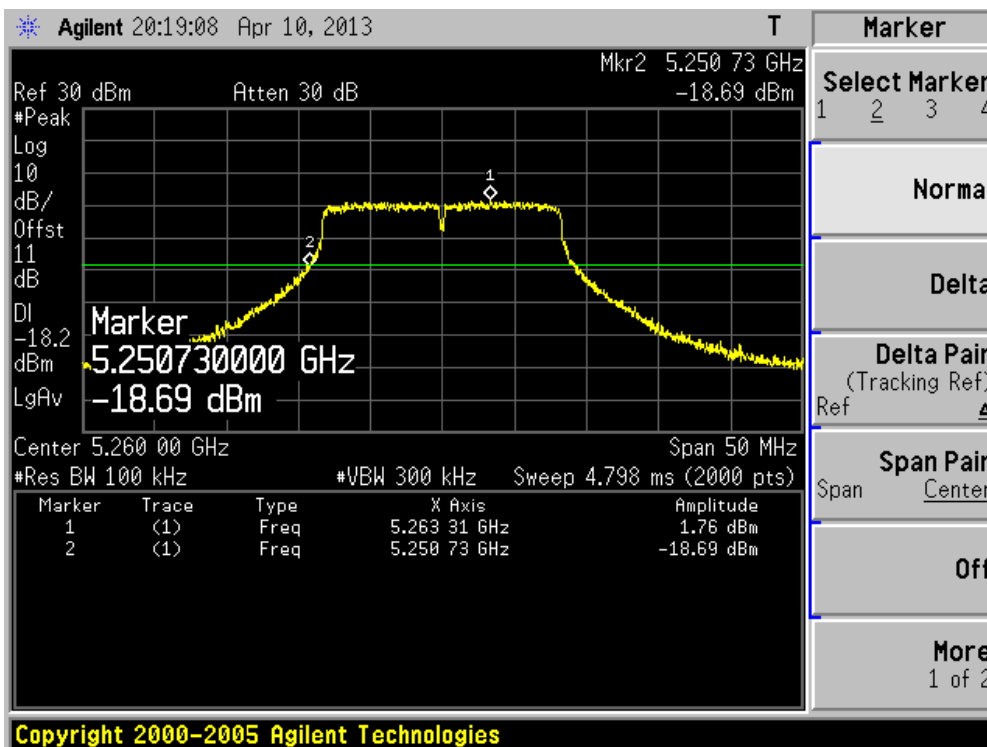
Channel 36 (5180MHz)



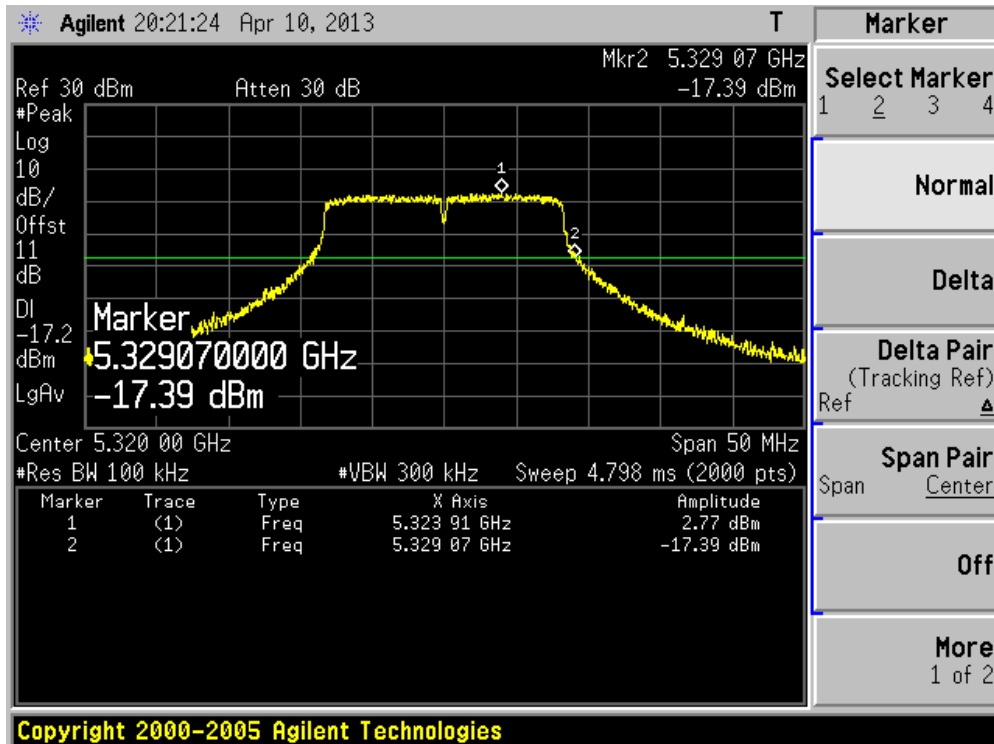
Channel 48 (5240MHz)



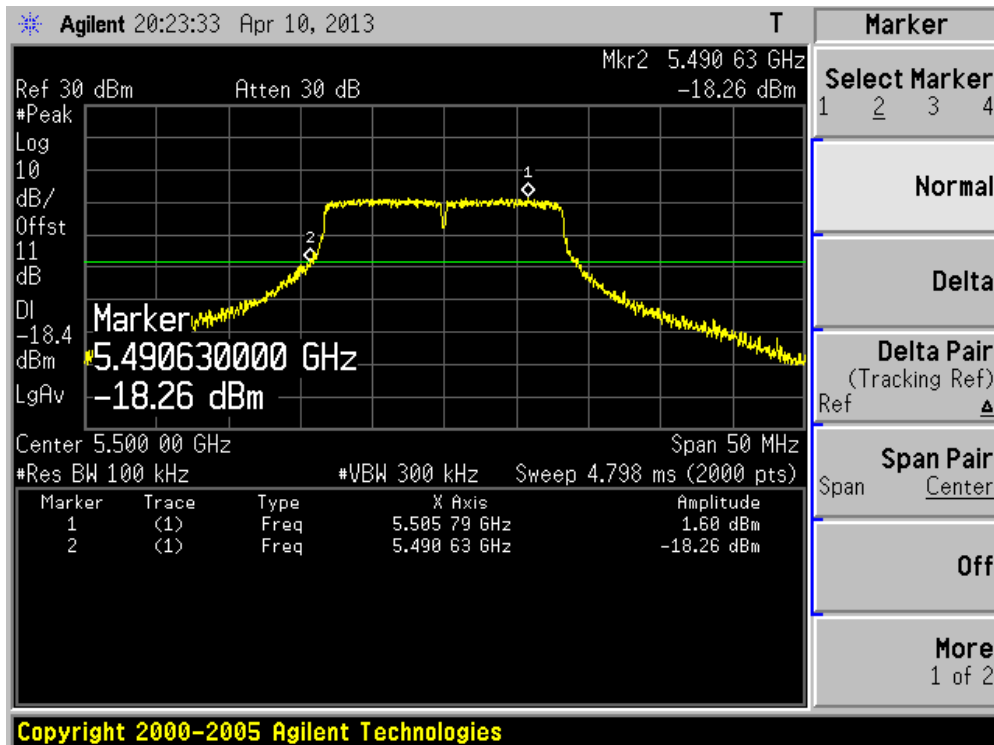
Channel 52 (5260MHz)



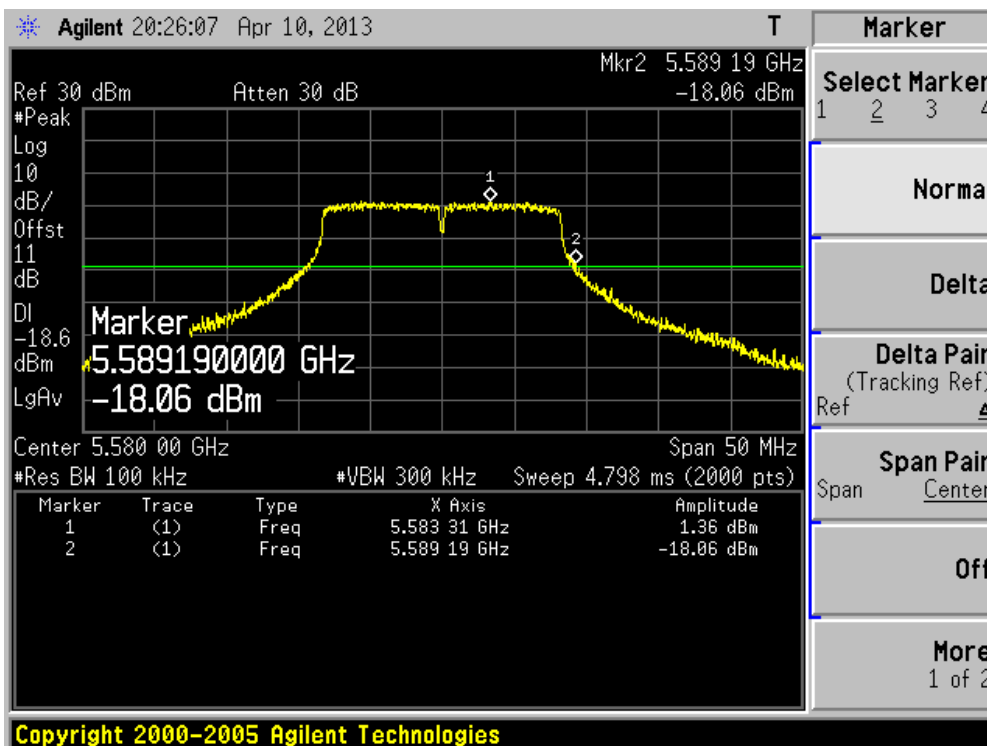
Channel 64 (5320MHz)



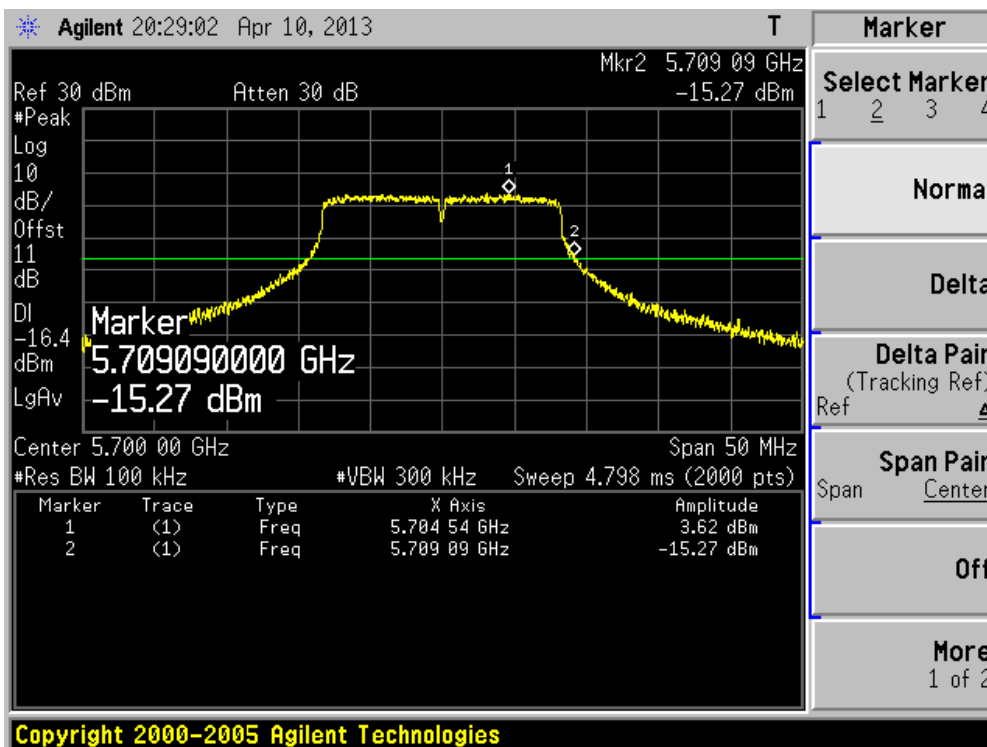
Channel 100 (5500MHz)



Channel 116 (5580MHz)

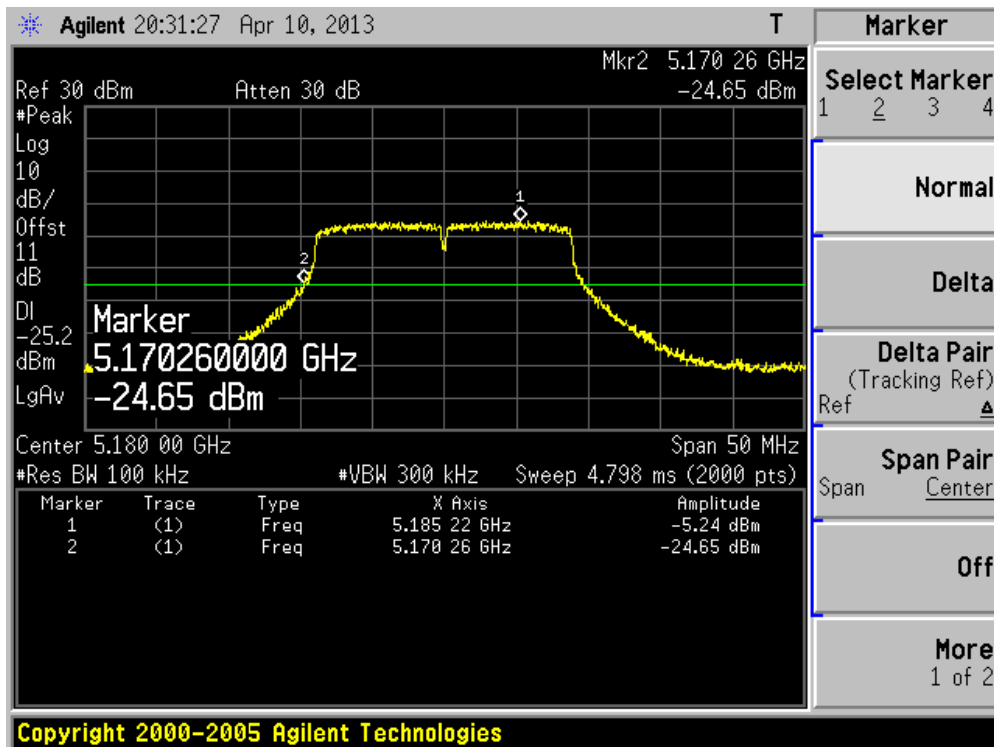


Channel 140 (57000MHz)

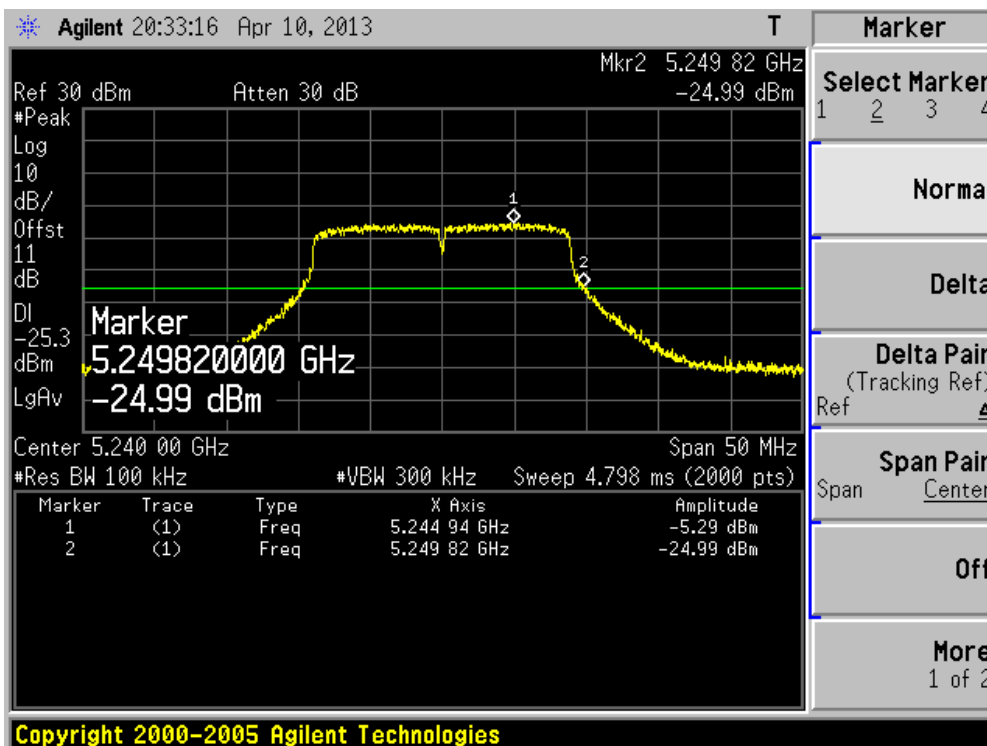


Product	: WIRELESS-ABGN 3X3 NETWORK MINI PCIE ADAPTER
Test Item	: Operation Frequency Range of 20dB Bandwidth
Test Site	: TR-8
Test Mode	: Mode 2: Transmit by 802.11n (20MHz) (Chain 2)

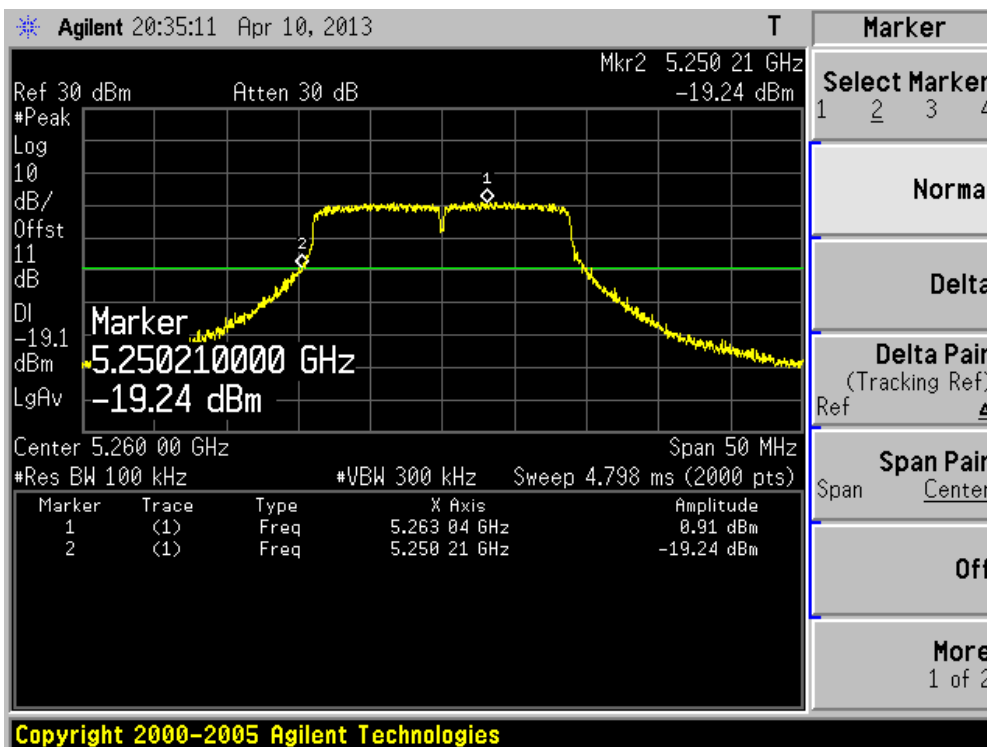
Channel 36 (5180MHz)



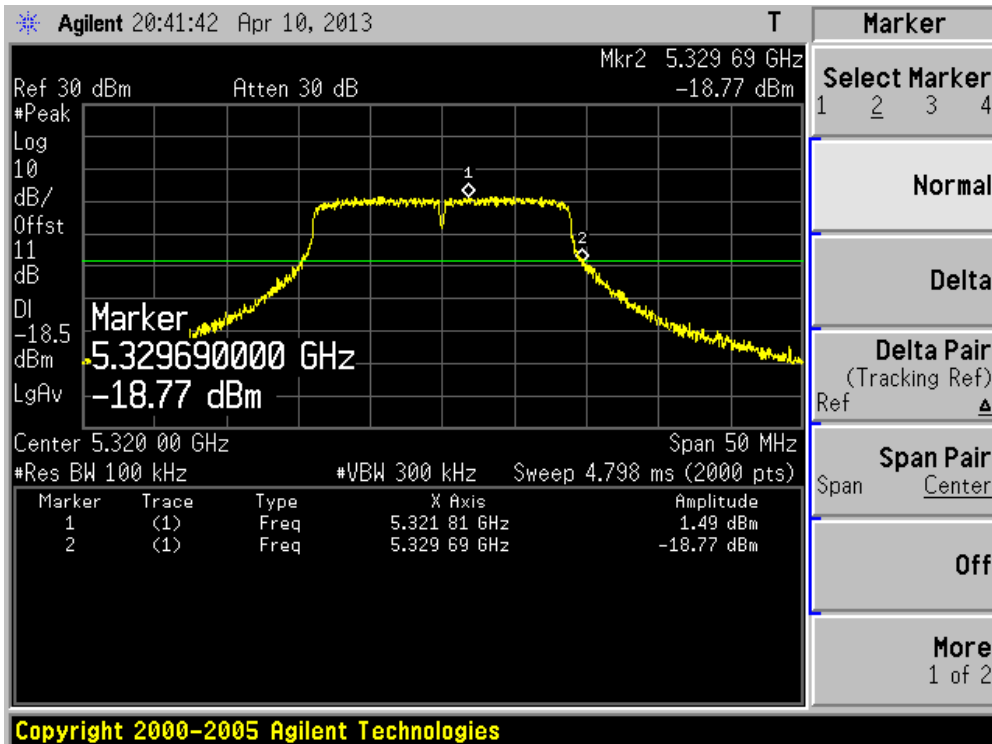
Channel 48 (5240MHz)



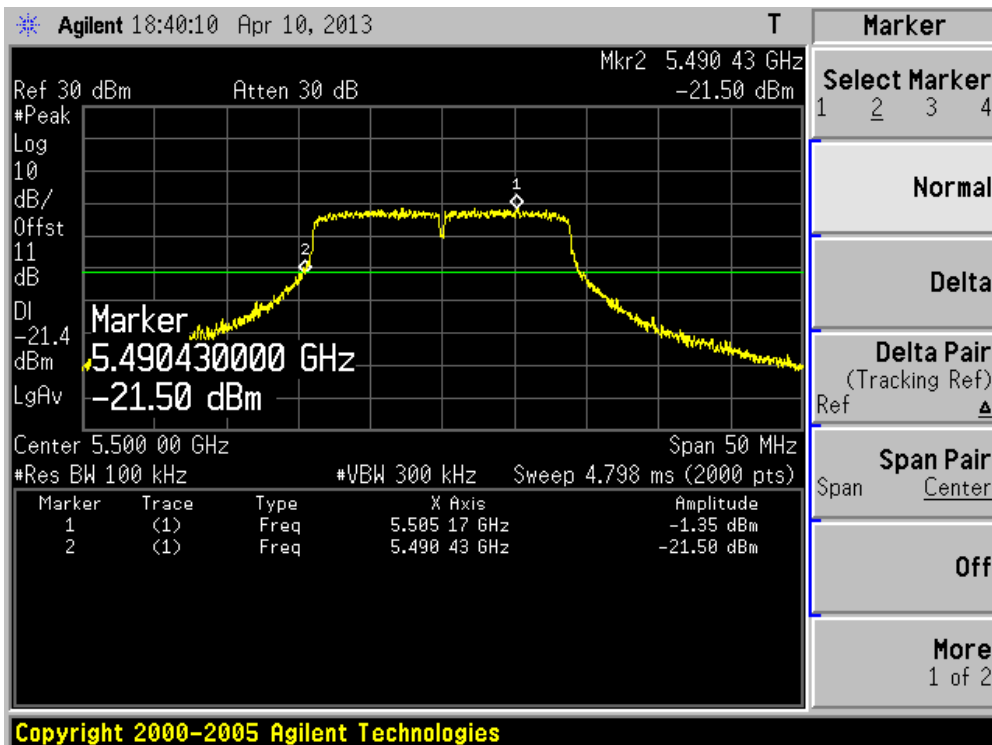
Channel 52 (5260MHz)



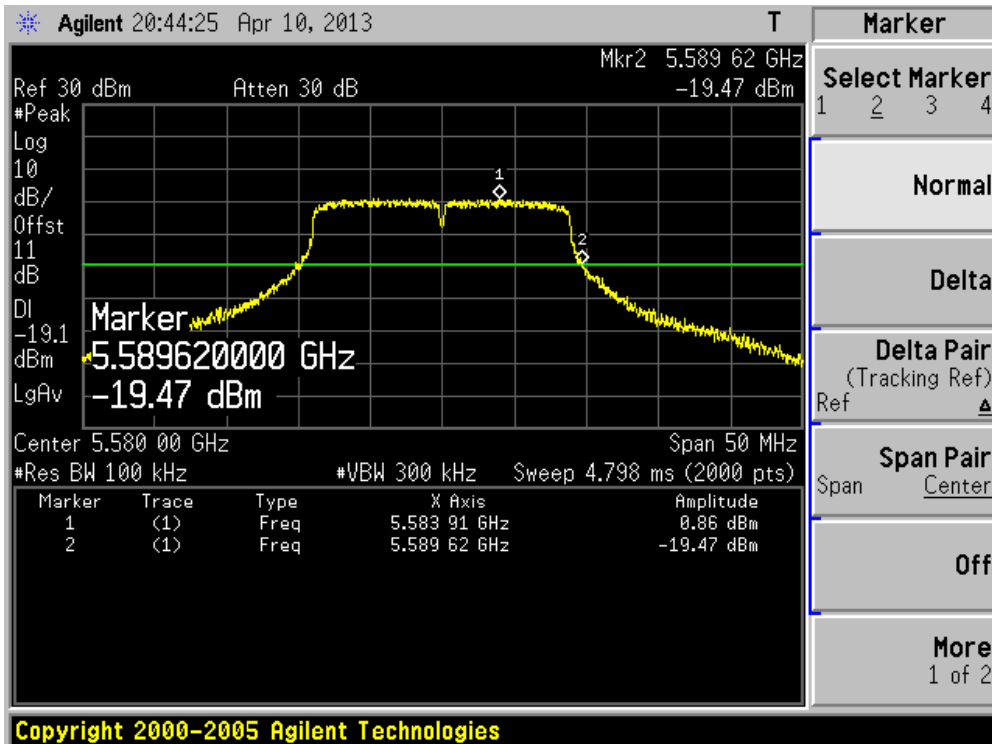
Channel 64 (5320MHz)



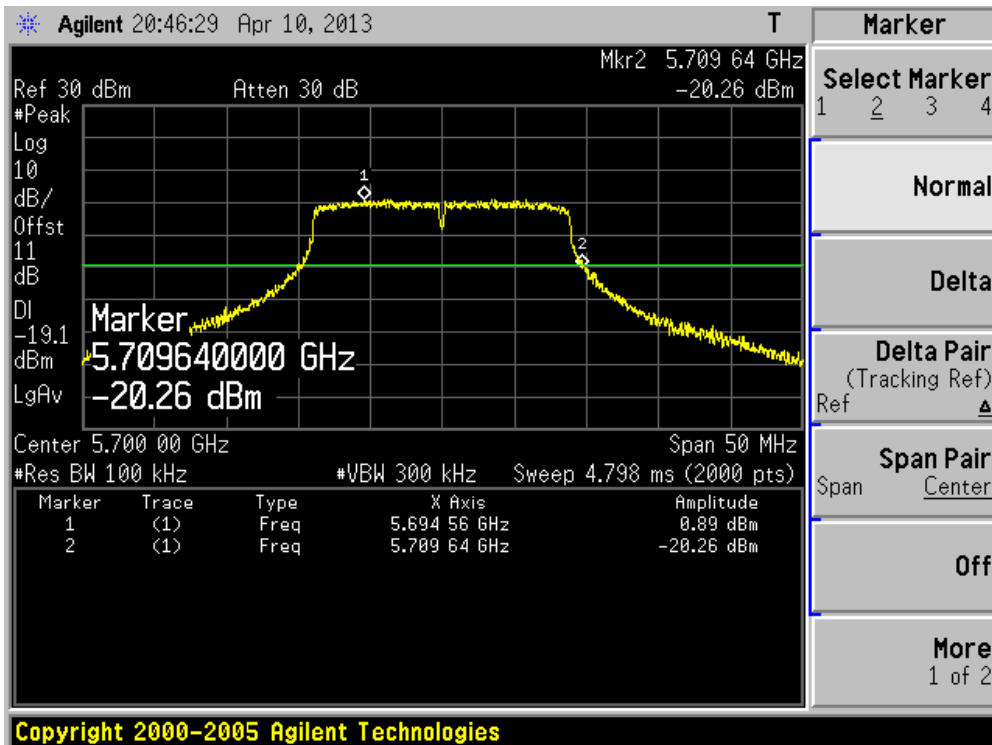
Channel 100 (5500MHz)



Channel 116 (5580MHz)

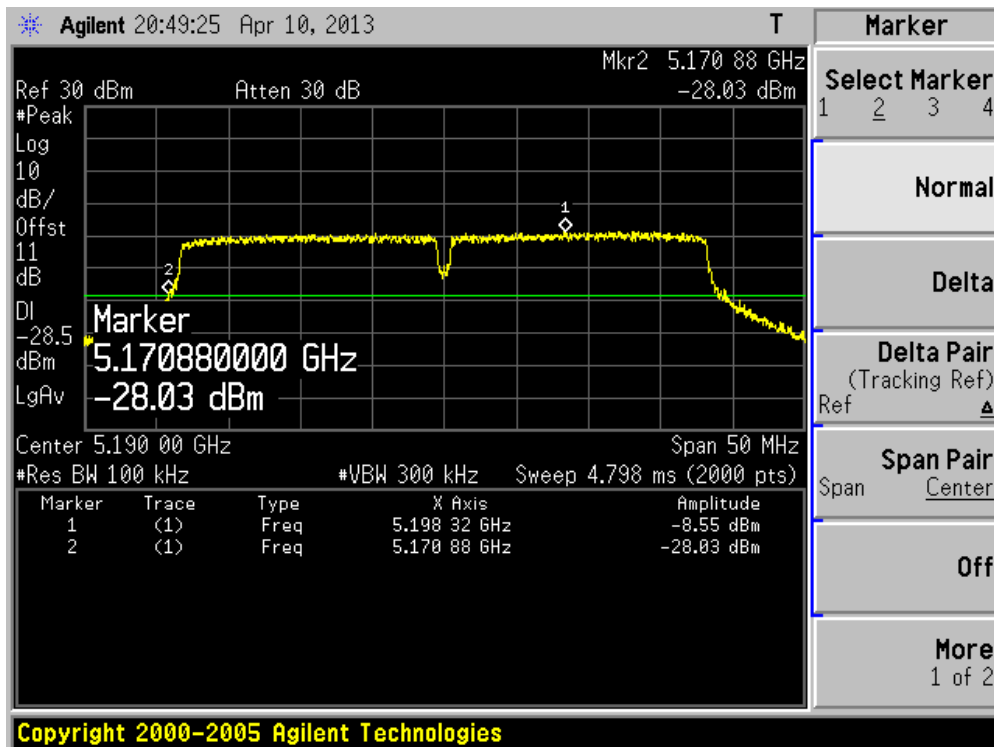


Channel 140 (5700MHz)

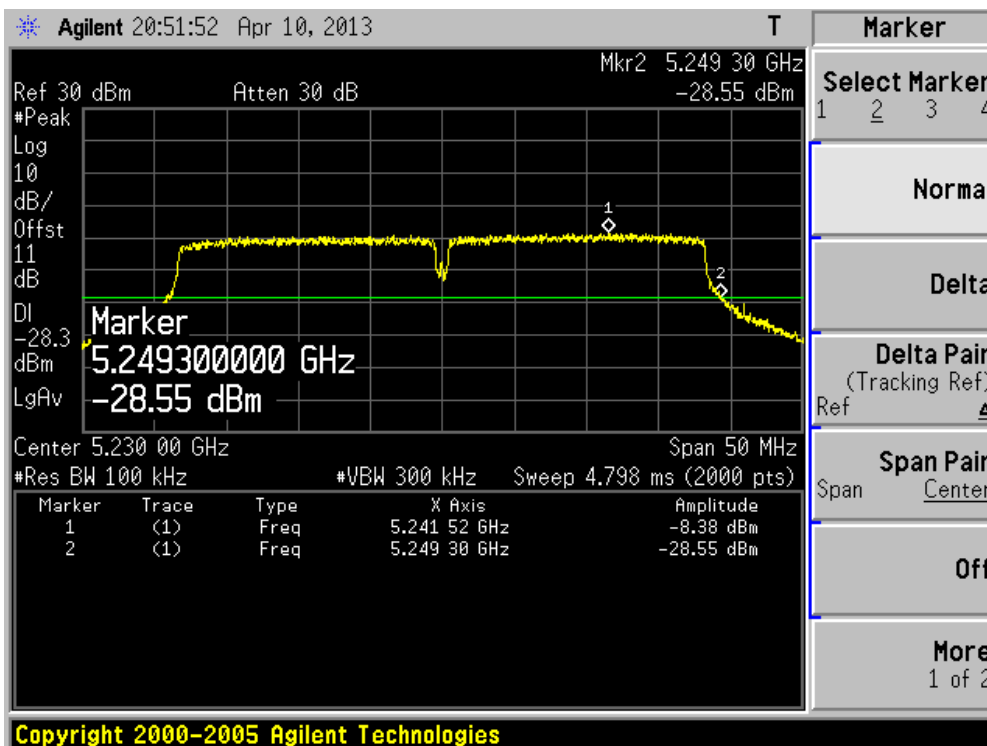


Product	: WIRELESS-ABGN 3X3 NETWORK MINI PCIE ADAPTER
Test Item	: Operation Frequency Range of 20dB Bandwidth
Test Site	: TR-8
Test Mode	: Mode 3: Transmit by 802.11n (40MHz) (Chain 2)

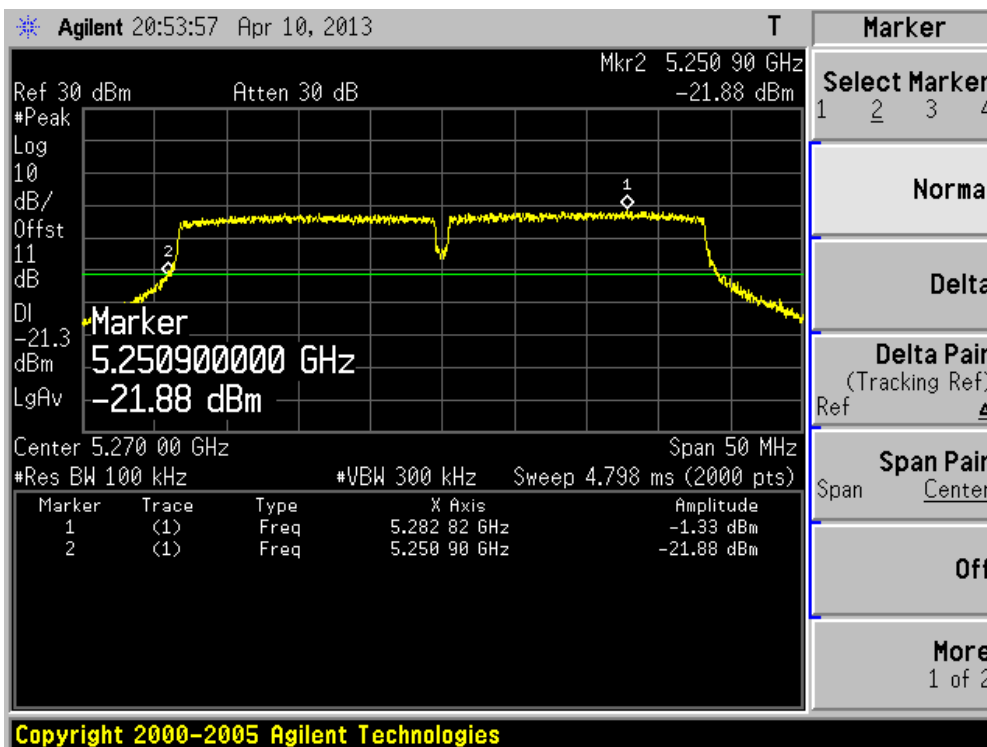
Channel 38 (5190MHz)



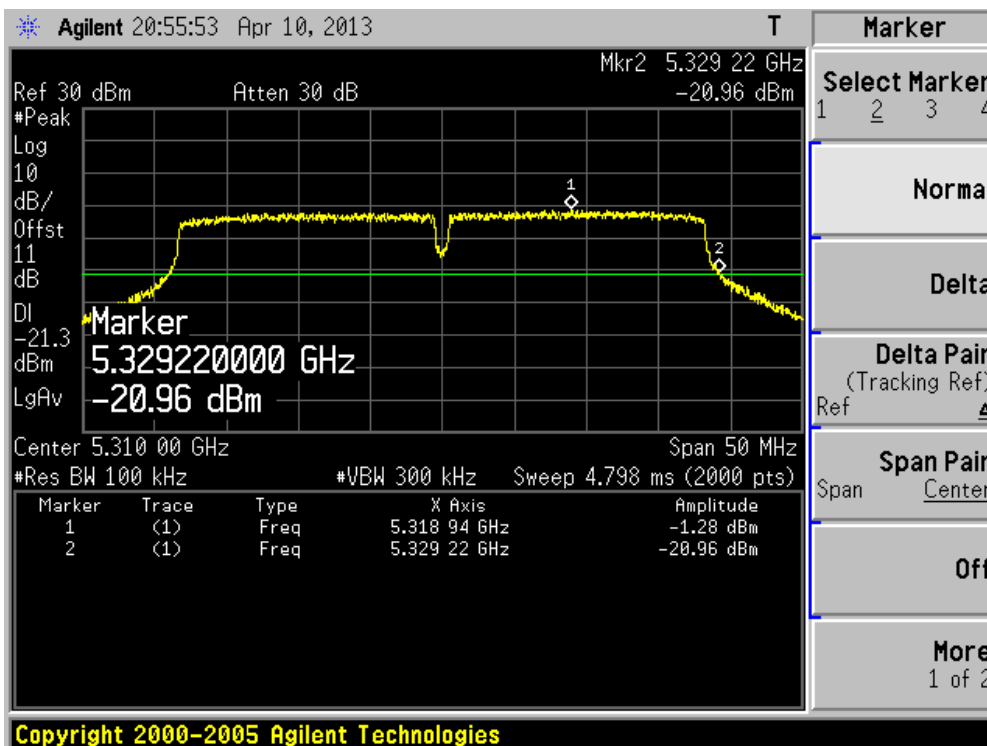
Channel 46 (5230MHz)



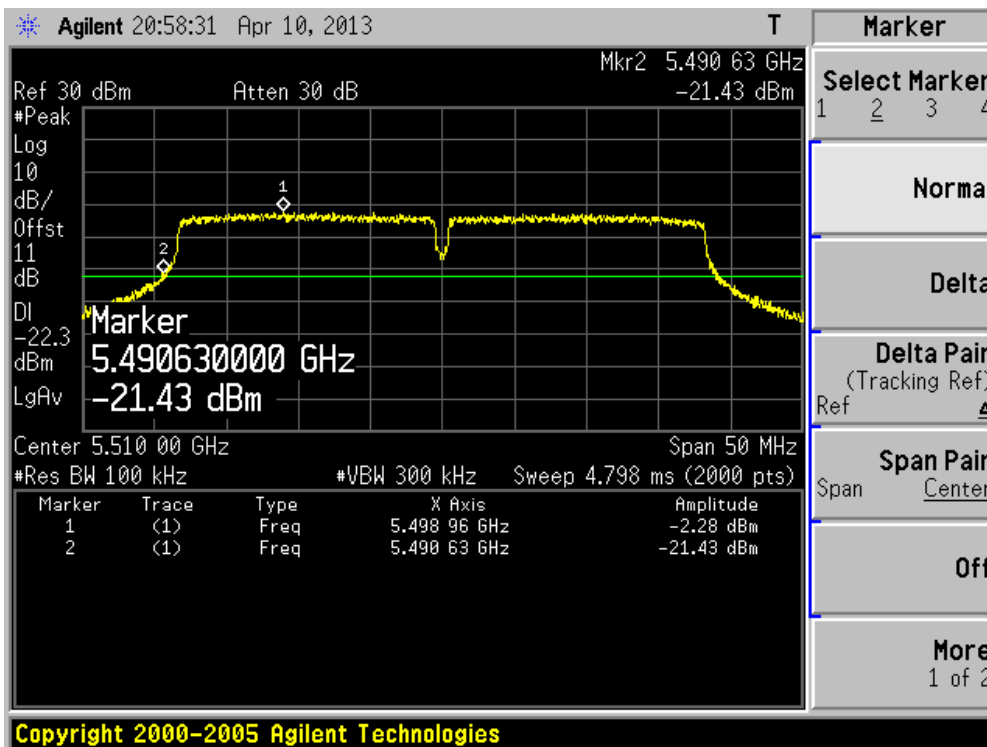
Channel 54 (5270MHz)



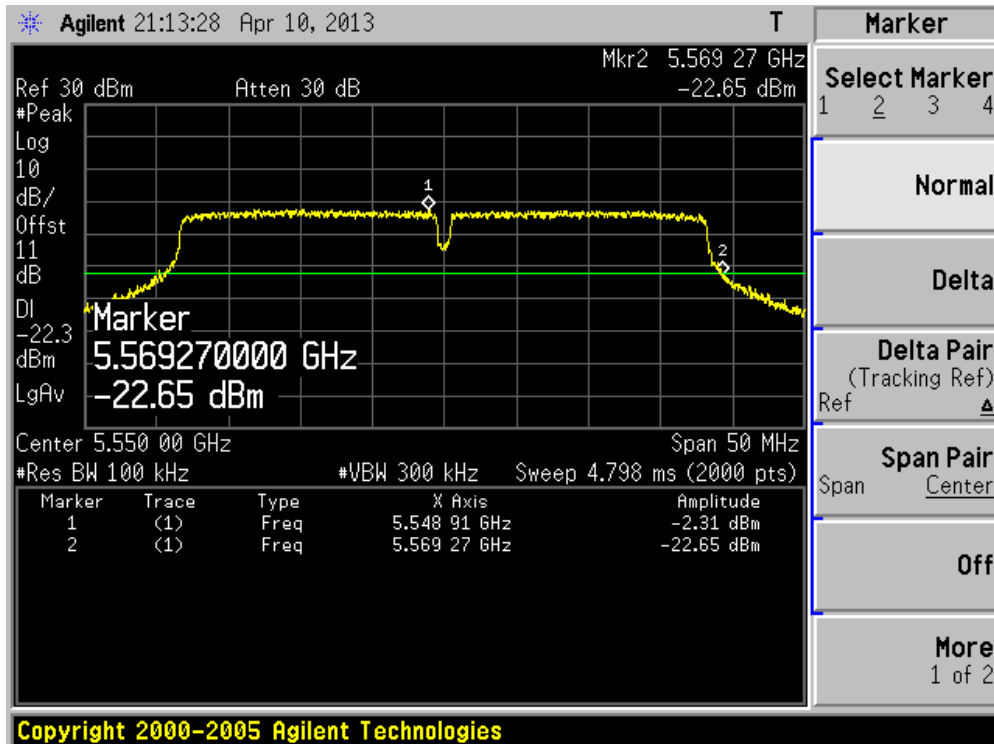
Channel 62 (5310MHz)



Channel 102 (5510MHz)



Channel 110 (5550MHz)



6. Occupied Bandwidth

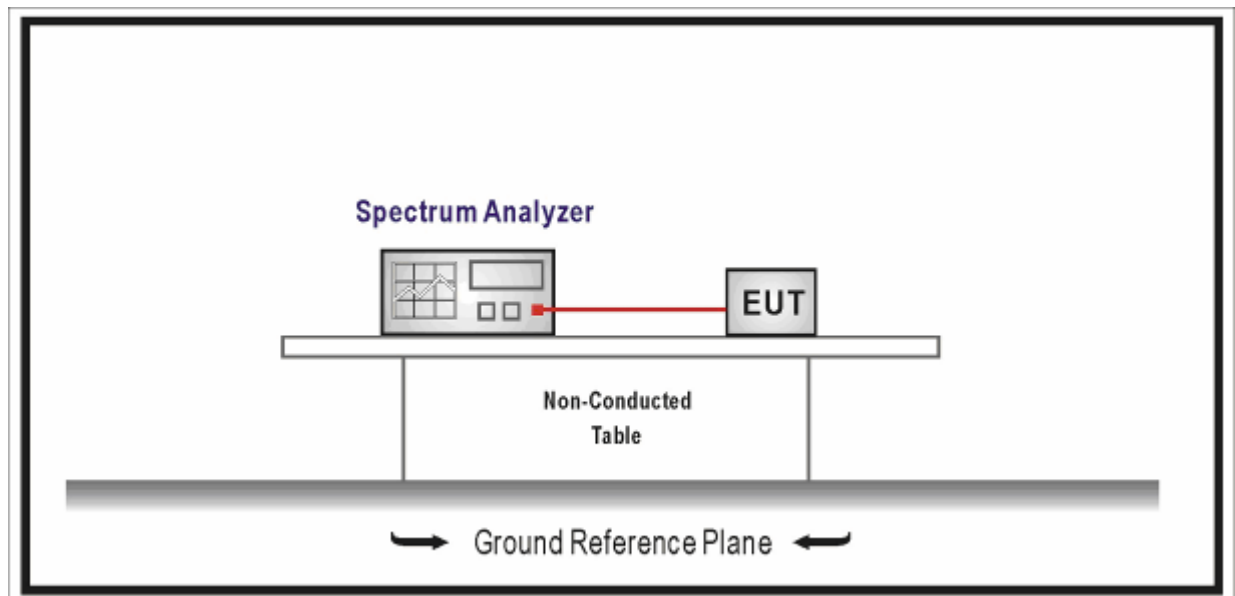
6.1. Test Equipment

Occupied Bandwidth / TR-8

Instrument	Manufacturer	Type No.	Serial No.	Cal. Date
Spectrum Analyzer	Agilent	E4446A	MY45300103	2014.01.21
Temperature/Humidity Meter	zhicheng	ZC1-2	TR8-TH	2014.05.07

Note: All equipments are calibrated with traceable calibrations. Each calibration is traceable to the national or international standards.

6.2. Test Setup



6.3. Limit

N/A

6.4. Test Procedure

The EUT was tested according to KDB 789033 for compliance to FCC 47CFR 15.407 requirements.

Emission Bandwidth

- Use a RBW = approximately 1% of the emission bandwidth.
- Set the VBW > RBW
- Detector = Peak.
- Trace mode = max hold.
- Measure the maximum width of the emission that is 26 dB down from the peak of the emission. Compare this with the RBW setting of the analyzer. Readjust RBW and repeat measurement as needed until the RBW/EBW ratio is approximately 1%.

99% Occupied Bandwidth

- Set center frequency to the nominal EUT channel center frequency.
- Set span = 1.5 times to 5.0 times the OBW.
- Set RBW = 1 % to 5 % of the OBW.
- Set VBW $\geq 3 \cdot$ RBW.
- Video averaging is not permitted. Where practical, a sample detection and single sweep mode shall be used. Otherwise, peak detection and max hold mode (until the trace stabilizes) shall be used.
- Use the 99 % power bandwidth function of the instrument (if available).
- If the instrument does not have a 99 % power bandwidth function, the trace data points are recovered and directly summed in power units. The recovered amplitude data points, beginning at the lowest frequency, are placed in a running sum until 0.5 % of the total is reached; that frequency is recorded as the lower frequency. The process is repeated until 99.5 % of the total is reached; that frequency is recorded as the upper frequency. The 99% occupied bandwidth is the difference between these two frequencies.

6.5. Uncertainty

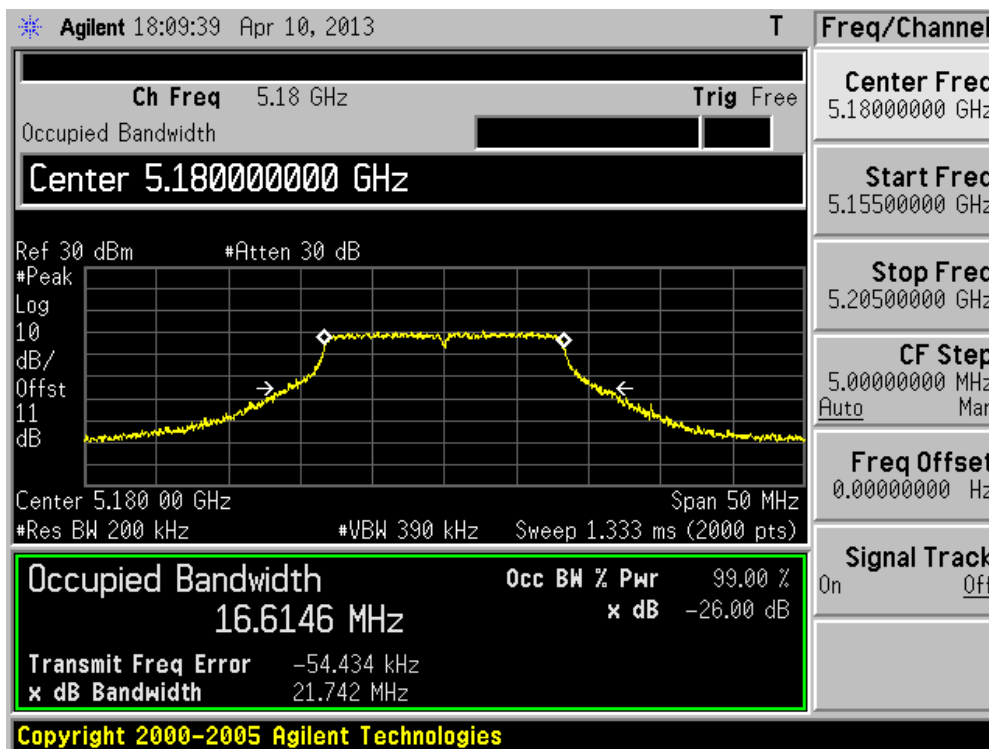
The measurement uncertainty is defined as ± 1 kHz

6.6. Test Result

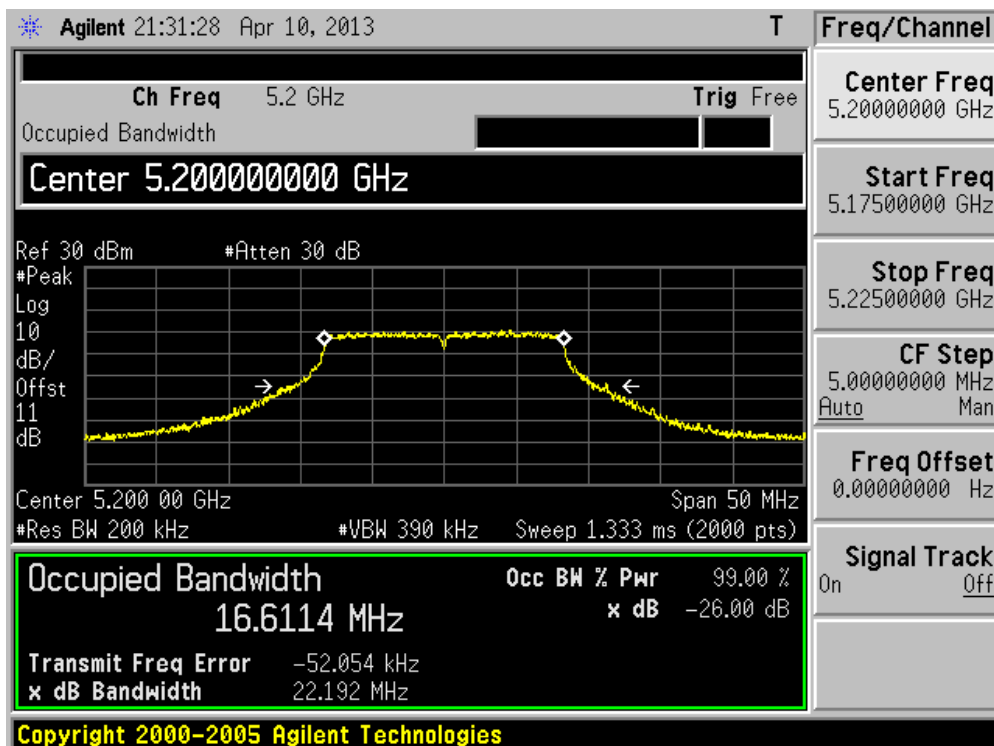
Product	:	WIRELESS-ABGN 3X3 NETWORK MINI PCIE ADAPTER
Test Item	:	Occupied Bandwidth
Test Site	:	TR-8
Test Mode	:	Mode 1: Transmit by 802.11a (Chain 0)

Channel No.	Frequency (MHz)	26dB Occupied Bandwidth (MHz)	99% Occupied Bandwidth (MHz)
36	5180	21.74	16.61
40	5200	22.19	16.61
48	5240	21.87	16.61
52	5260	21.68	16.63
60	5300	22.10	16.63
64	5320	22.15	16.58
100	5500	22.06	16.62
116	5580	21.91	16.63
140	5700	21.78	16.62

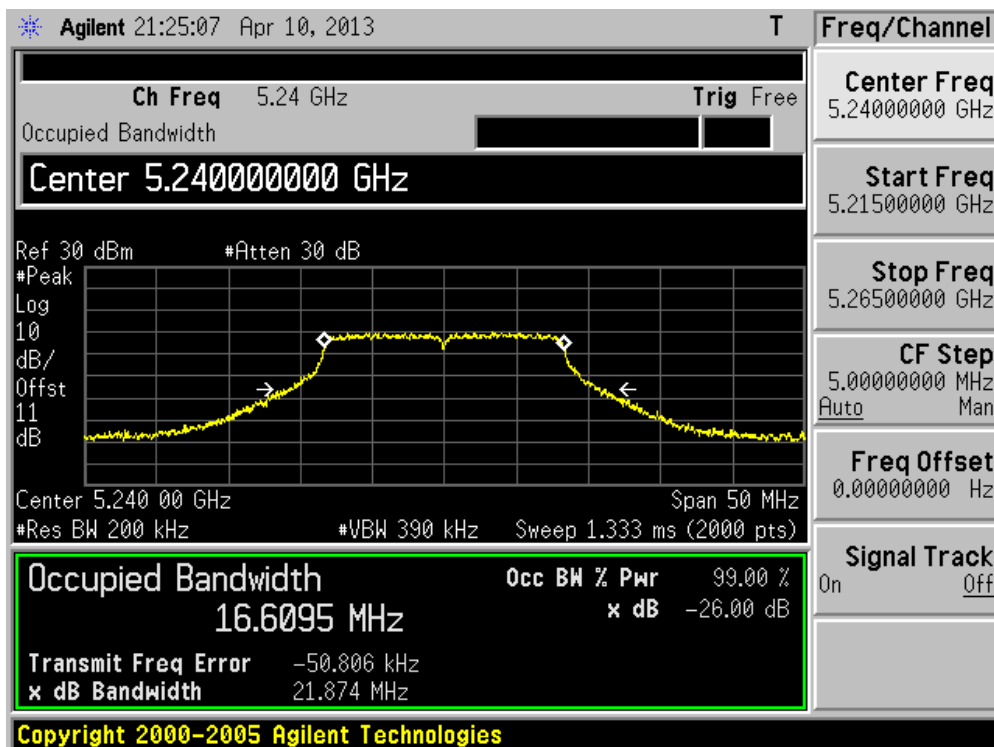
Channel 36 (5180MHz)



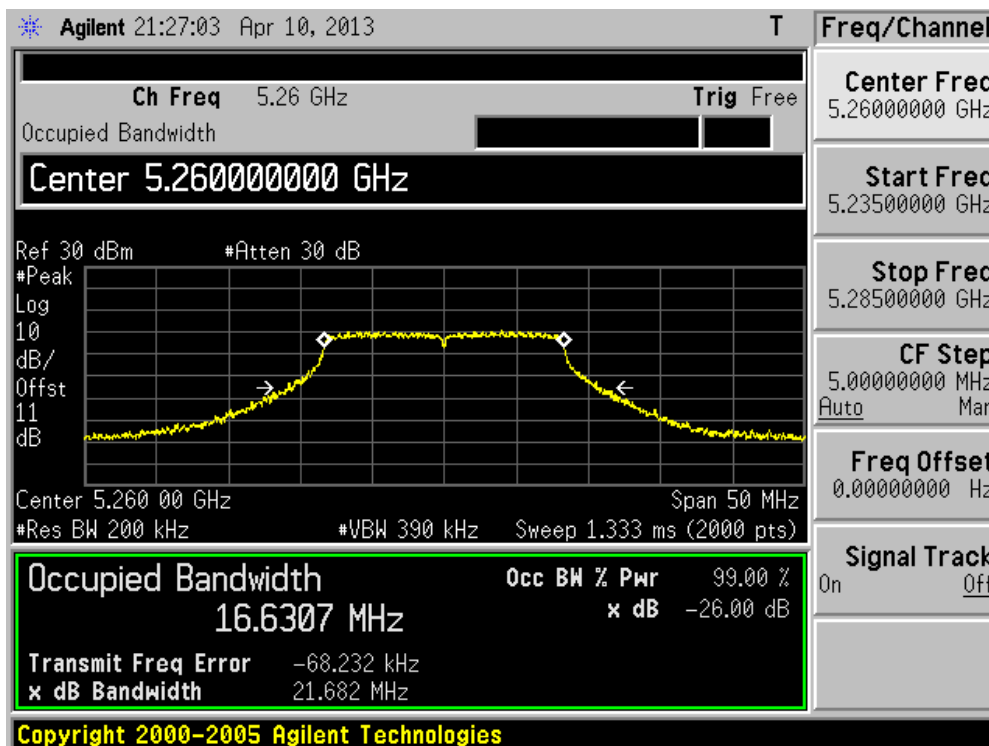
Channel 40 (5200MHz)



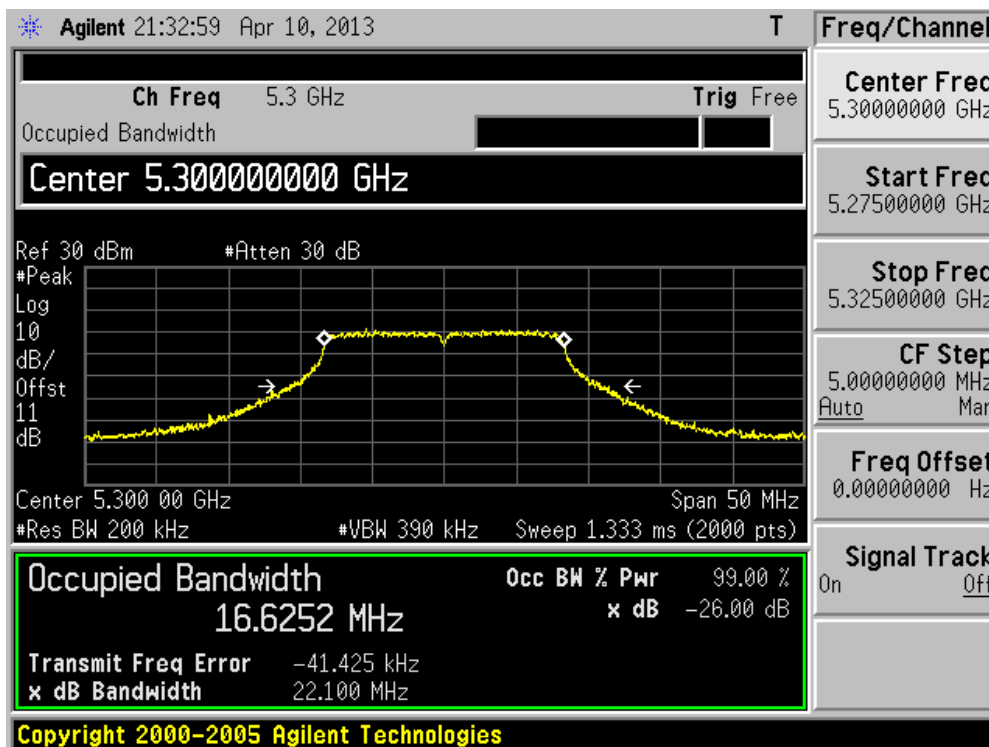
Channel 48 (5240MHz)



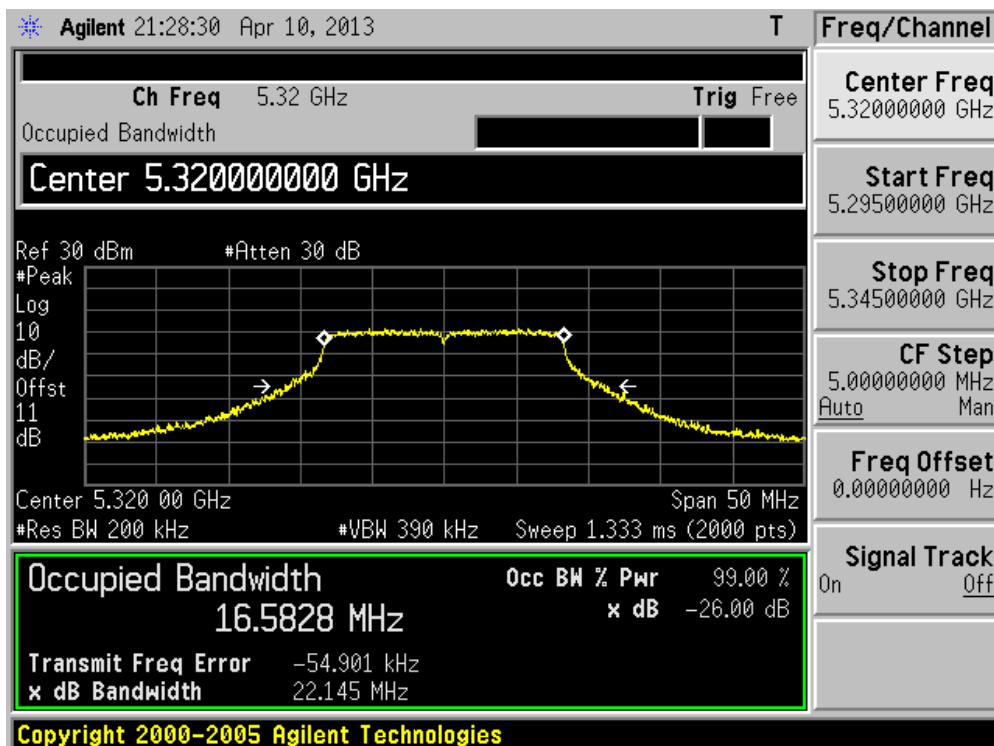
Channel 48 (5260MHz)



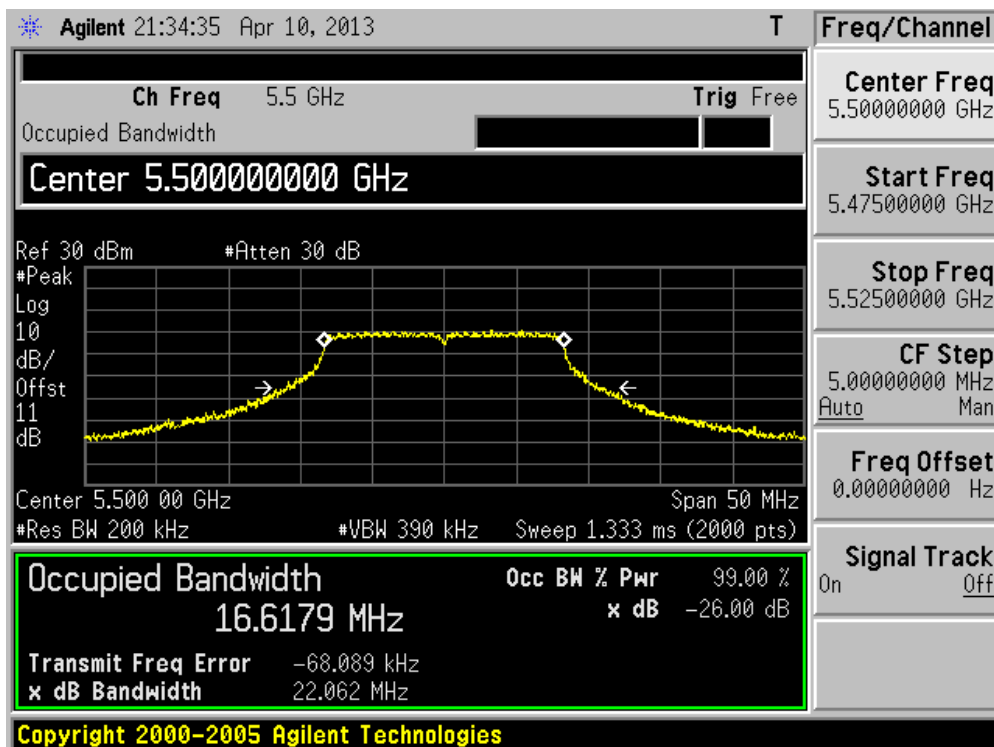
Channel 60 (5300MHz)



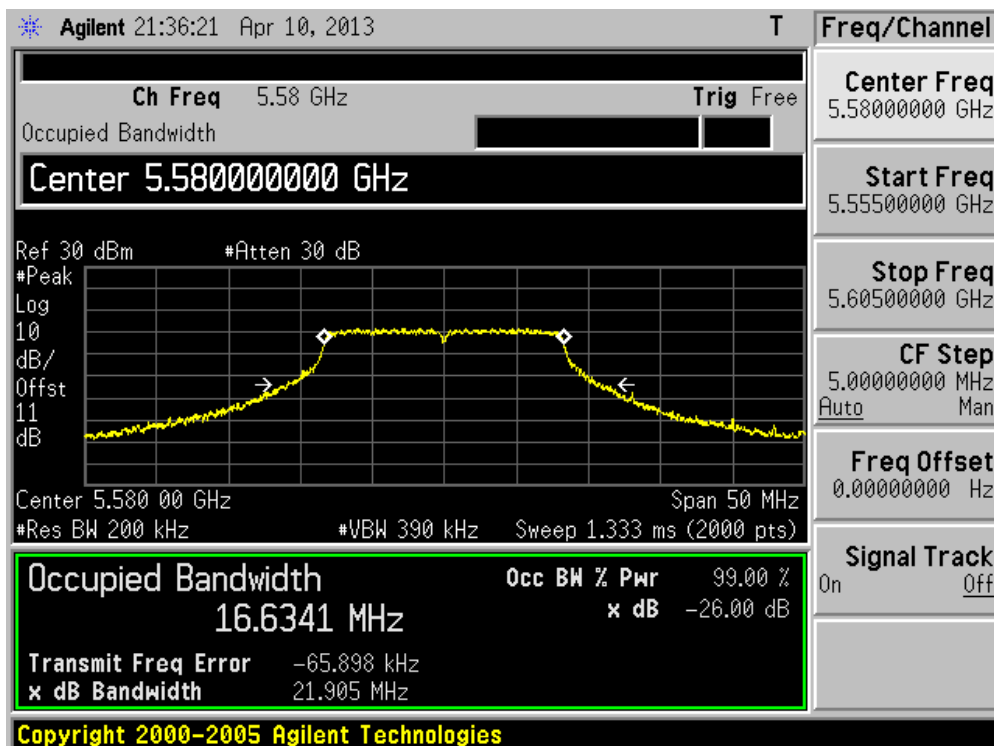
Channel 64 (5320MHz)



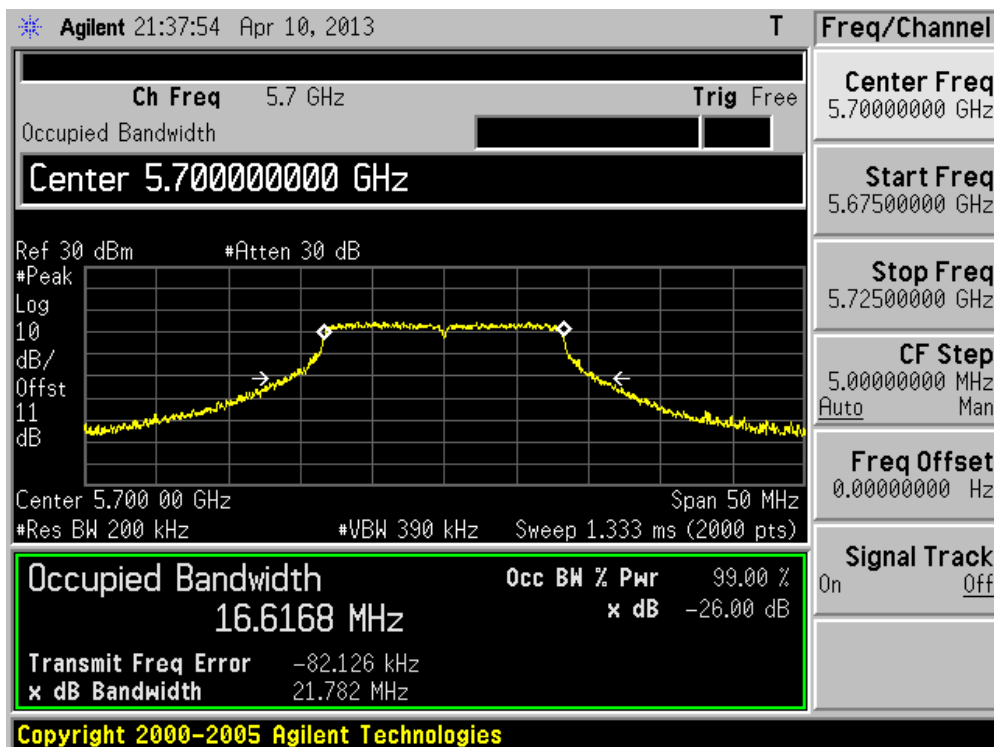
Channel 100 (5500MHz)



Channel 116 (5580MHz)



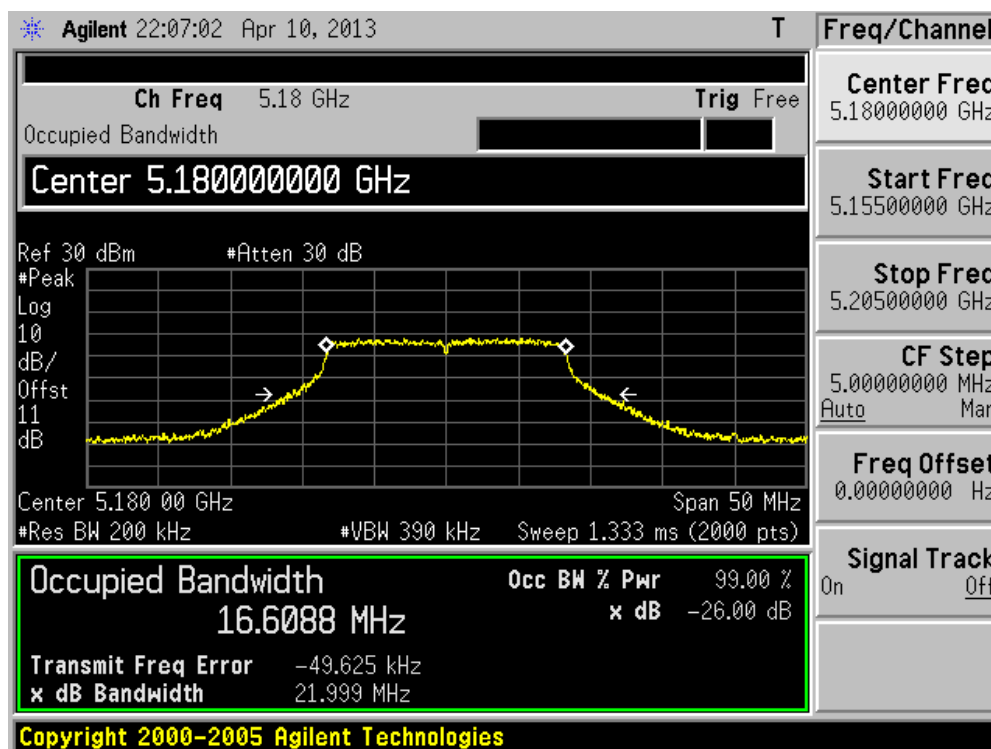
Channel 140 (5700MHz)



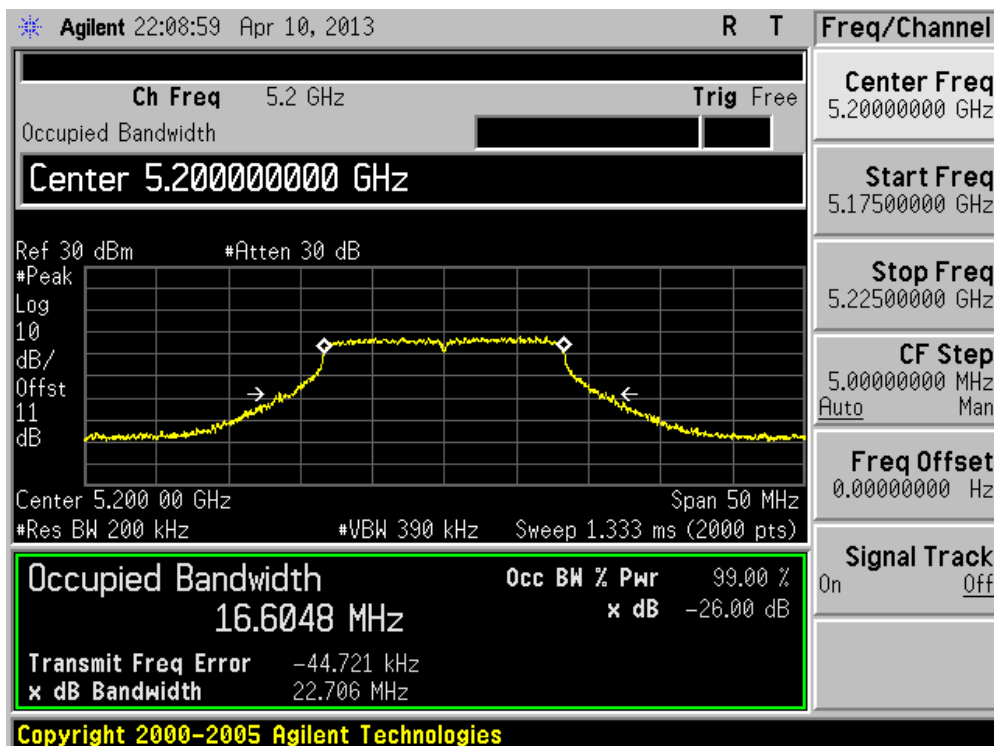
Product	:	WIRELESS-ABGN 3X3 NETWORK MINI PCIE ADAPTER
Test Item	:	Occupied Bandwidth
Test Site	:	TR-8
Test Mode	:	Mode 1: Transmit by 802.11a (Chain 1)

Channel No.	Frequency (MHz)	26dB Occupied Bandwidth (MHz)	99% Occupied Bandwidth (MHz)
36	5180	22.00	16.61
40	5200	22.71	16.60
48	5240	21.32	16.60
52	5260	22.15	16.61
60	5300	22.01	16.58
64	5320	22.22	16.60
100	5500	22.58	16.64
116	5580	21.94	16.60
140	5700	21.79	16.64

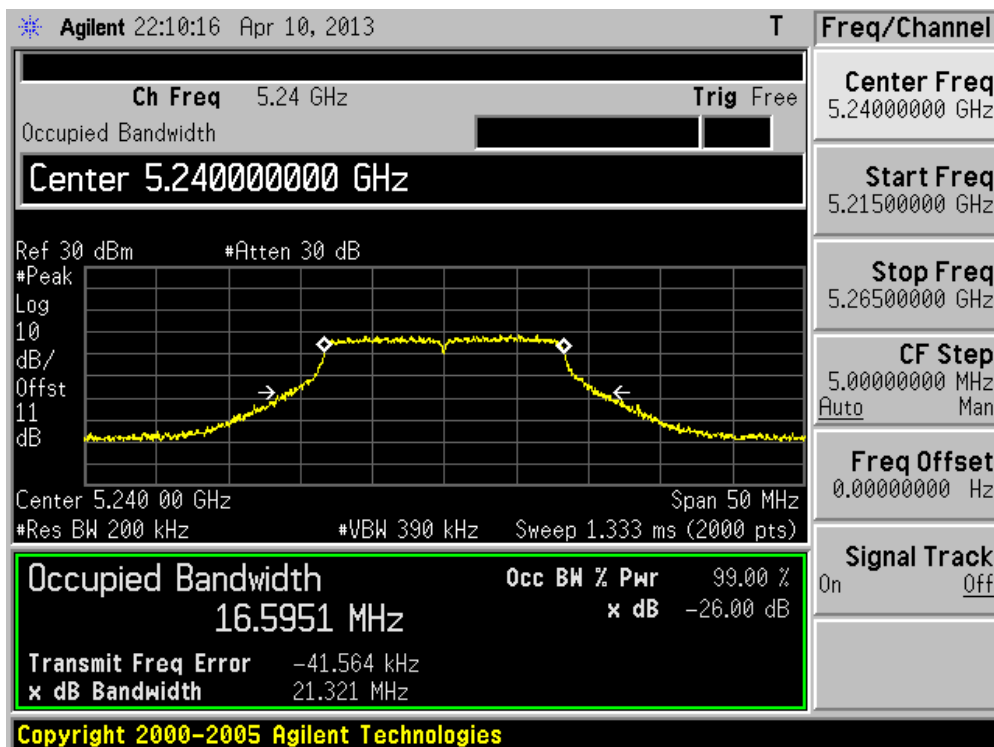
Channel 36 (5180MHz)



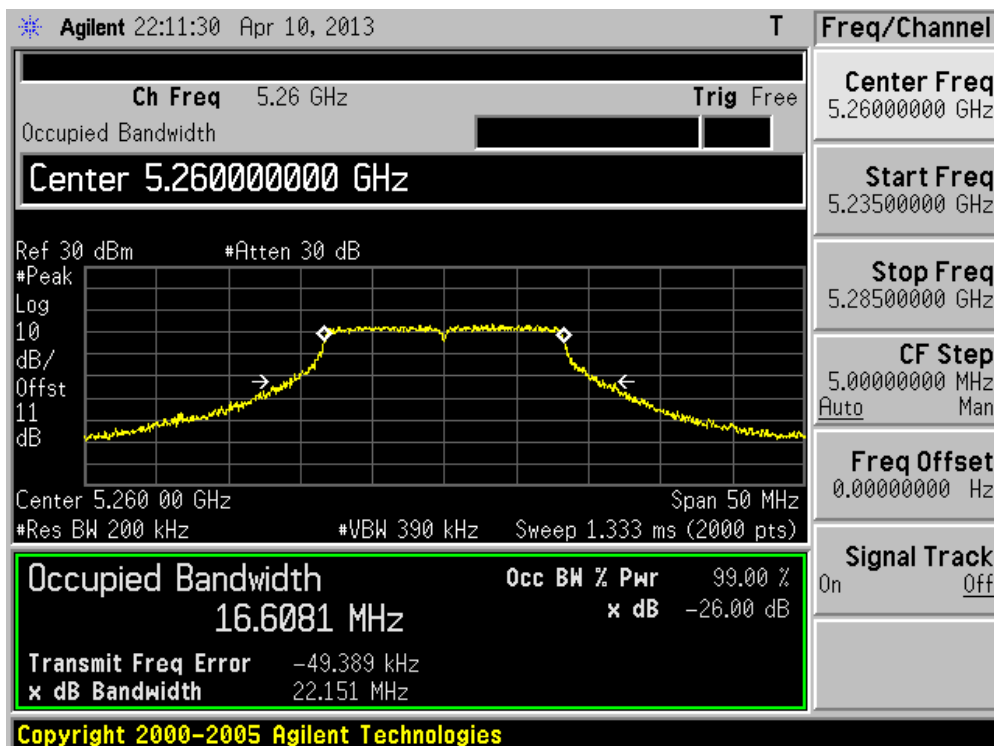
Channel 40 (5200MHz)



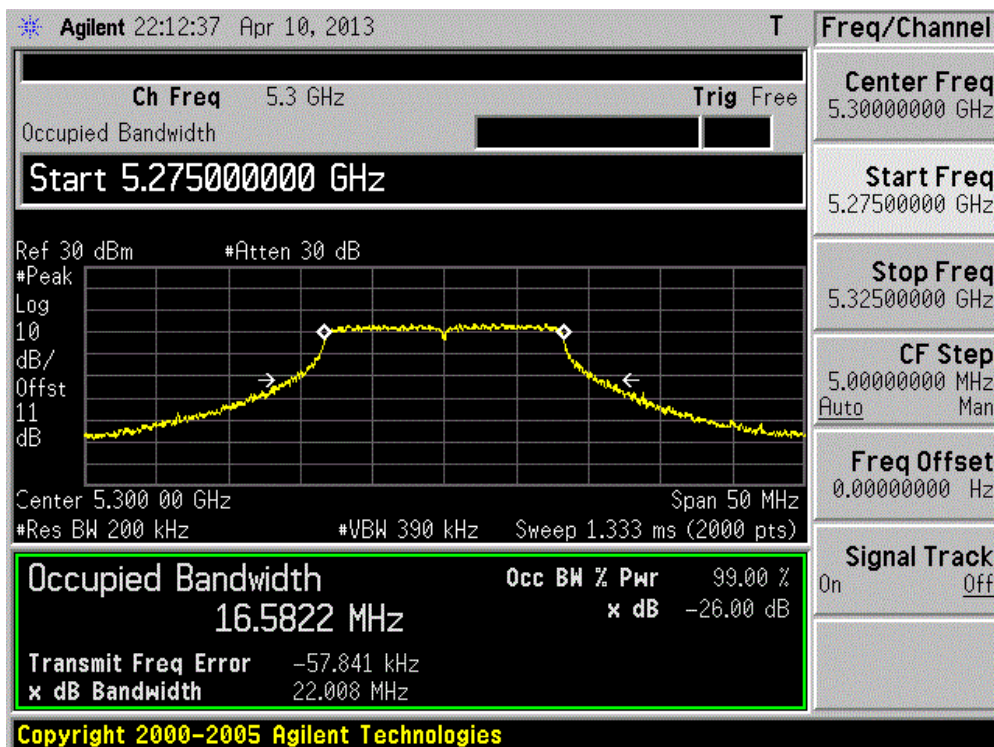
Channel 48 (5240MHz)



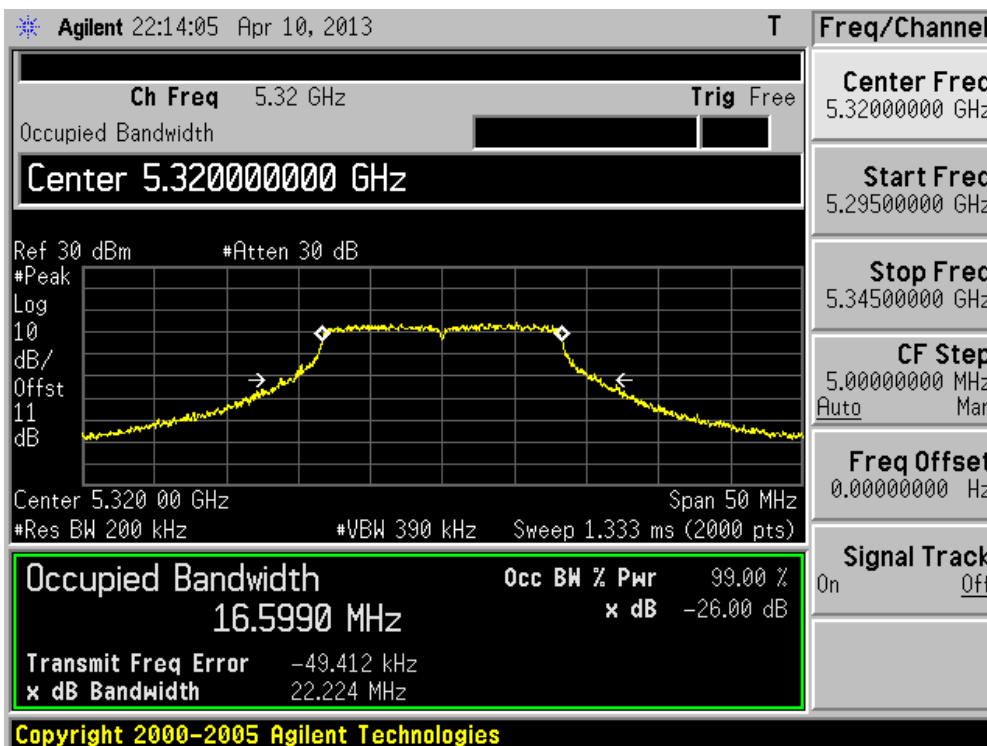
Channel 48 (5260MHz)



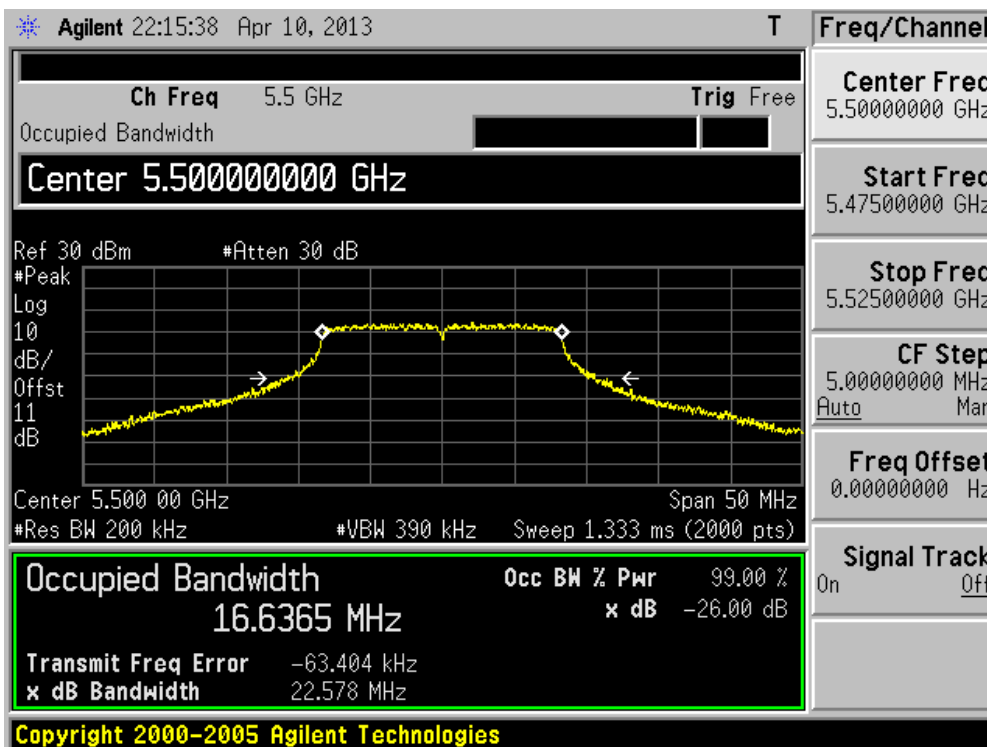
Channel 60 (5300MHz)



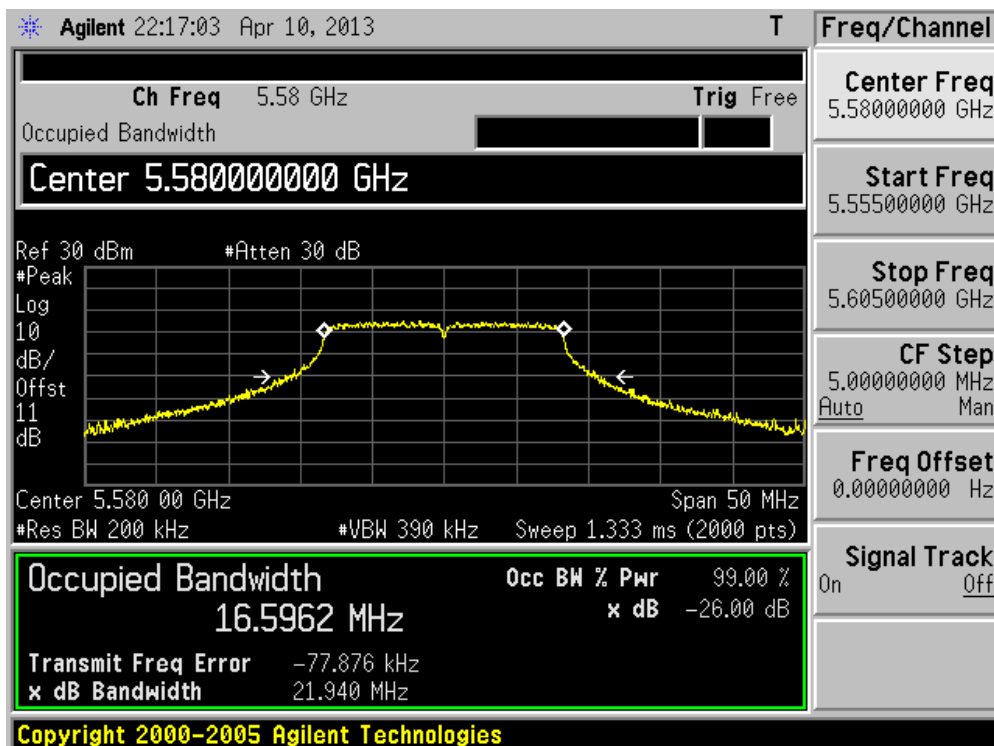
Channel 64 (5320MHz)



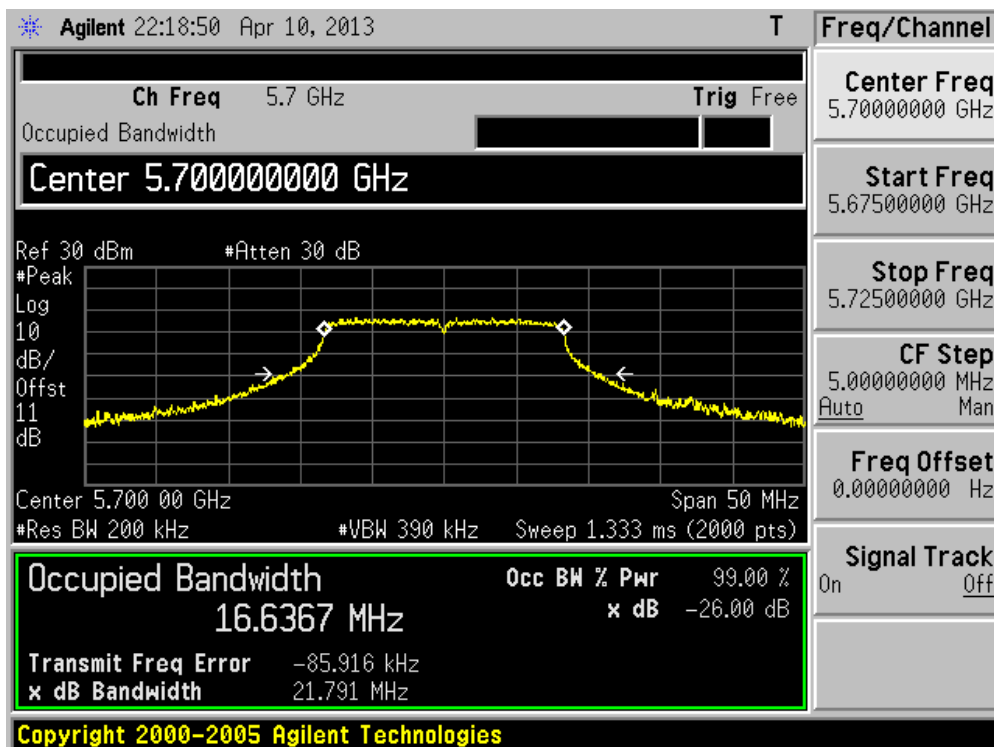
Channel 100 (5500MHz)



Channel 116 (5580MHz)



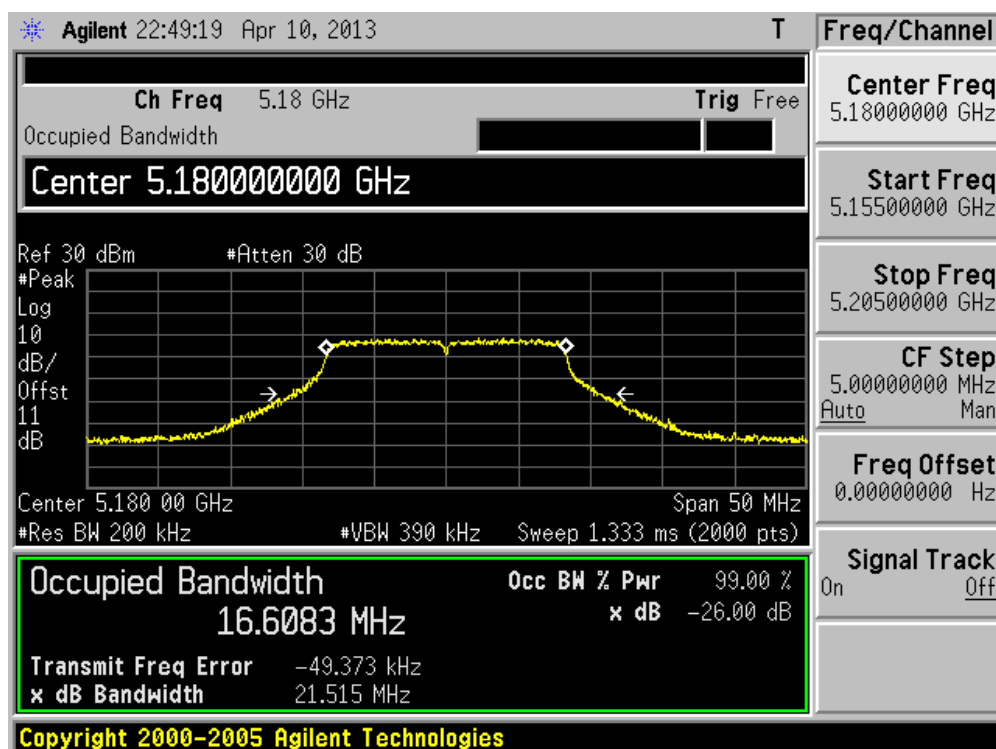
Channel 140 (5700MHz)



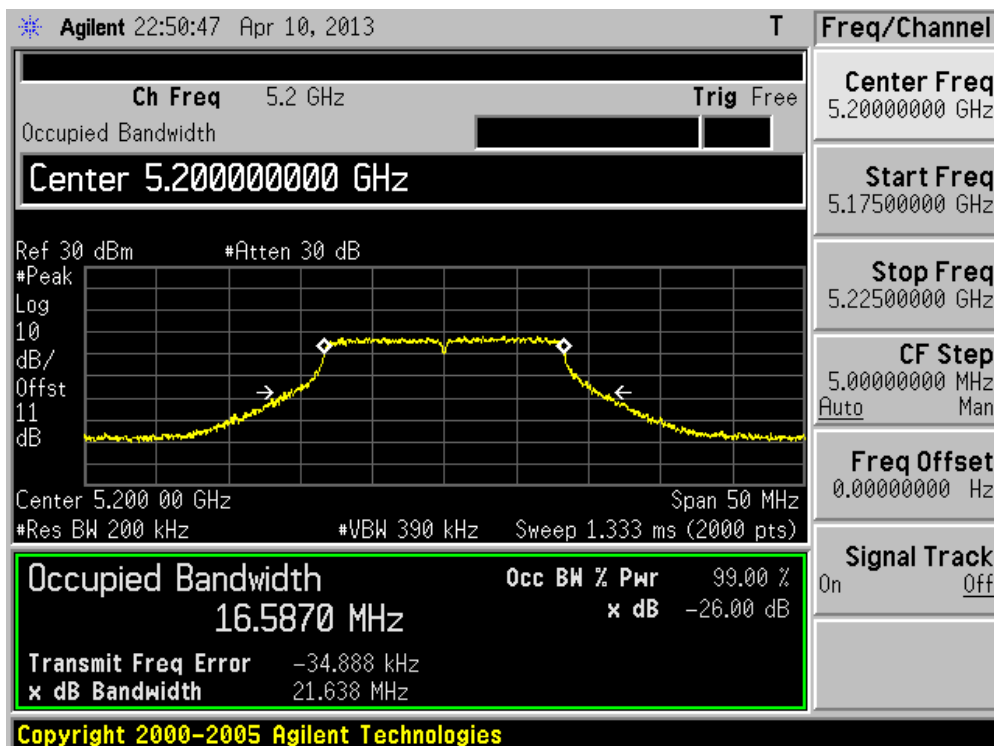
Product	:	WIRELESS-ABGN 3X3 NETWORK MINI PCIE ADAPTER
Test Item	:	Occupied Bandwidth
Test Site	:	TR-8
Test Mode	:	Mode 1: Transmit by 802.11a (Chain 2)

Channel No.	Frequency (MHz)	26dB Occupied Bandwidth (MHz)	99% Occupied Bandwidth (MHz)
36	5180	21.52	16.61
40	5200	21.64	16.59
48	5240	22.03	16.58
52	5260	21.54	16.61
60	5300	21.57	16.59
64	5320	21.71	16.59
100	5500	22.63	16.60
116	5580	22.11	16.60
140	5700	21.83	16.65

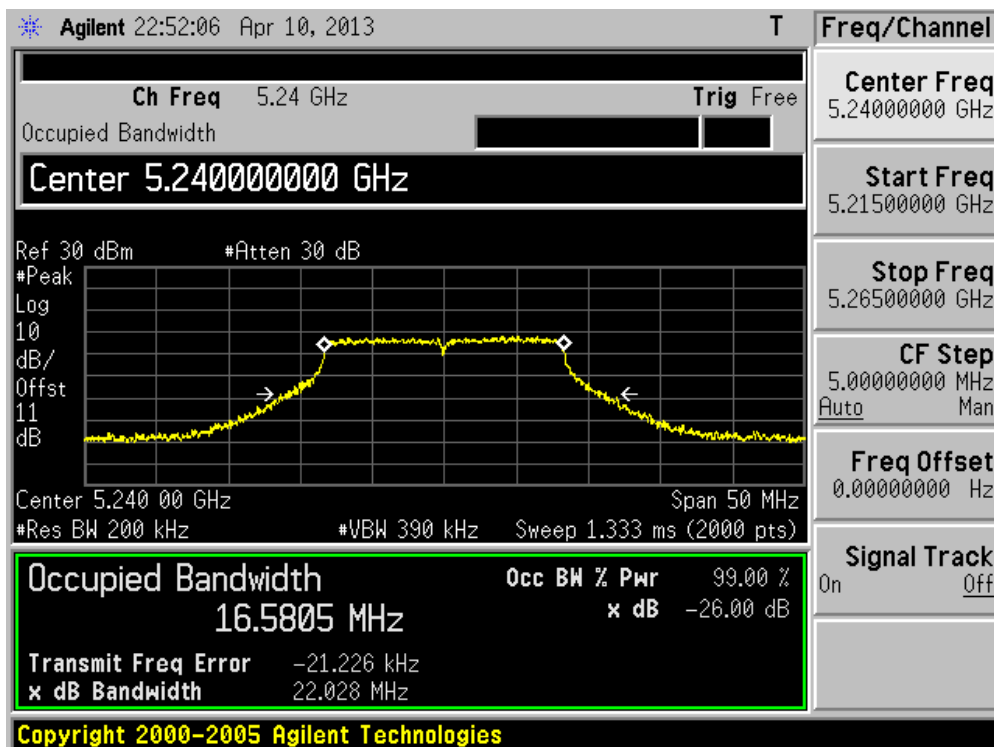
Channel 36 (5180MHz)



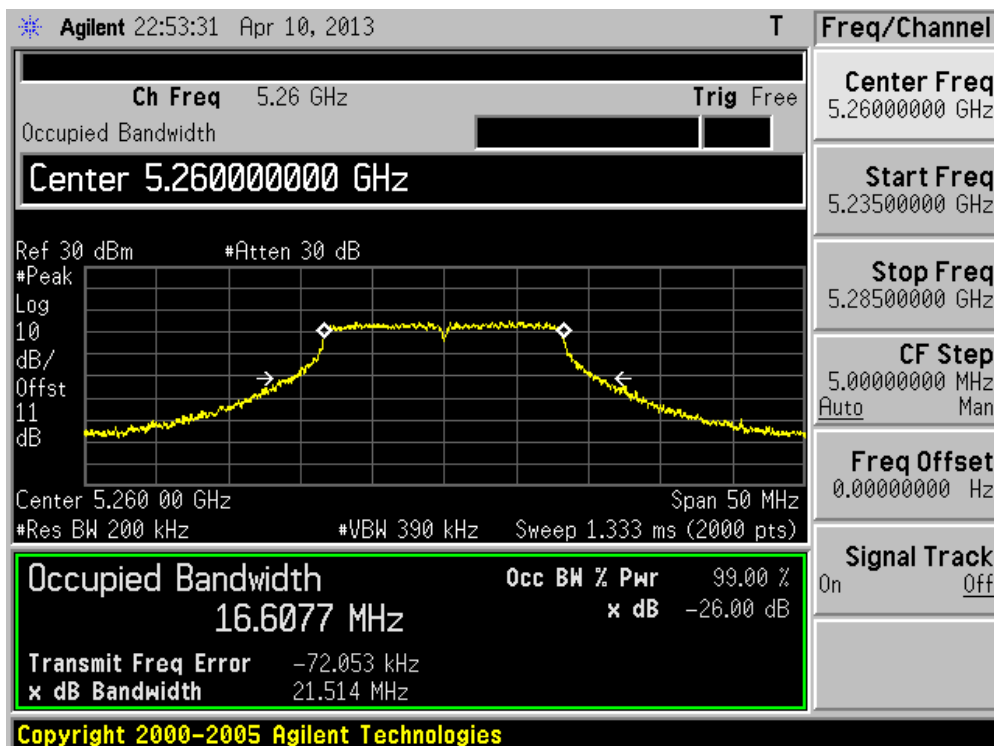
Channel 40 (5200MHz)



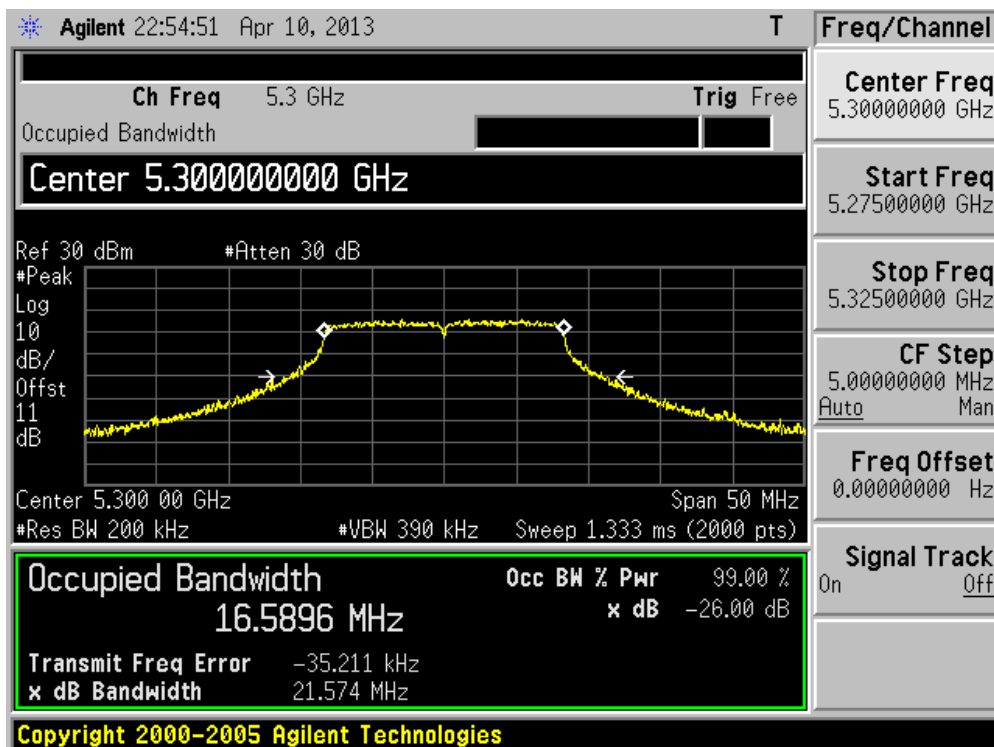
Channel 48 (5240MHz)



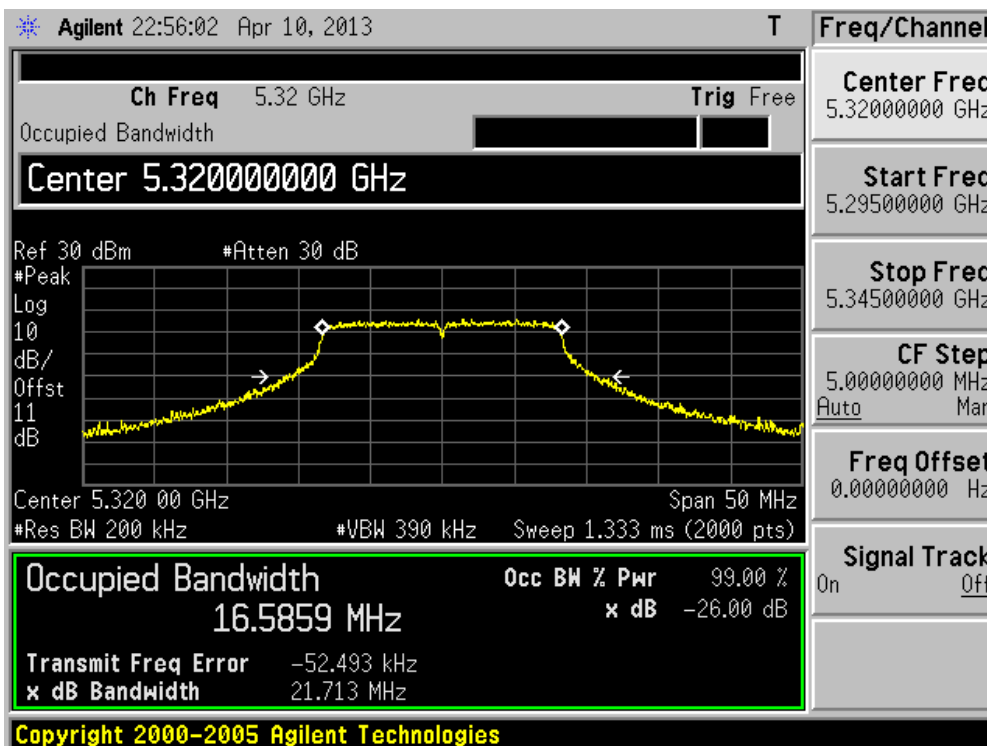
Channel 48 (5260MHz)



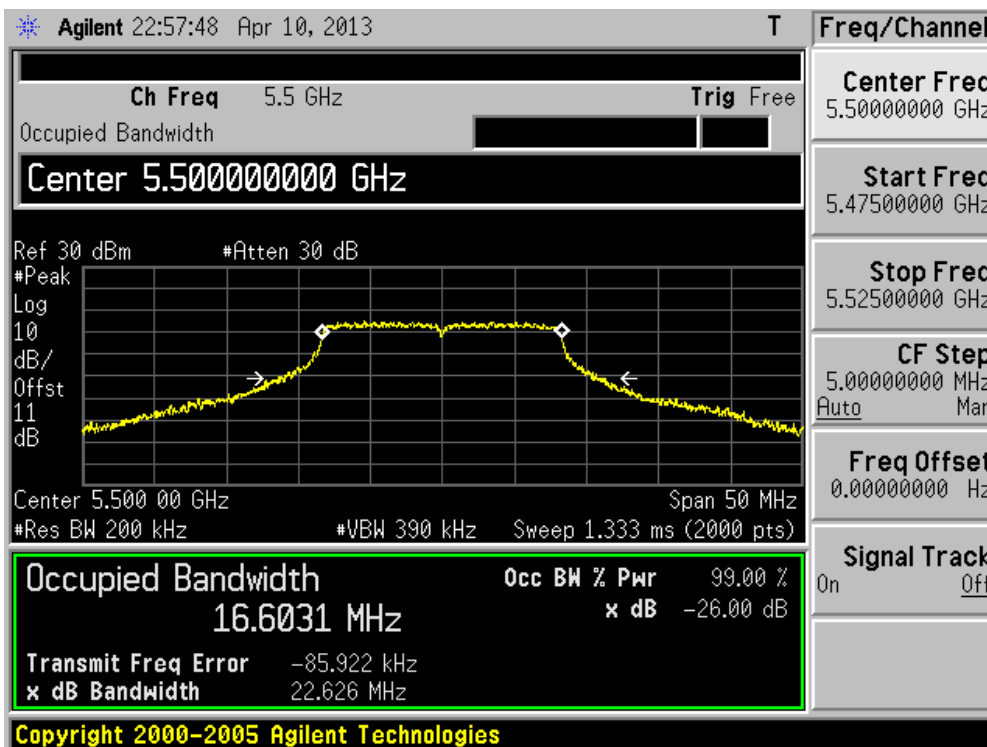
Channel 60 (5300MHz)



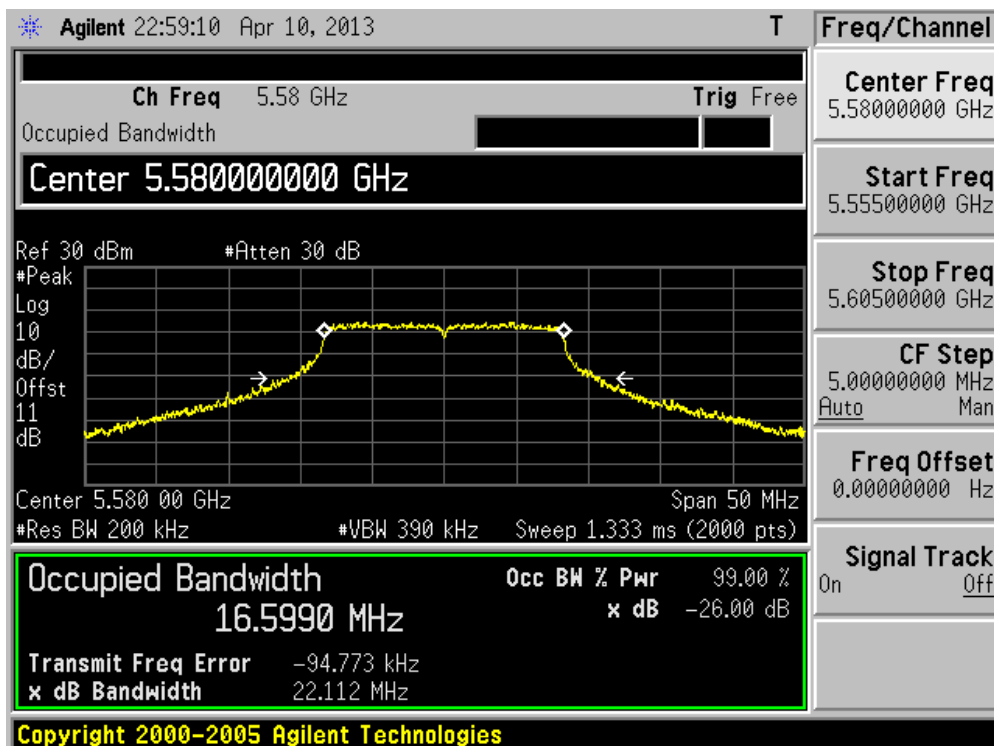
Channel 64 (5320MHz)



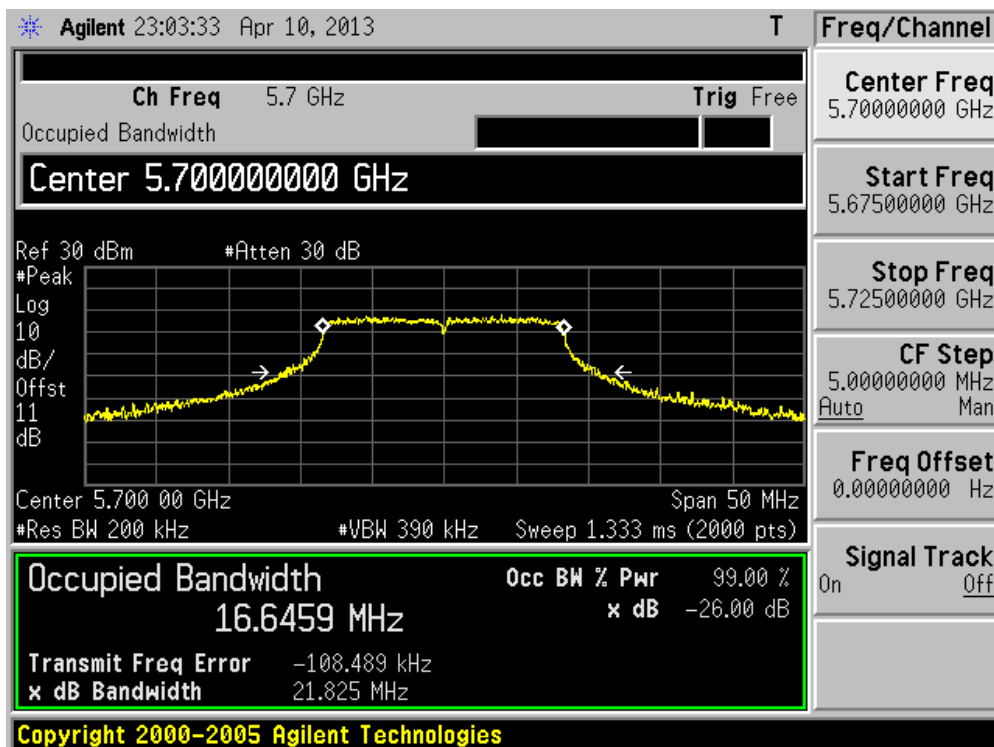
Channel 100 (5500MHz)



Channel 116 (5580MHz)



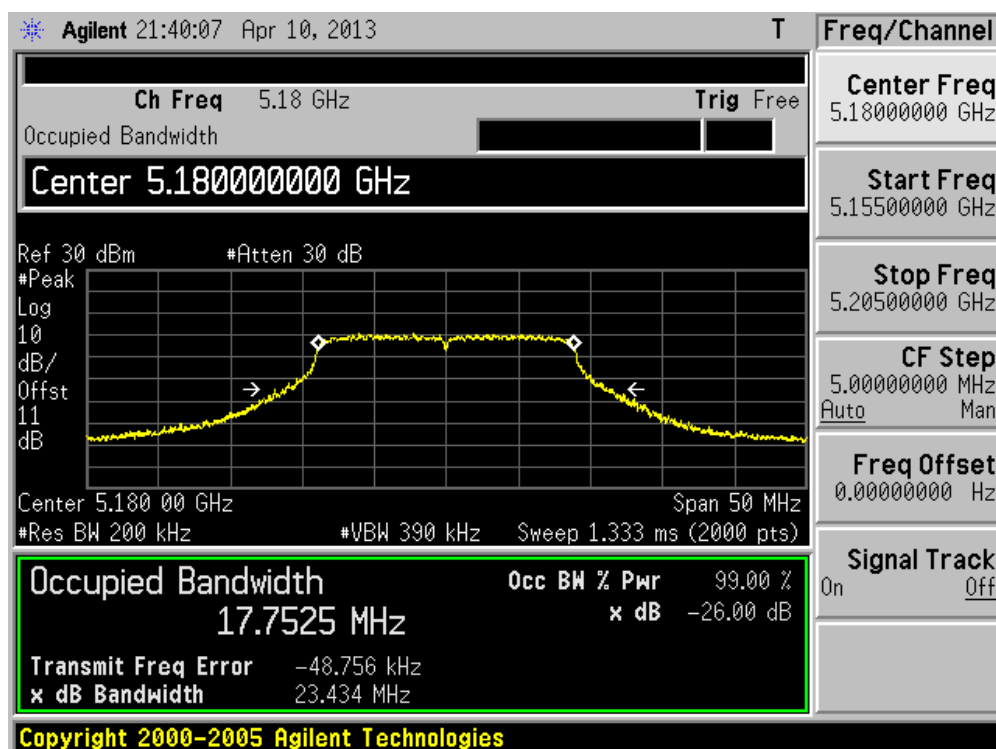
Channel 140 (5700MHz)



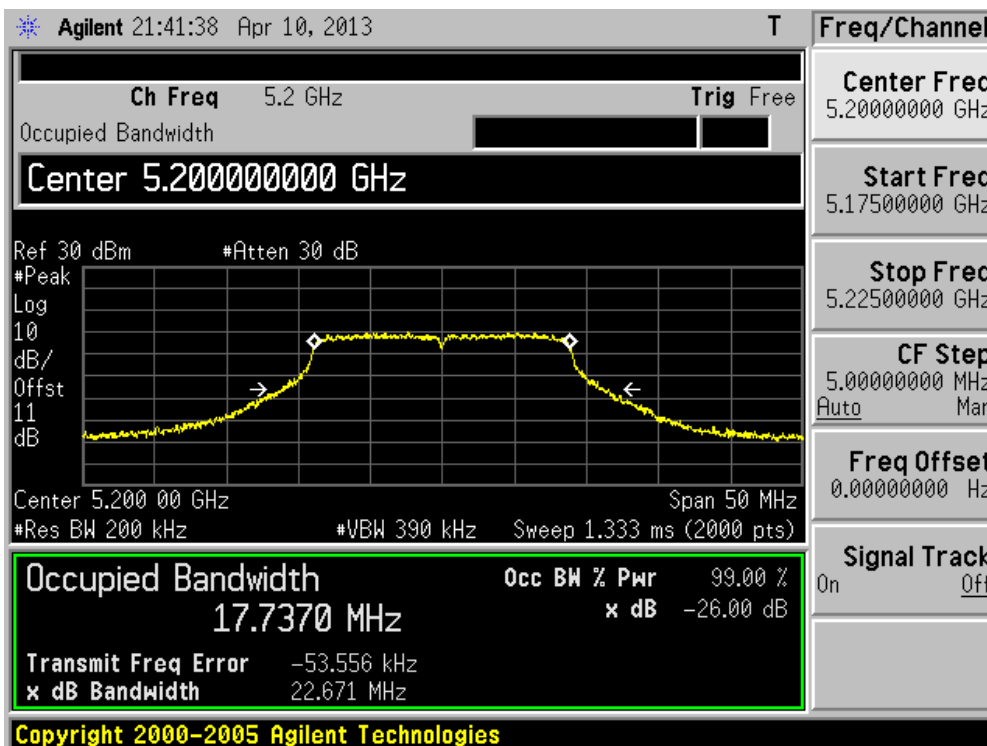
Product	:	WIRELESS-ABGN 3X3 NETWORK MINI PCIE ADAPTER
Test Item	:	Occupied Bandwidth
Test Site	:	TR-8
Test Mode	:	Mode 2: Transmit by 802.11n(20MHz) (Chain 0)

Channel No.	Frequency (MHz)	26dB Occupied Bandwidth (MHz)	99% Occupied Bandwidth (MHz)
36	5180	23.43	17.75
40	5200	22.67	17.74
48	5240	22.74	17.74
52	5260	23.10	17.77
60	5300	22.64	17.76
64	5320	23.10	17.72
100	5500	23.09	17.74
116	5580	22.88	17.71
140	5700	23.43	17.77

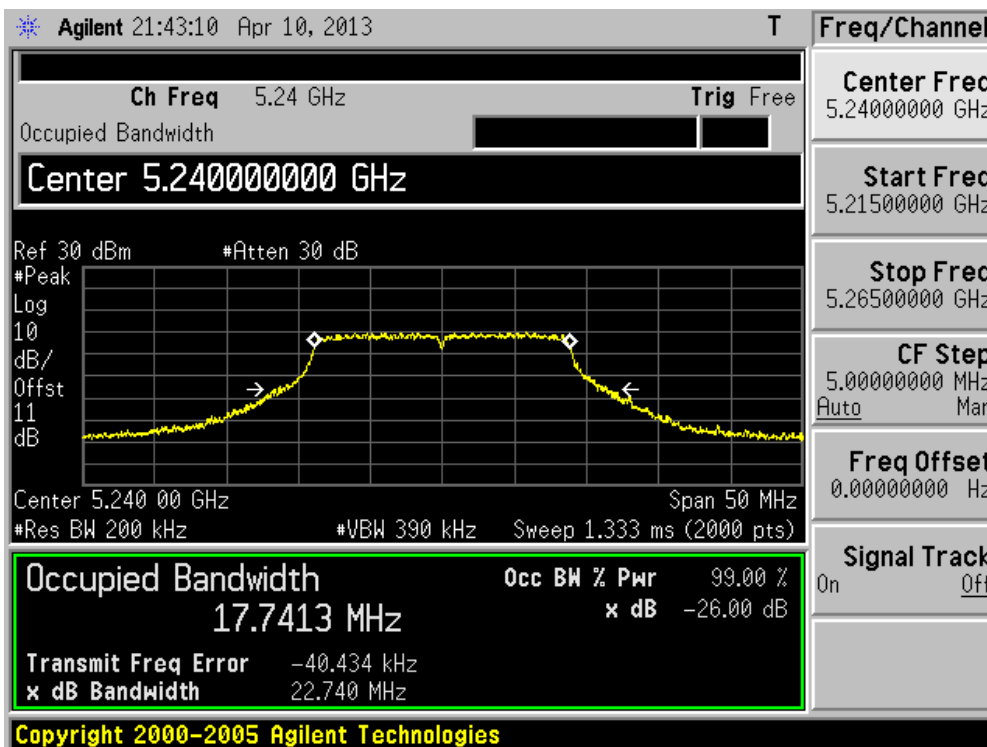
Channel 36 (5180MHz)



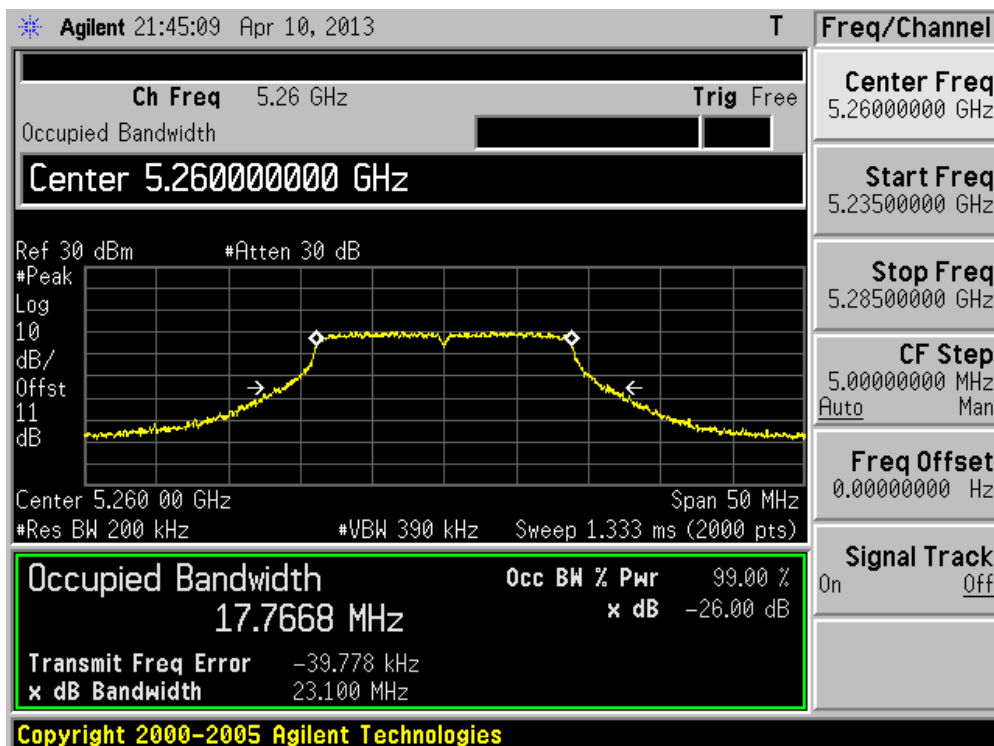
Channel 40 (5200MHz)



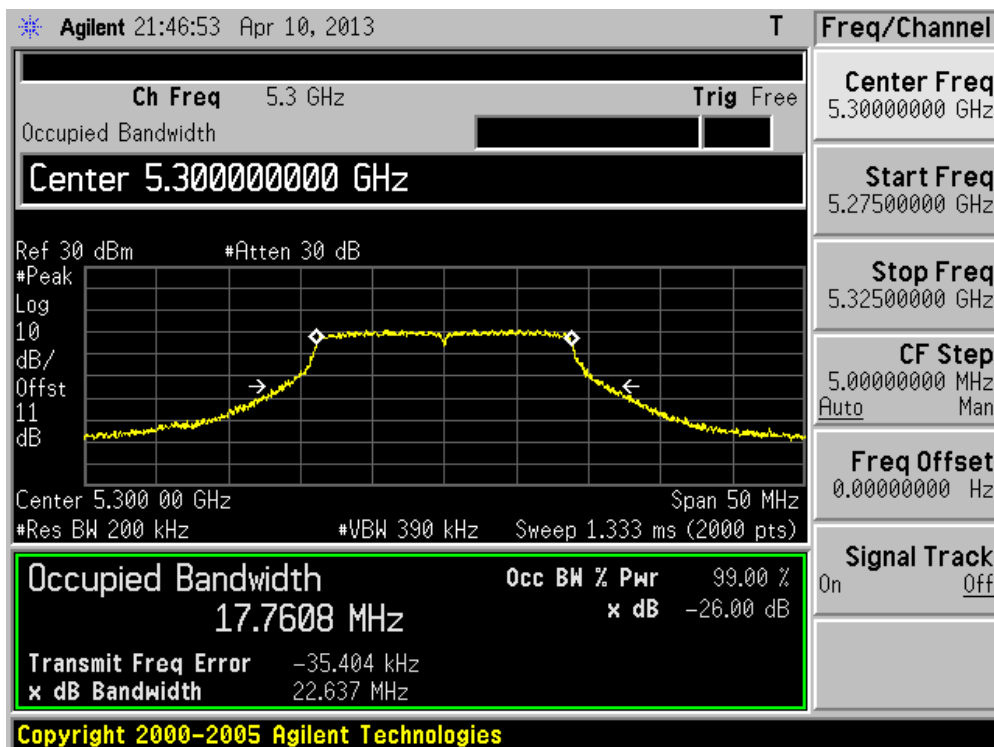
Channel 48 (5240MHz)



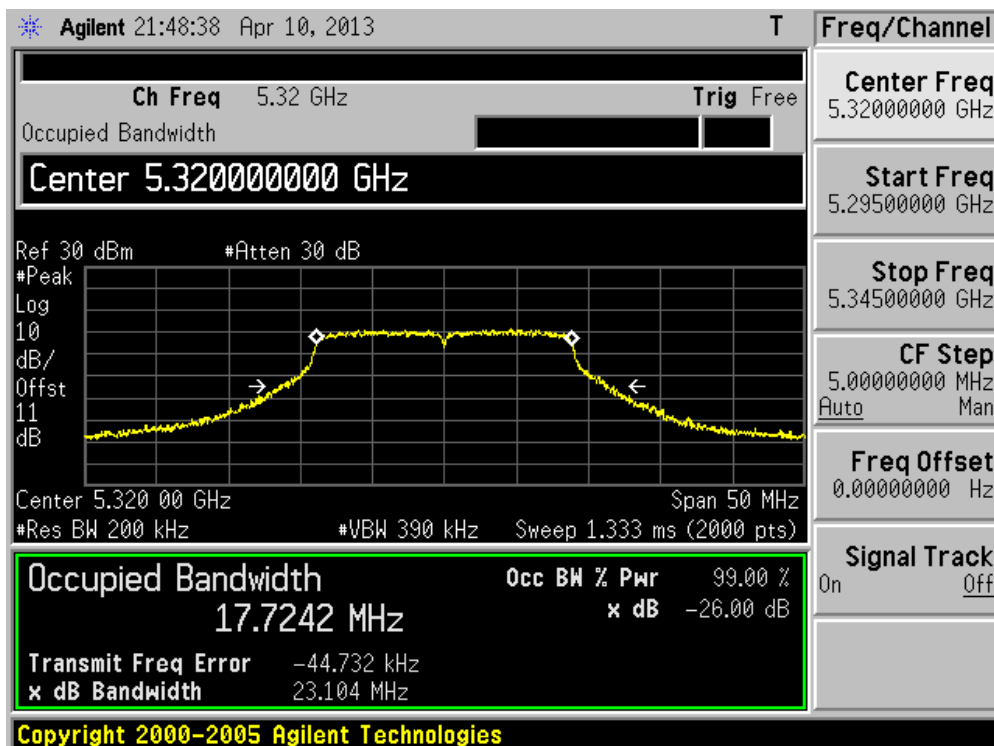
Channel 48 (5260MHz)



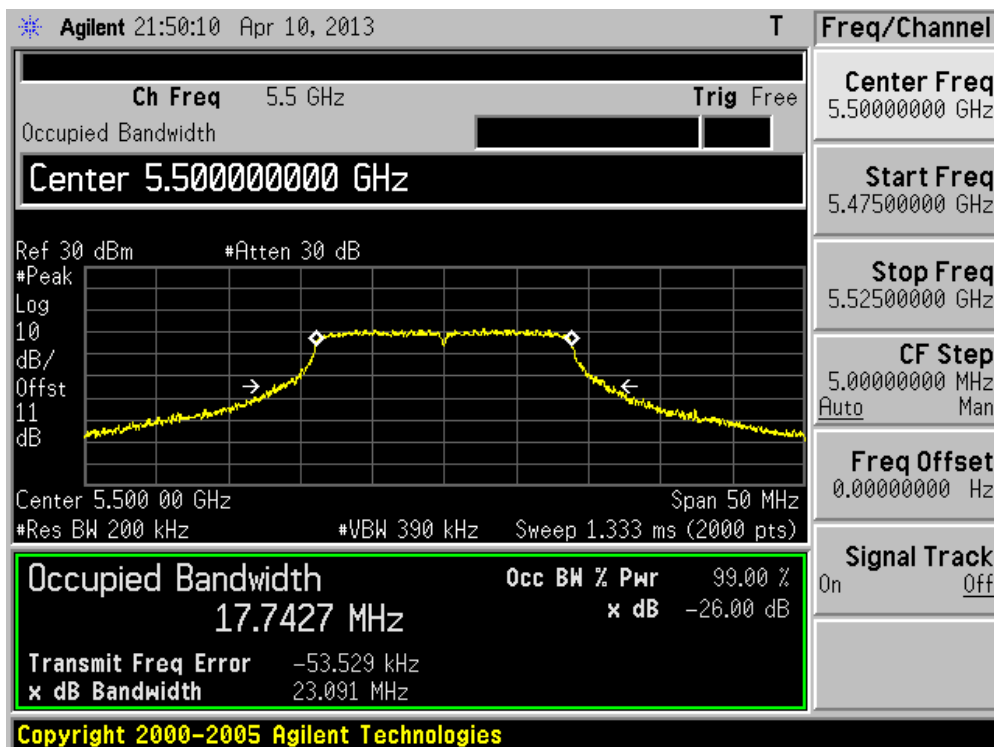
Channel 60 (5300MHz)



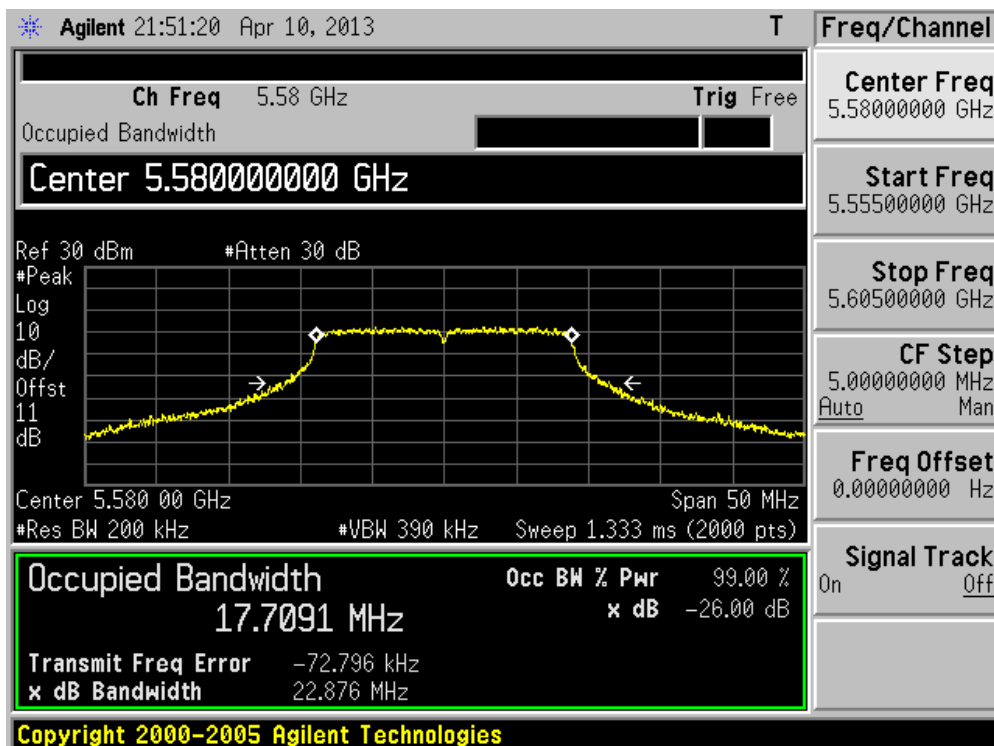
Channel 64 (5320MHz)



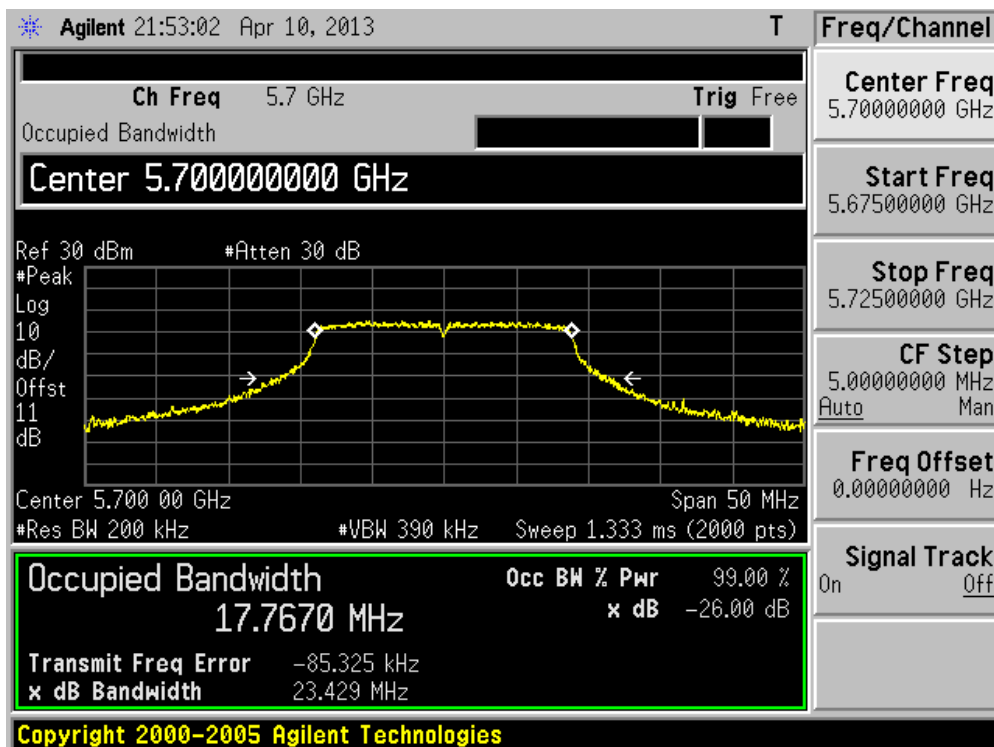
Channel 100 (5500MHz)



Channel 116 (5580MHz)



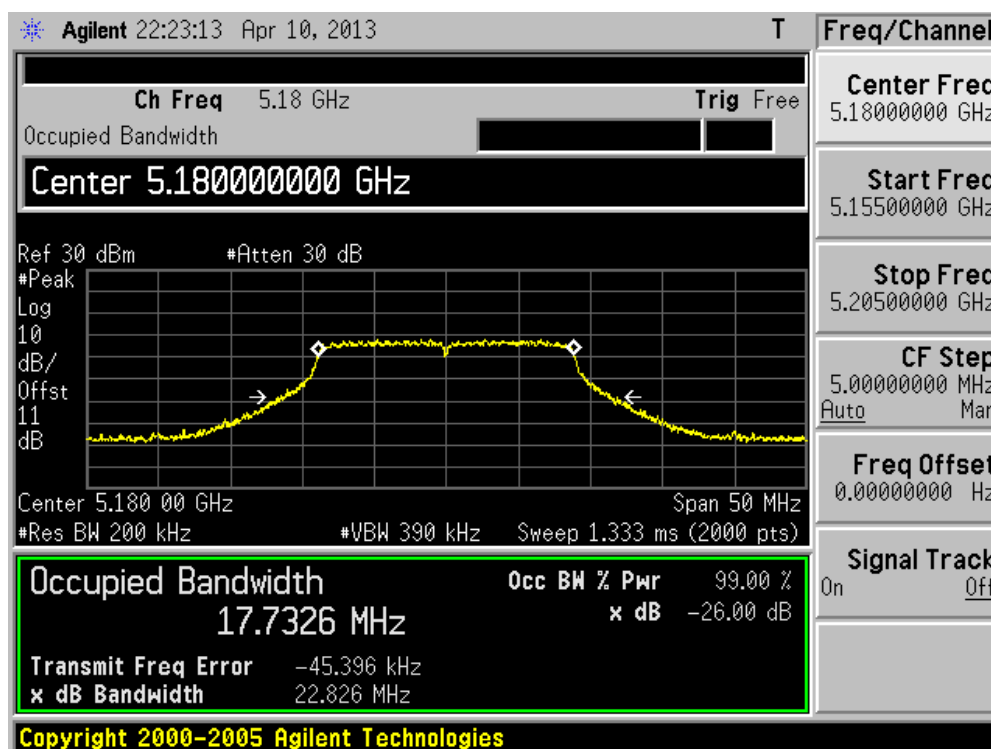
Channel 140 (5700MHz)



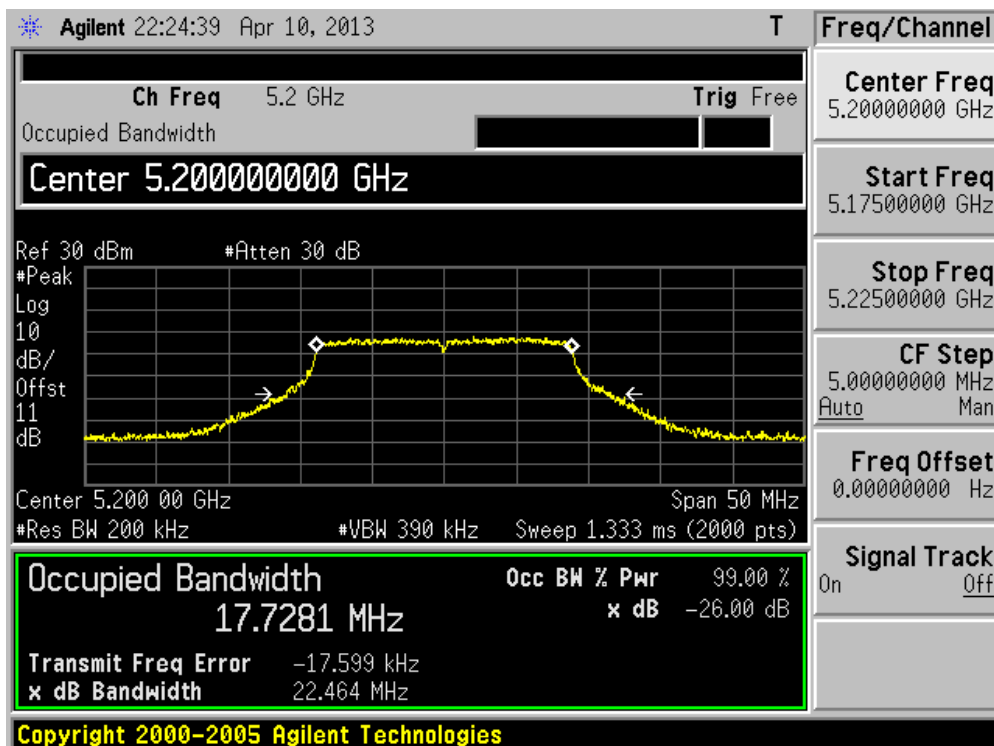
Product	:	WIRELESS-ABGN 3X3 NETWORK MINI PCIE ADAPTER
Test Item	:	Occupied Bandwidth
Test Site	:	TR-8
Test Mode	:	Mode 2: Transmit by 802.11n(20MHz) (Chain 1)

Channel No.	Frequency (MHz)	26dB Occupied Bandwidth (MHz)	99% Occupied Bandwidth (MHz)
36	5180	22.83	17.73
40	5200	22.46	17.73
48	5240	22.51	17.72
52	5260	22.66	17.71
60	5300	23.01	17.73
64	5320	22.63	17.74
100	5500	23.12	17.75
116	5580	22.75	17.75
140	5700	22.92	17.77

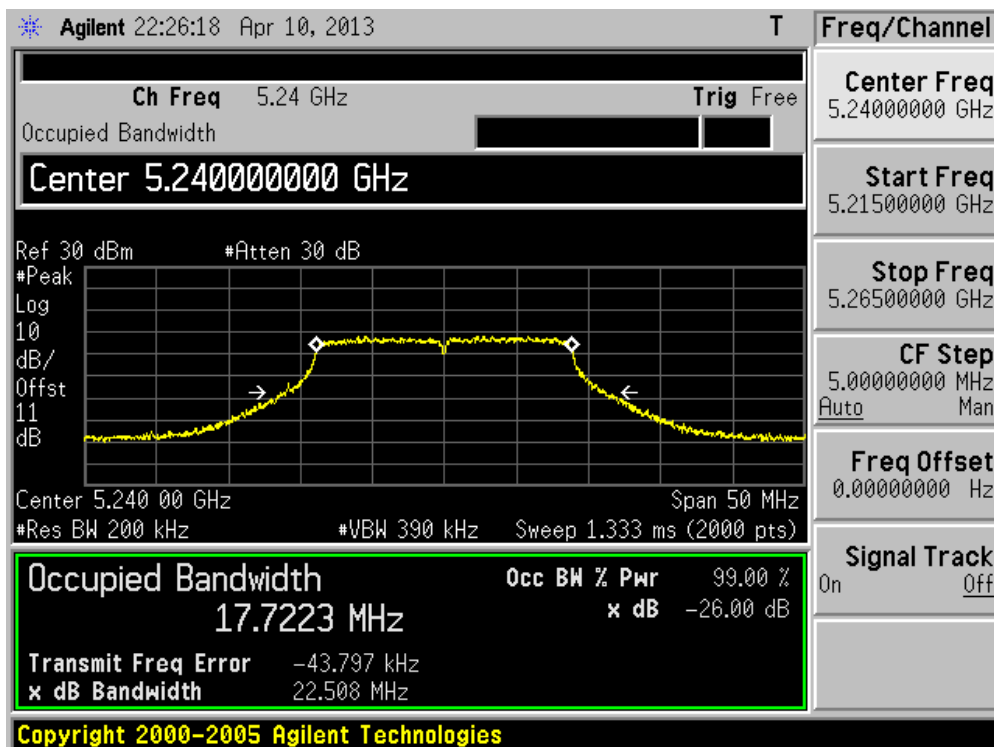
Channel 36 (5180MHz)



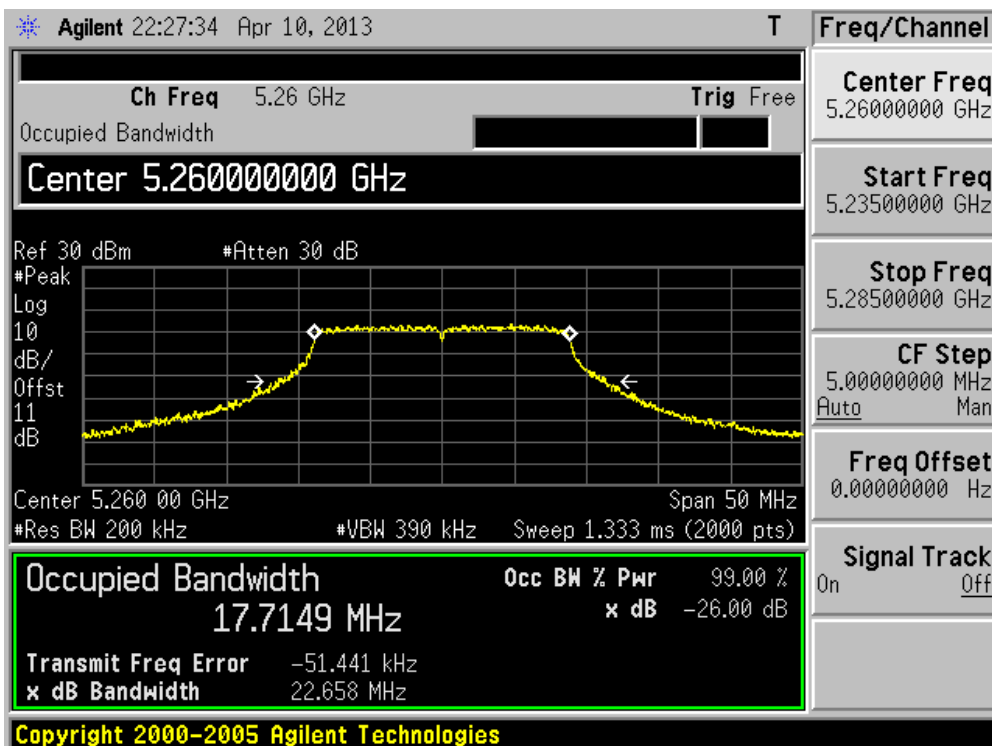
Channel 40 (5200MHz)



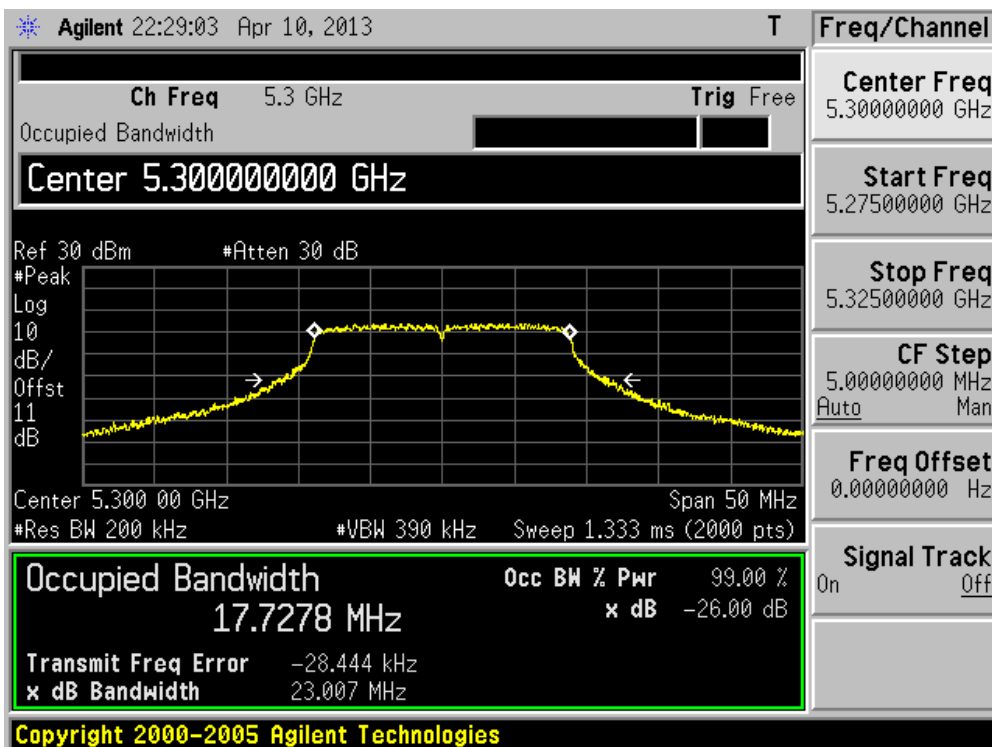
Channel 48 (5240MHz)



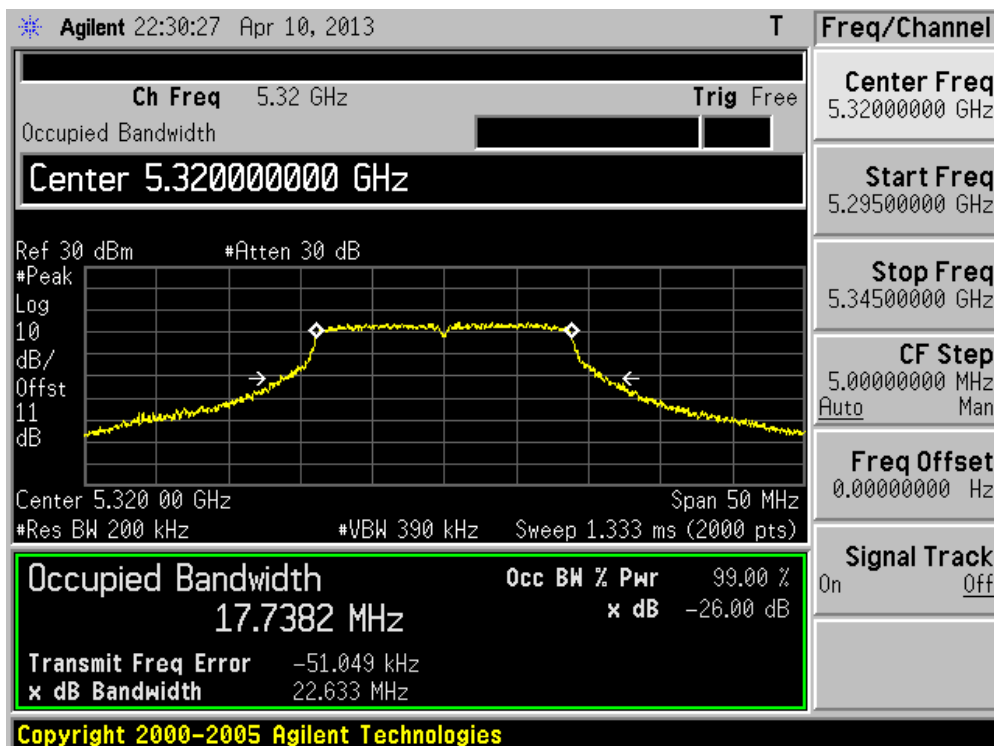
Channel 48 (5260MHz)



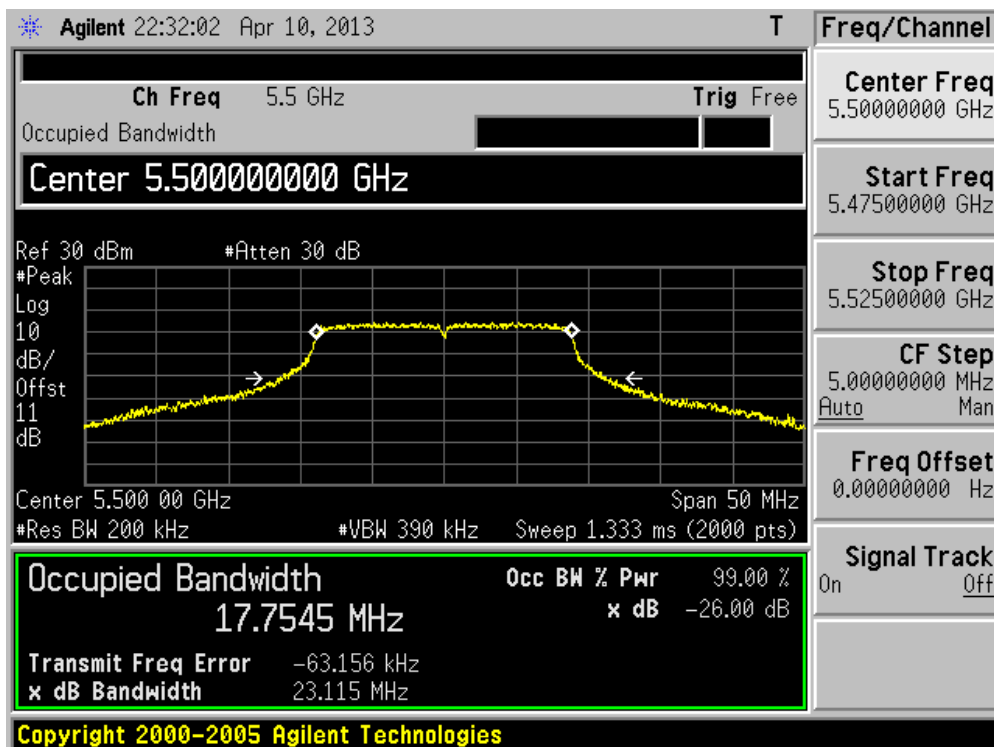
Channel 60 (5300MHz)



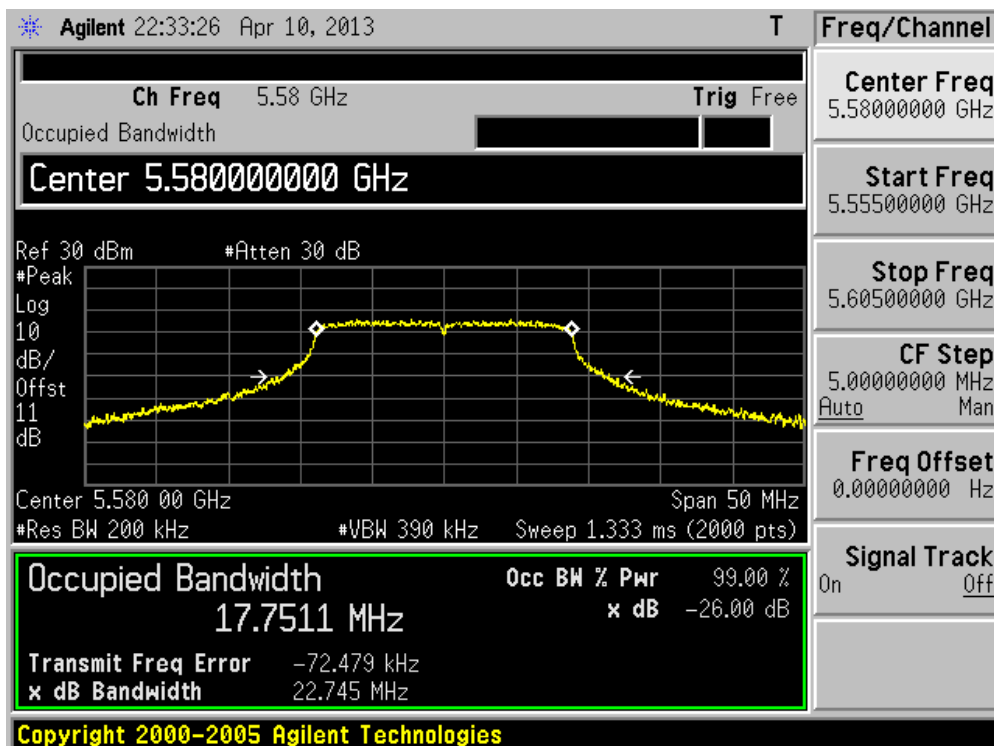
Channel 64 (5320MHz)



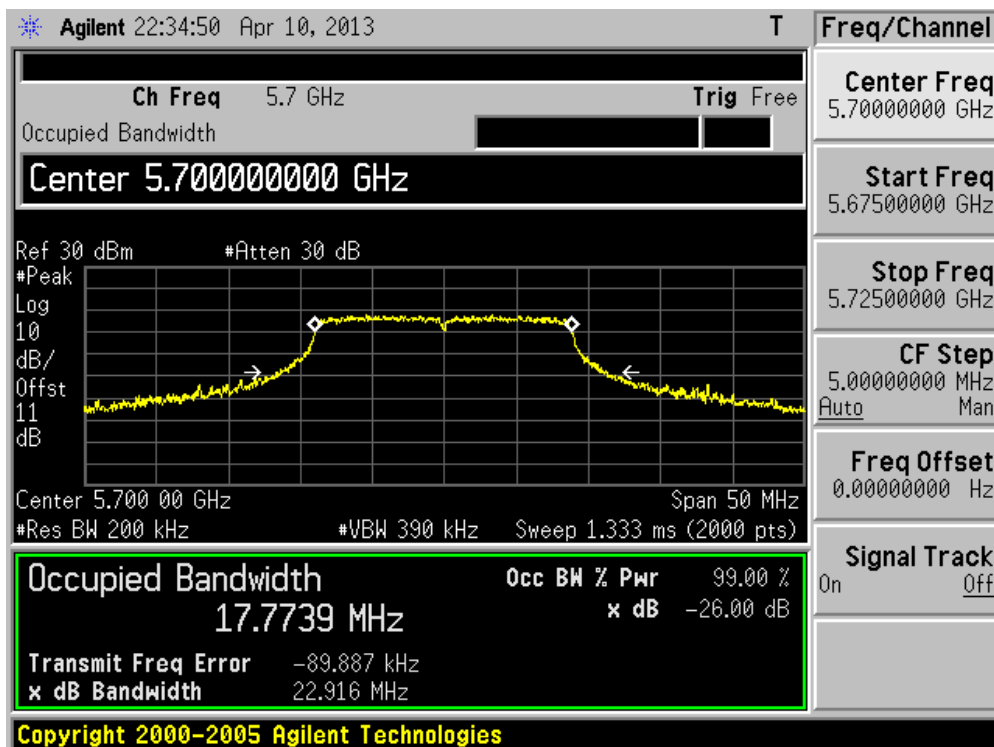
Channel 100 (5500MHz)



Channel 116 (5580MHz)



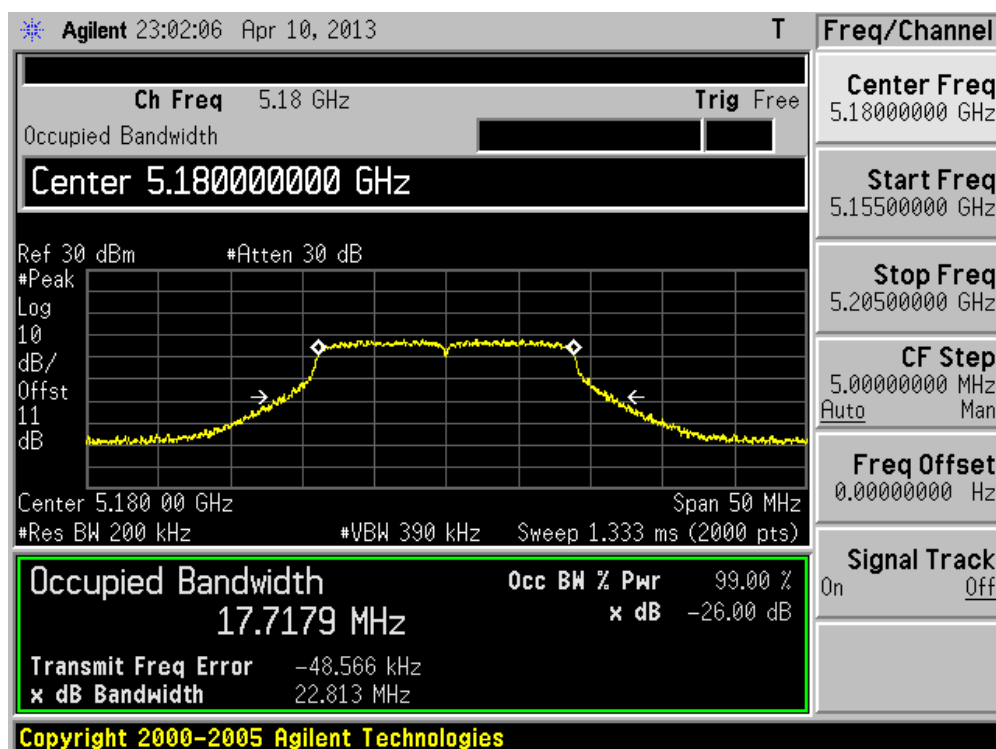
Channel 140 (5700MHz)



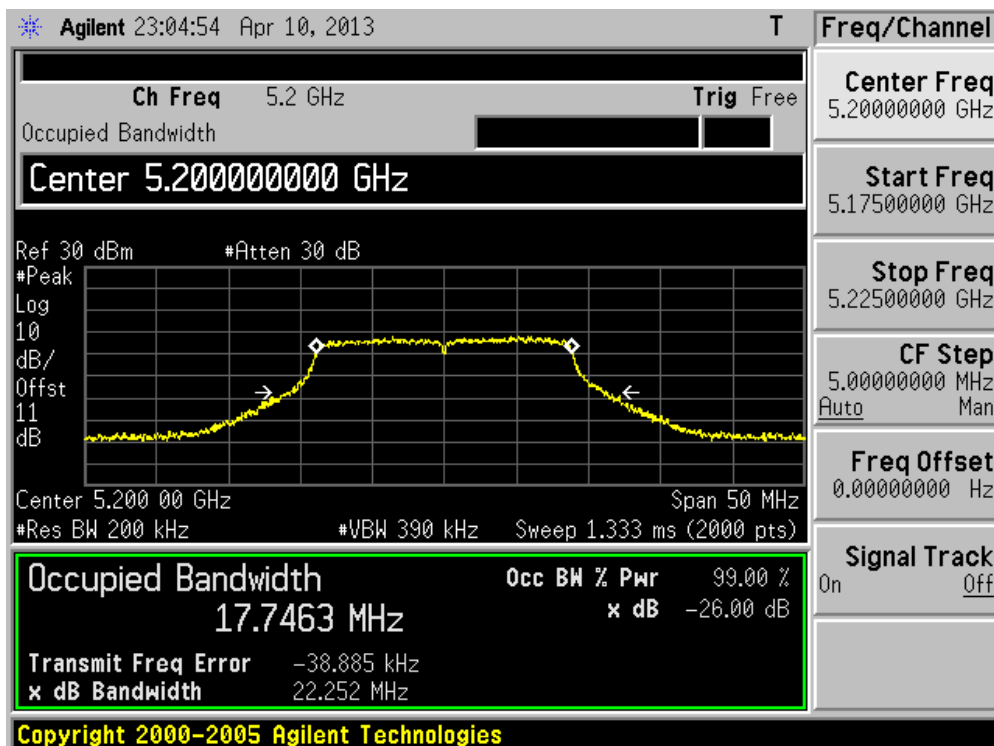
Product	:	WIRELESS-ABGN 3X3 NETWORK MINI PCIE ADAPTER
Test Item	:	Occupied Bandwidth
Test Site	:	TR-8
Test Mode	:	Mode 2: Transmit by 802.11n(20MHz) (Chain 2)

Channel No.	Frequency (MHz)	26dB Occupied Bandwidth (MHz)	99% Occupied Bandwidth (MHz)
36	5180	22.81	17.72
40	5200	22.25	17.75
48	5240	22.61	17.73
52	5260	22.52	17.74
60	5300	22.23	17.70
64	5320	22.44	17.74
100	5500	22.76	17.75
116	5580	22.43	17.73
140	5700	23.01	17.71

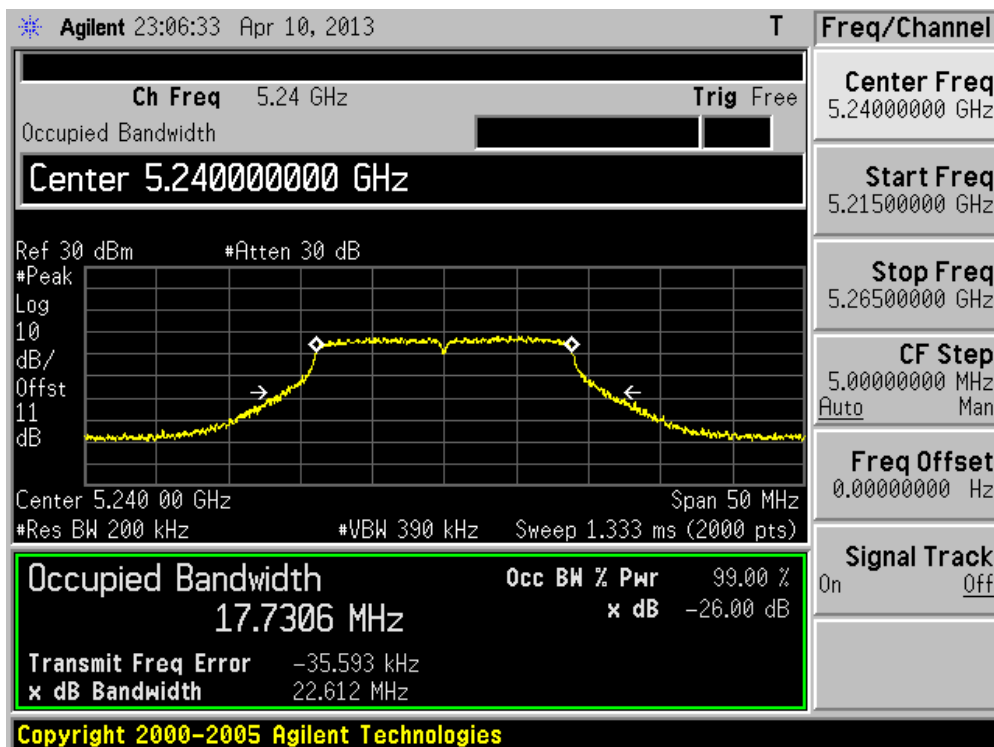
Channel 36 (5180MHz)



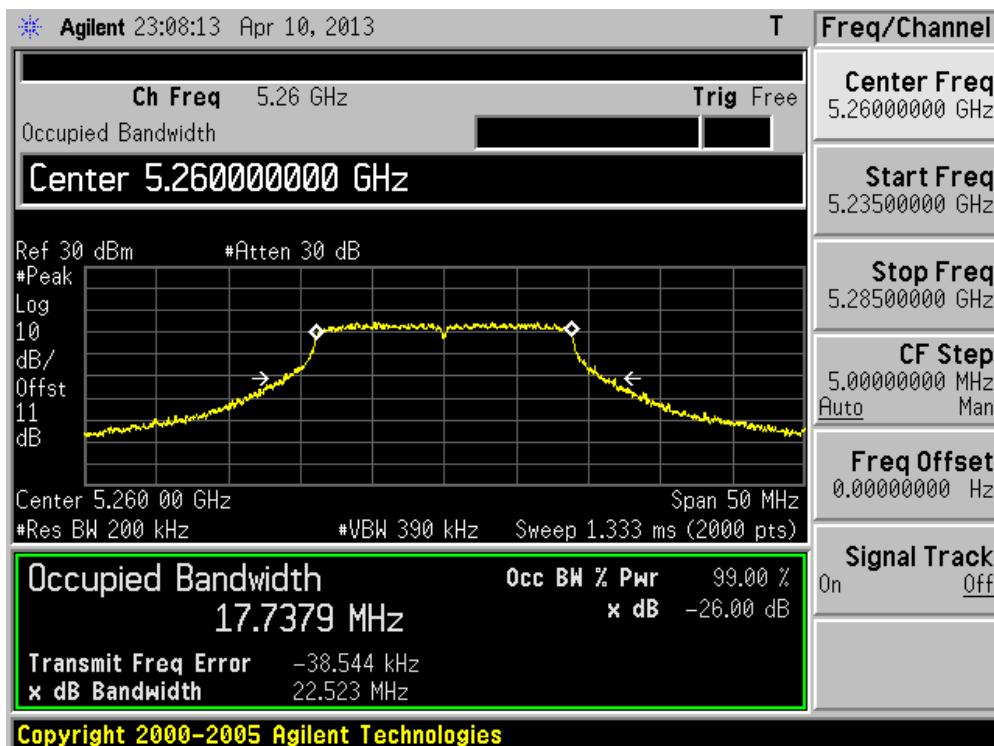
Channel 40 (5200MHz)



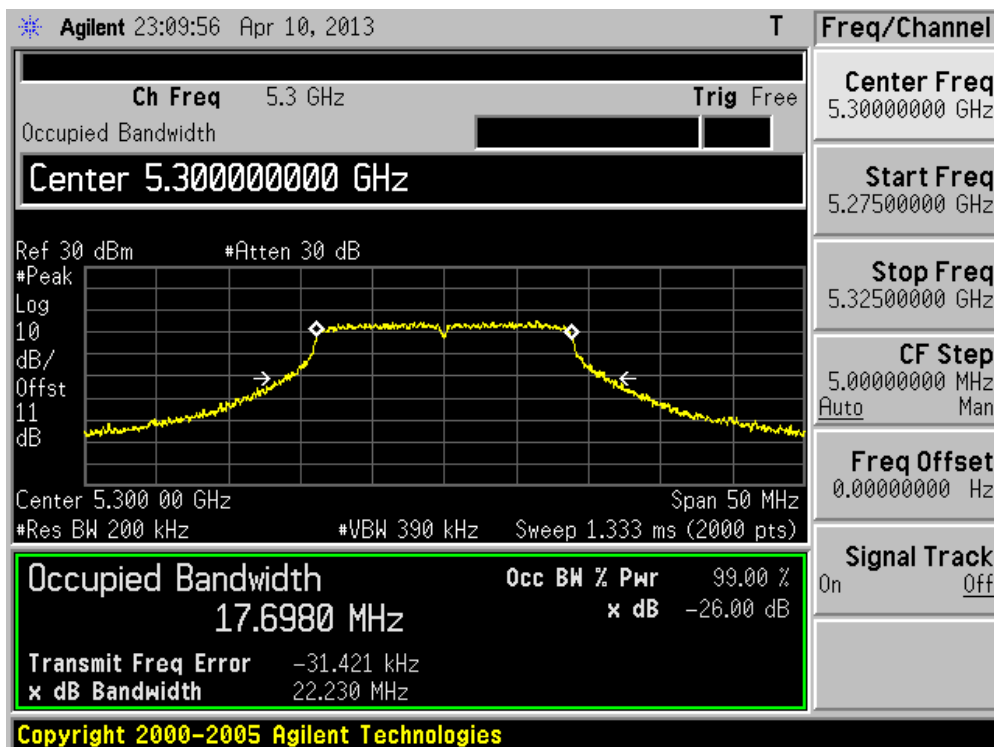
Channel 48 (5240MHz)



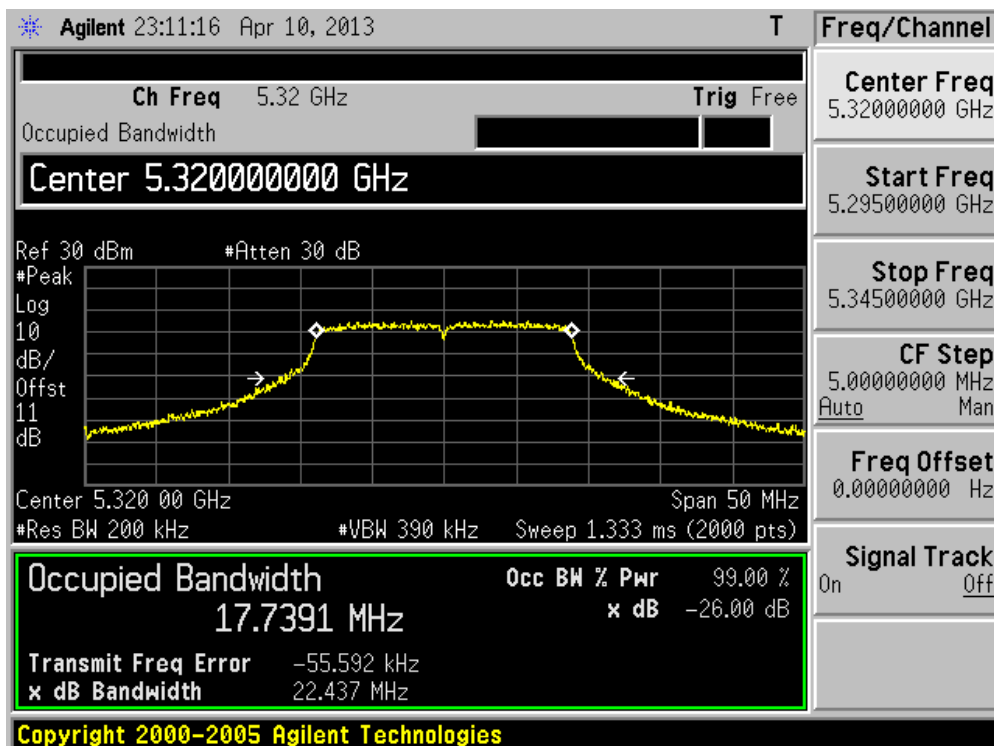
Channel 48 (5260MHz)



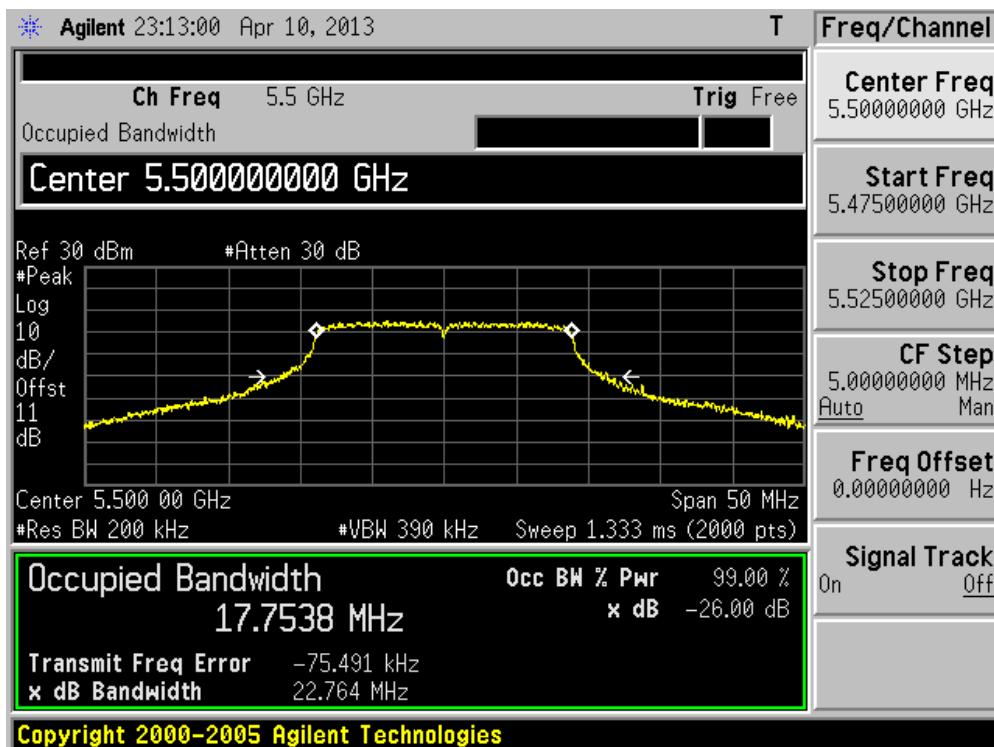
Channel 60 (5300MHz)



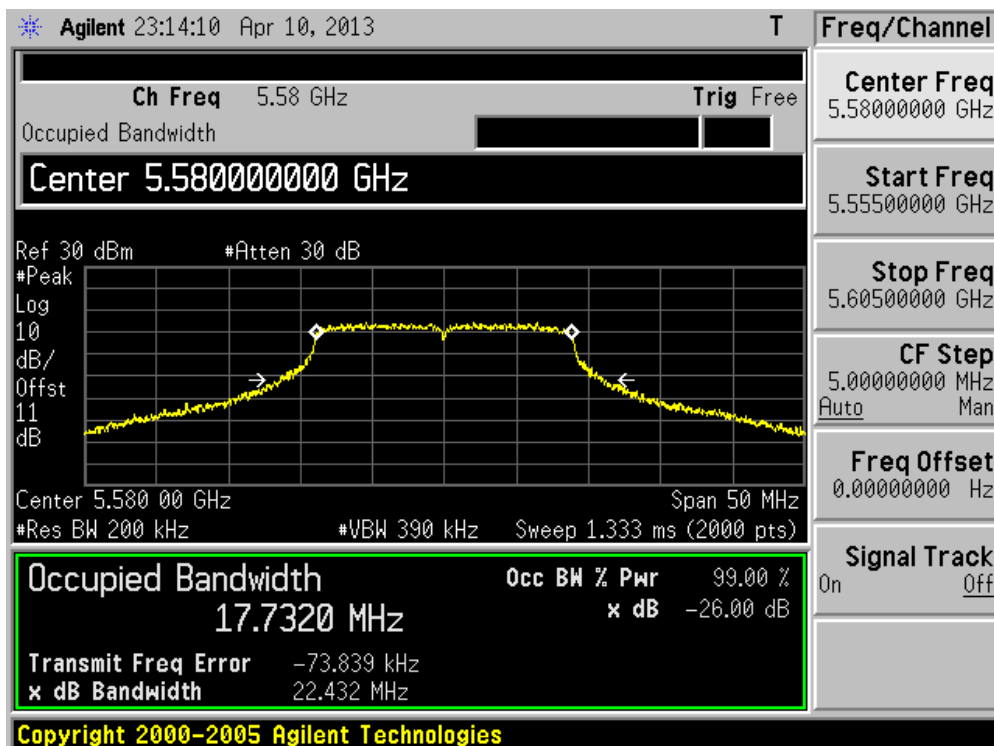
Channel 64 (5320MHz)



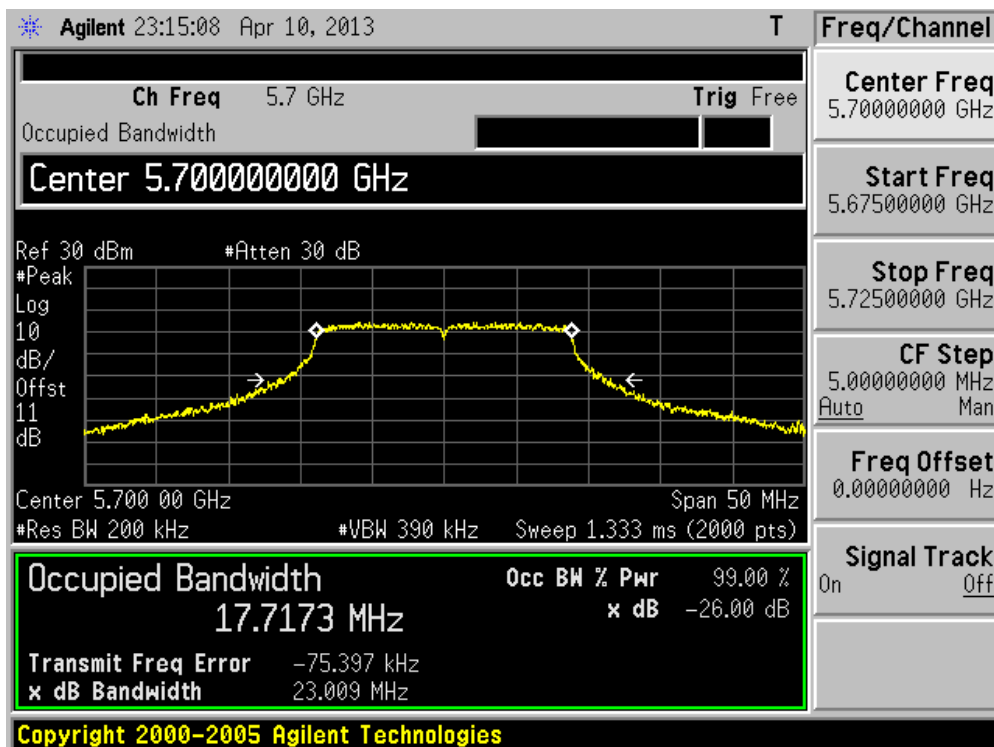
Channel 100 (5500MHz)



Channel 116 (5580MHz)



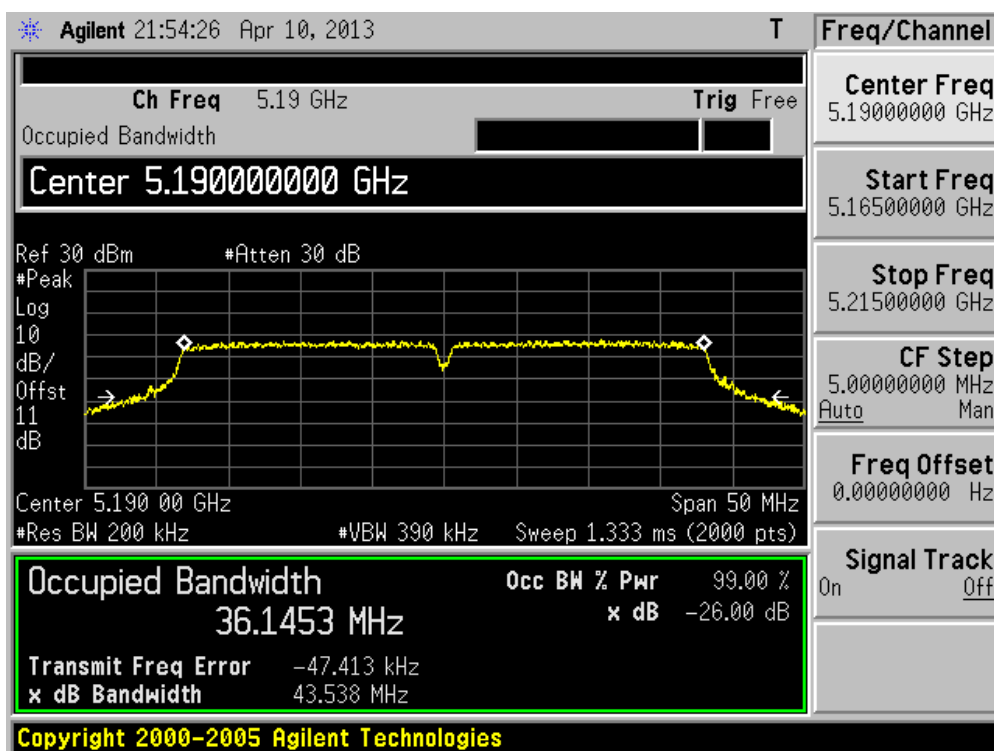
Channel 140 (5700MHz)



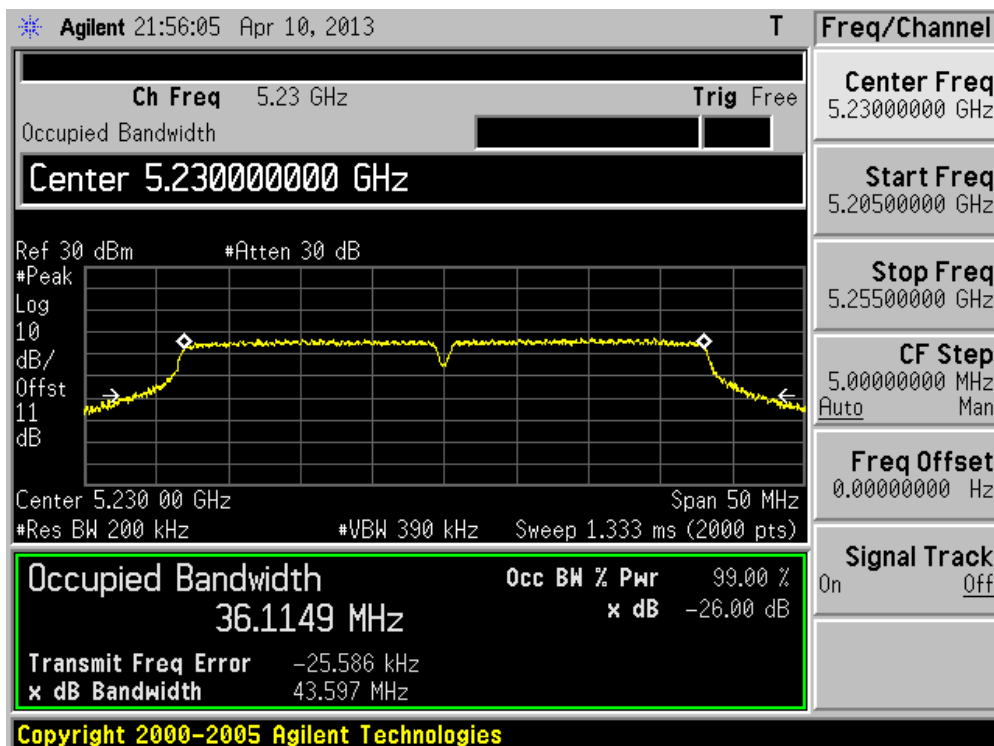
Product	:	WIRELESS-ABGN 3X3 NETWORK MINI PCIE ADAPTER
Test Item	:	Occupied Bandwidth
Test Site	:	TR-8
Test Mode	:	Mode 3: Transmit by 802.11n (40MHz) (Chain 0)

Channel No.	Frequency (MHz)	26dB Occupied Bandwidth (MHz)	99% Occupied Bandwidth (MHz)
38	5190	43.54	36.15
46	5230	43.60	36.11
54	5270	43.50	36.15
62	5310	43.41	36.13
102	5510	43.49	36.16
110	5550	43.79	36.11

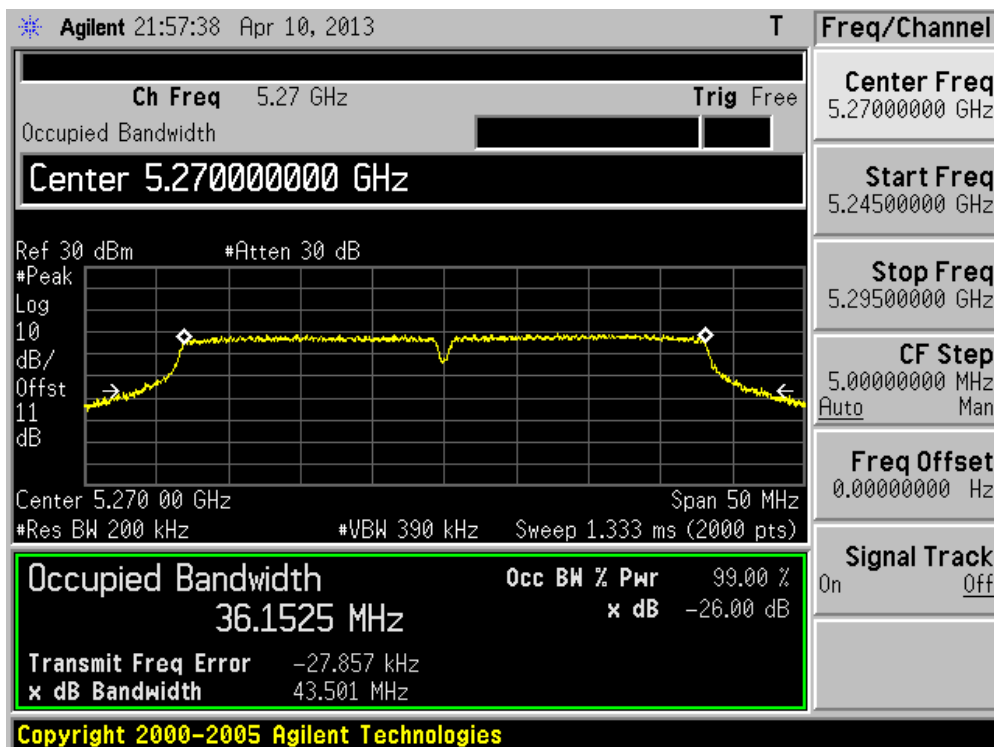
Channel 38 (5190MHz)



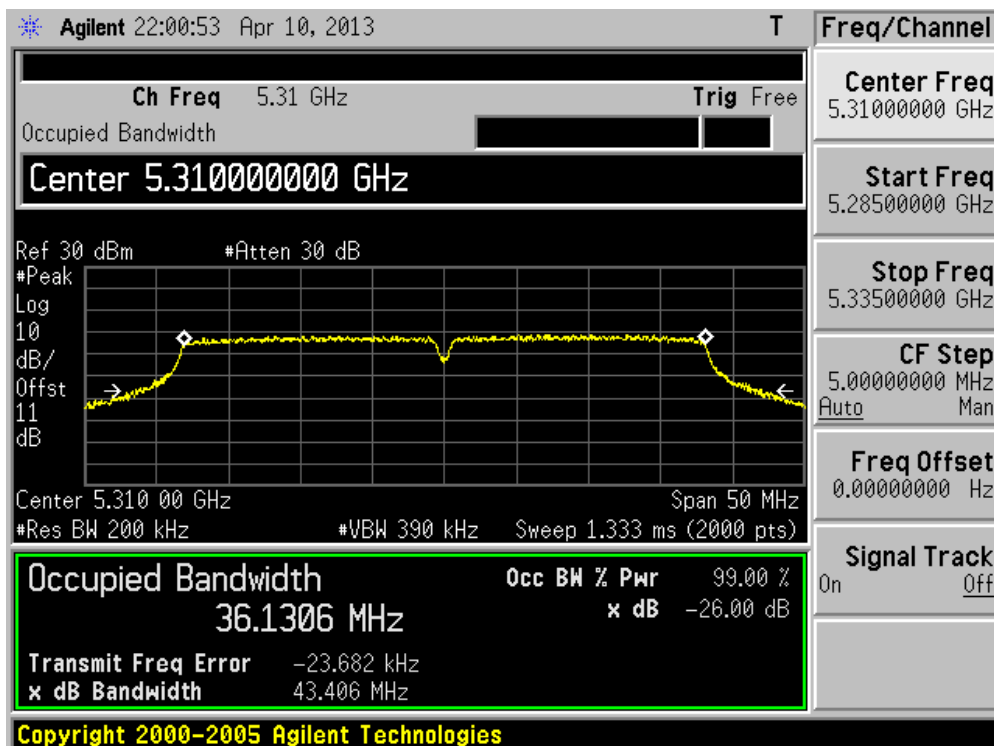
Channel 46 (5230MHz)



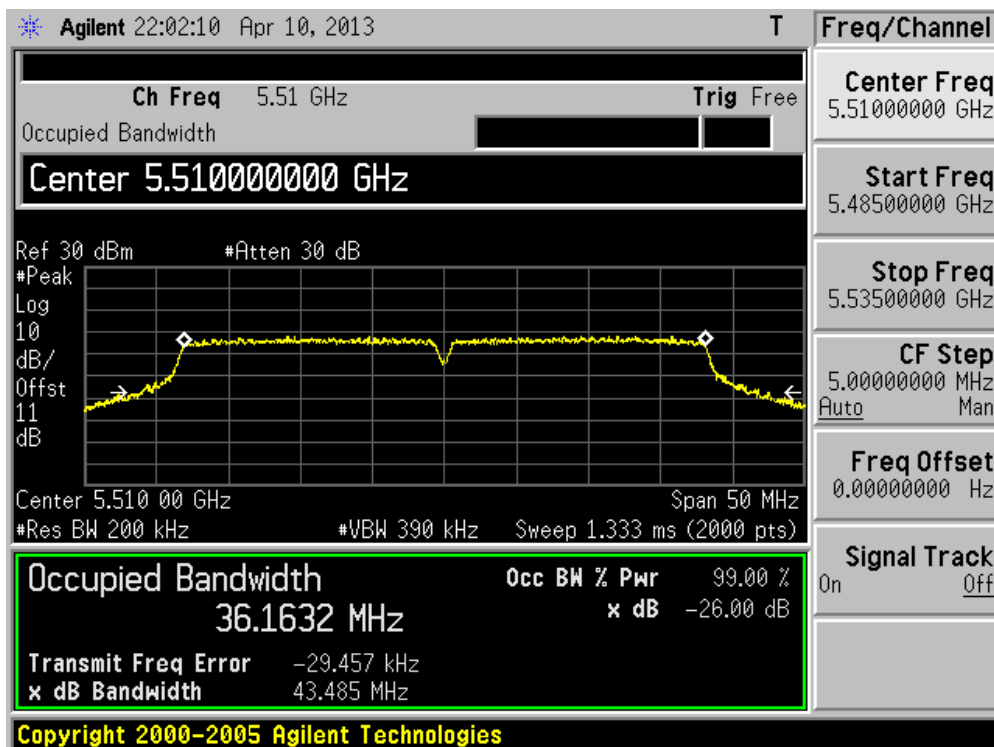
Channel 54 (5270MHz)



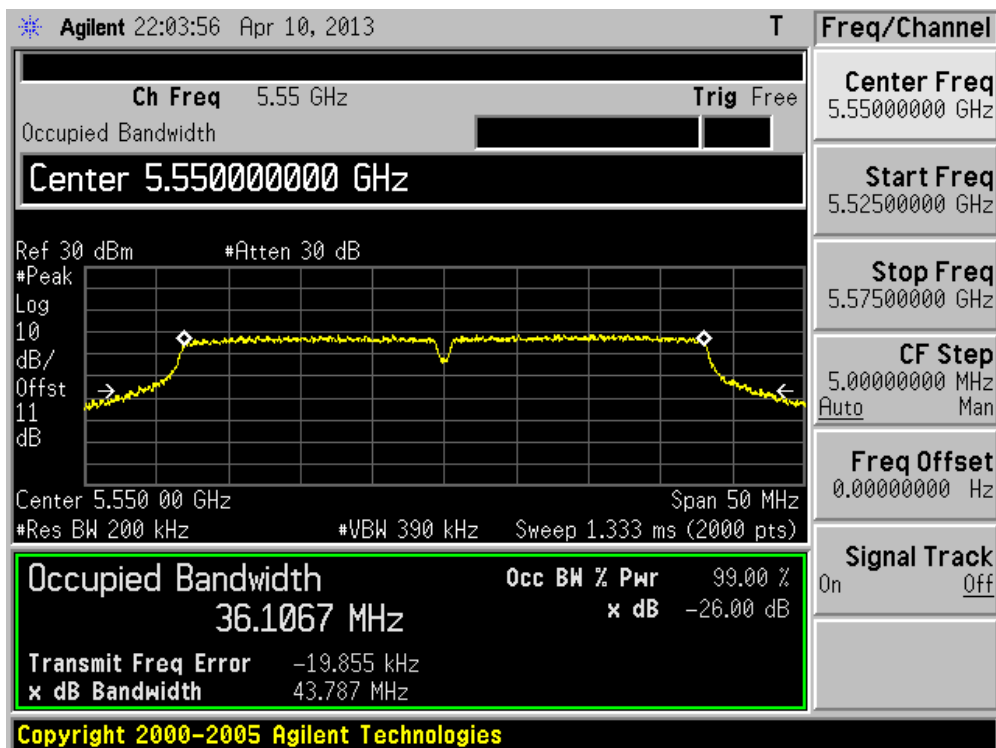
Channel 62 (5310MHz)



Channel 102 (5510MHz)



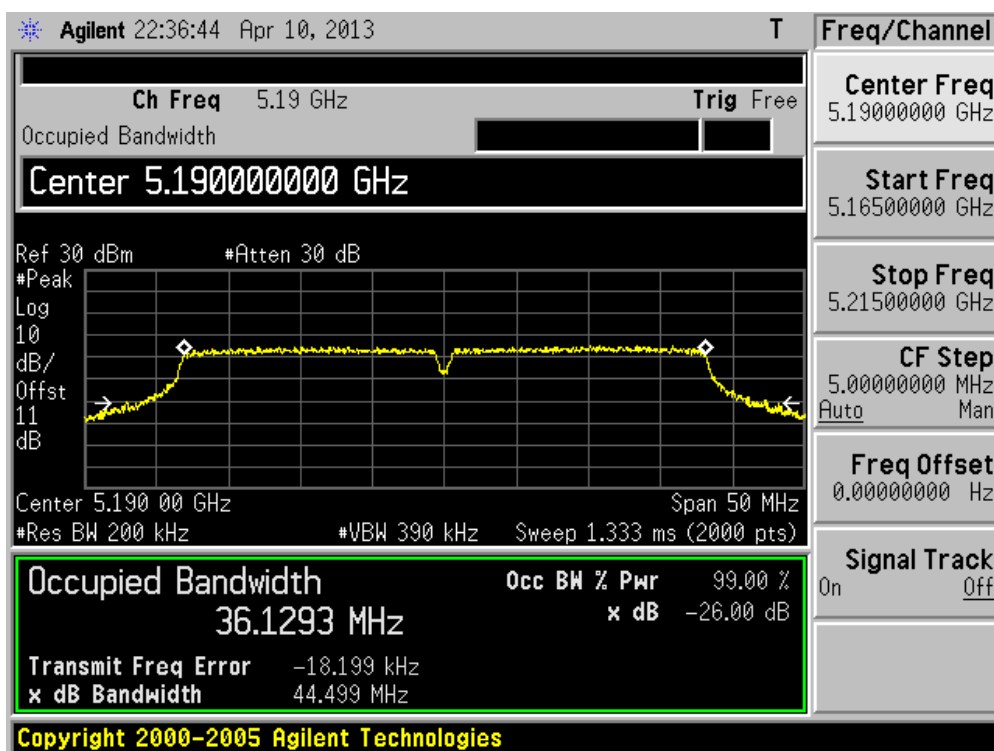
Channel 110 (5550MHz)



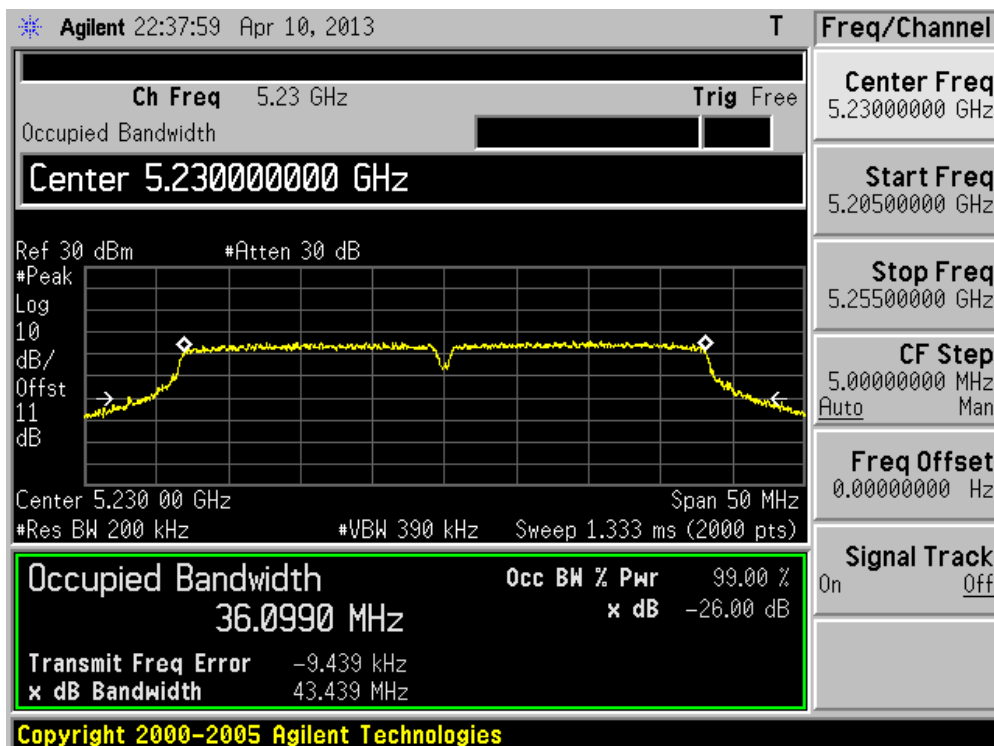
Product	:	WIRELESS-ABGN 3X3 NETWORK MINI PCIE ADAPTER
Test Item	:	Occupied Bandwidth
Test Site	:	TR-8
Test Mode	:	Mode 3: Transmit by 802.11n (40MHz) (Chain 1)

Channel No.	Frequency (MHz)	26dB Occupied Bandwidth (MHz)	99% Occupied Bandwidth (MHz)
38	5190	44.50	36.13
46	5230	43.44	36.10
54	5270	44.23	36.14
62	5310	42.86	36.12
102	5510	44.13	36.14
110	5550	44.19	36.12

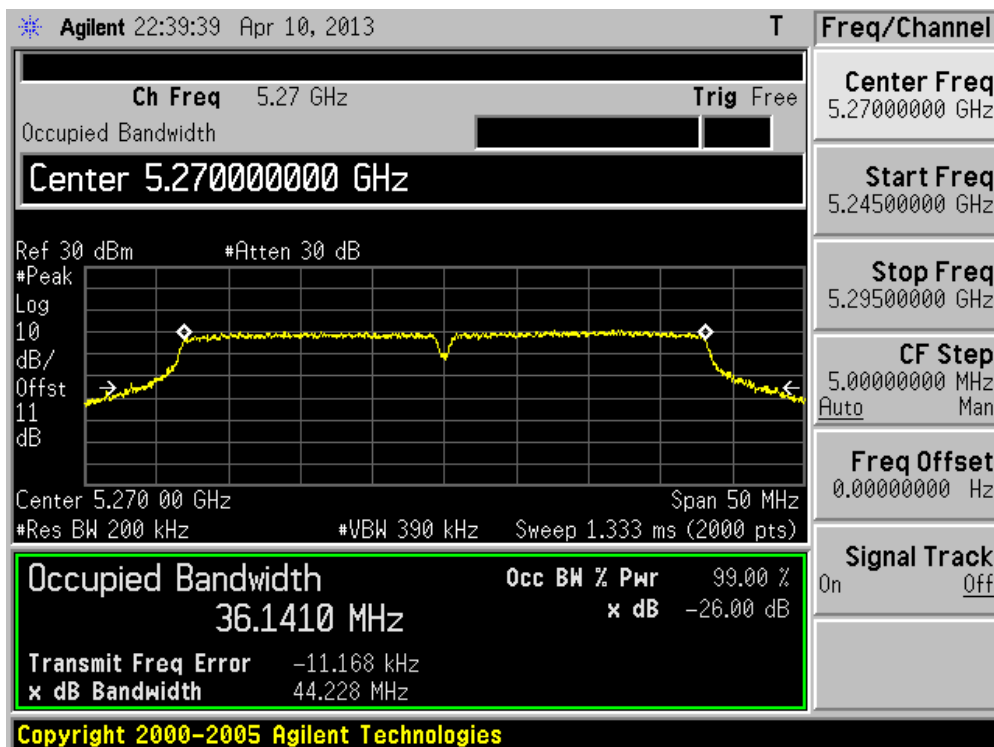
Channel 38 (5190MHz)



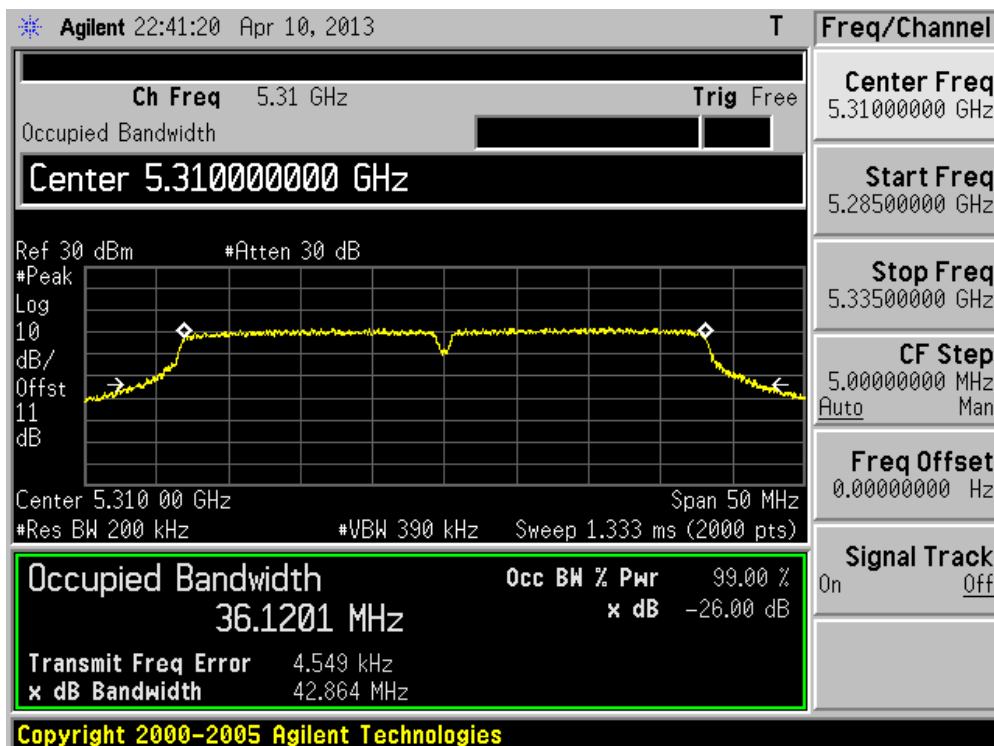
Channel 46 (5230MHz)



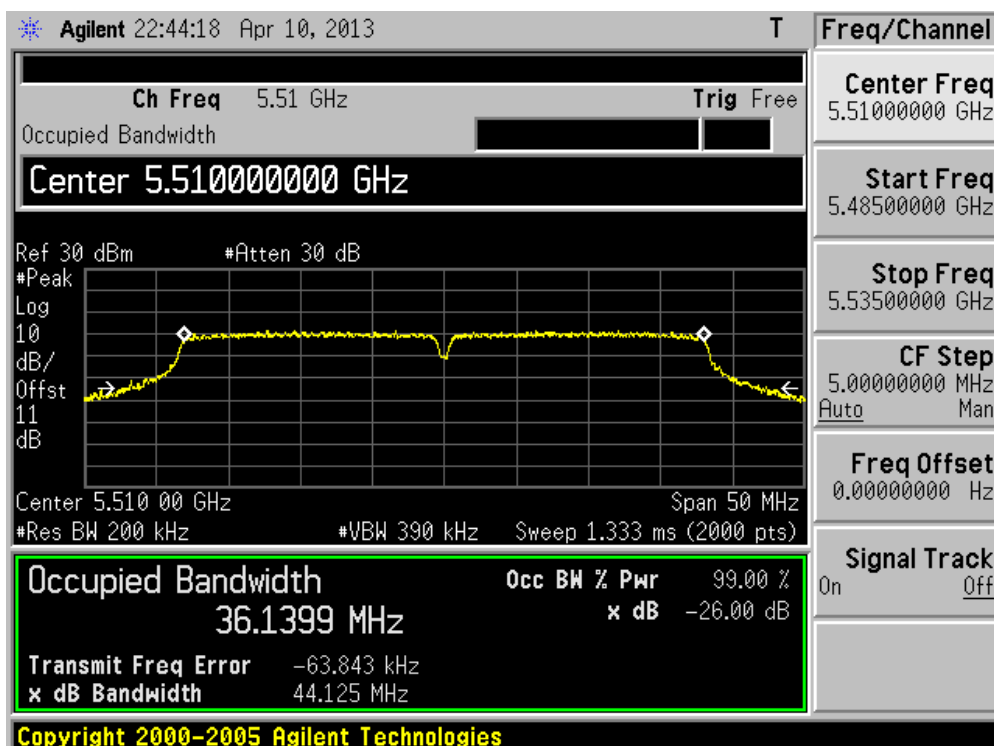
Channel 54 (5270MHz)



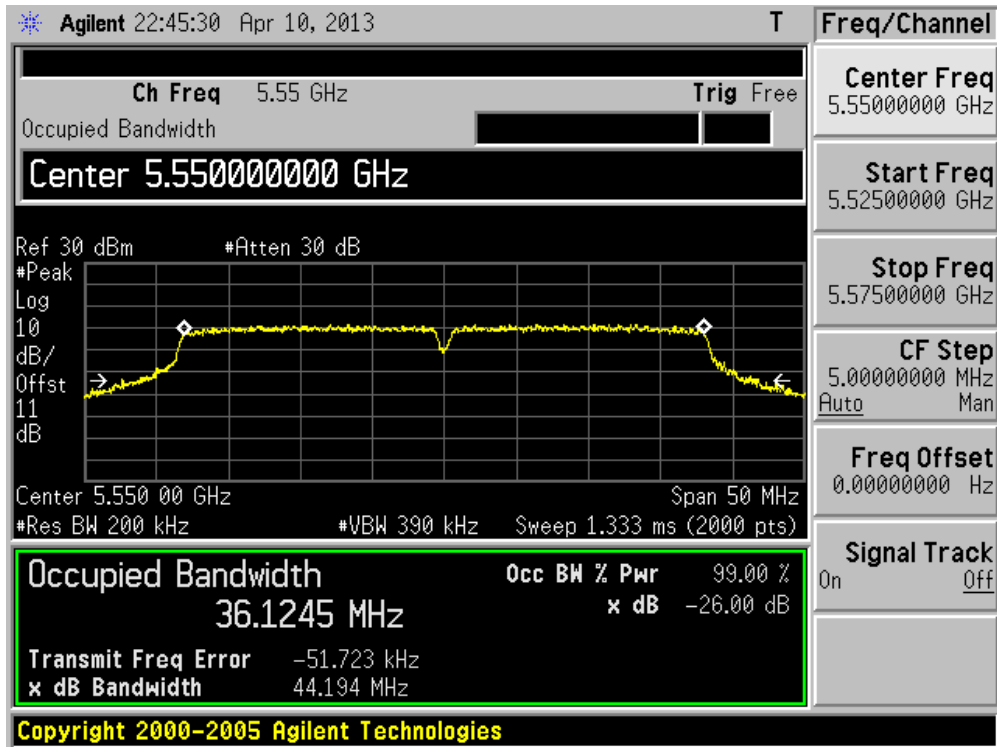
Channel 62 (5310MHz)



Channel 102 (5510MHz)



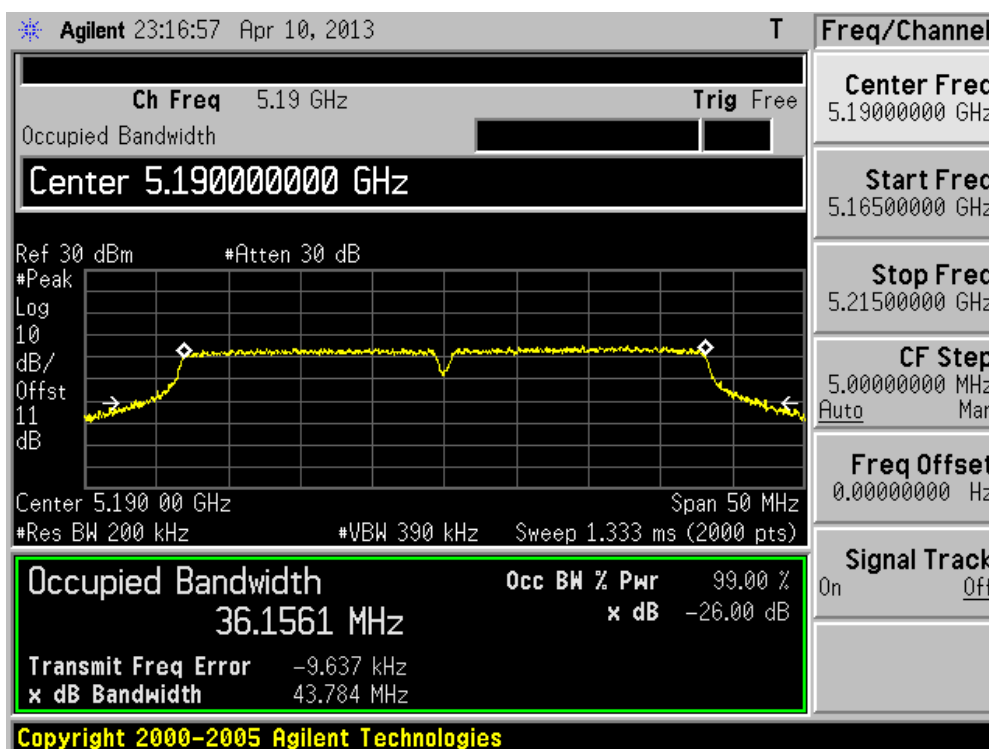
Channel 110 (5550MHz)



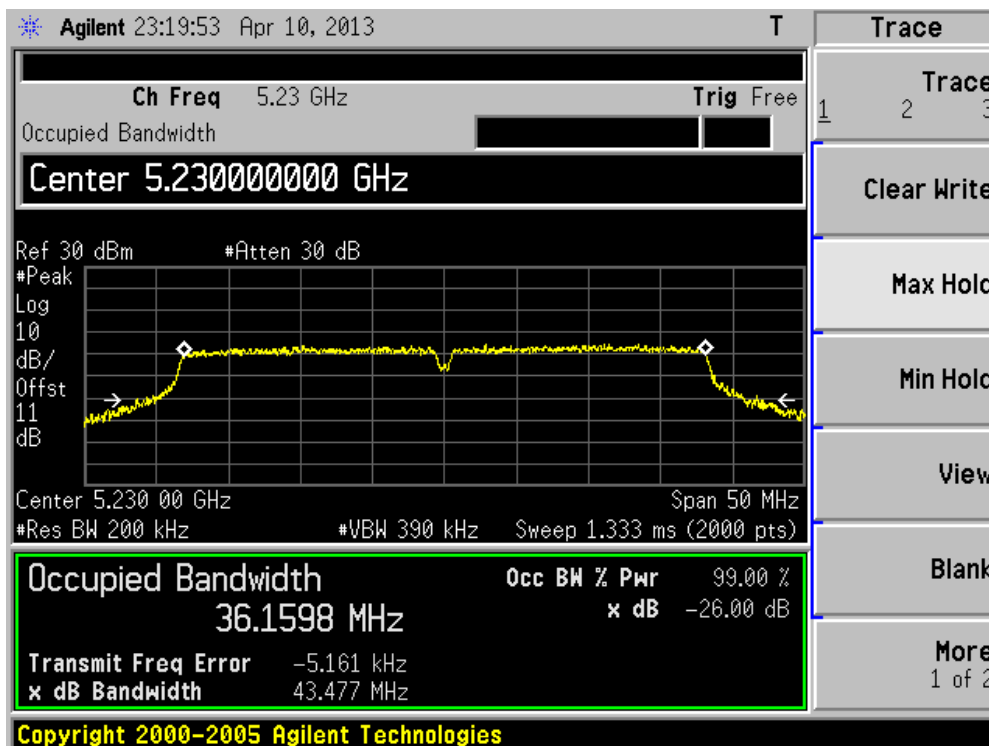
Product	:	WIRELESS-ABGN 3X3 NETWORK MINI PCIE ADAPTER
Test Item	:	Occupied Bandwidth
Test Site	:	TR-8
Test Mode	:	Mode 3: Transmit by 802.11n (40MHz) (Chain 2)

Channel No.	Frequency (MHz)	26dB Occupied Bandwidth (MHz)	99% Occupied Bandwidth (MHz)
38	5190	43.78	36.16
46	5230	43.48	36.16
54	5270	42.94	36.16
62	5310	44.67	36.12
102	5510	43.91	36.17
110	5550	43.91	36.15

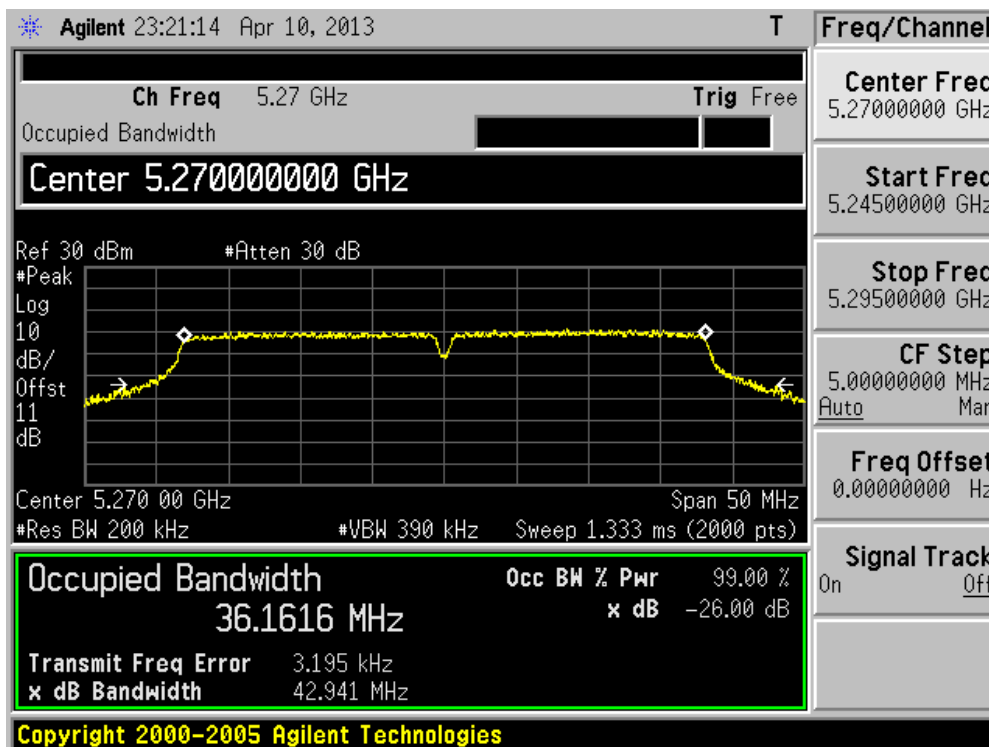
Channel 38 (5190MHz)



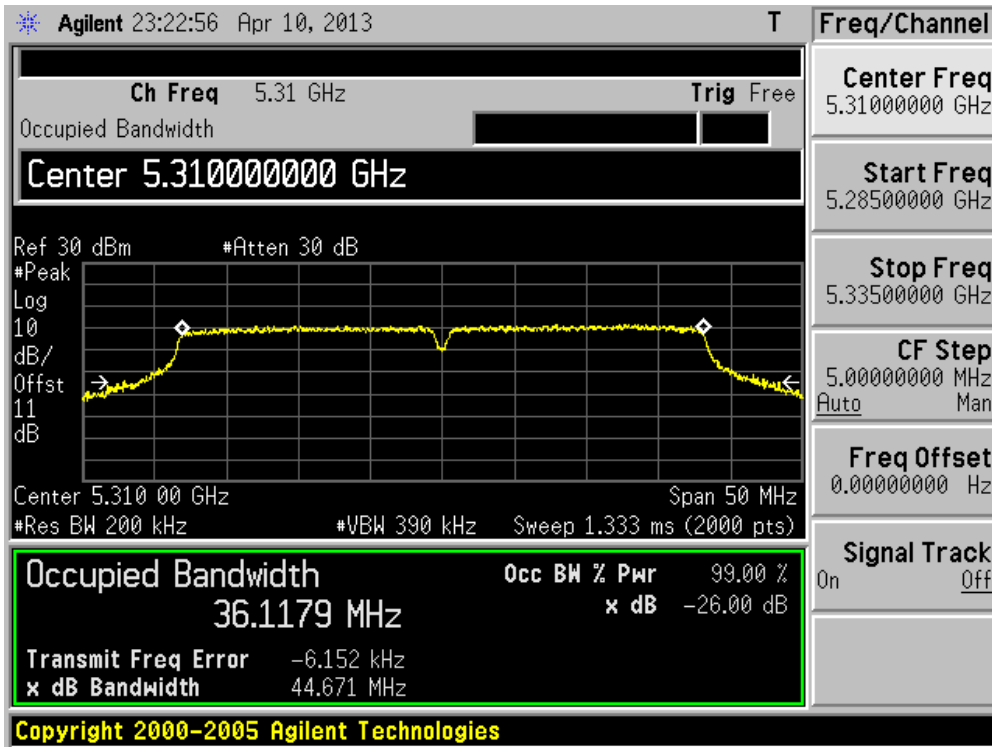
Channel 46 (5230MHz)



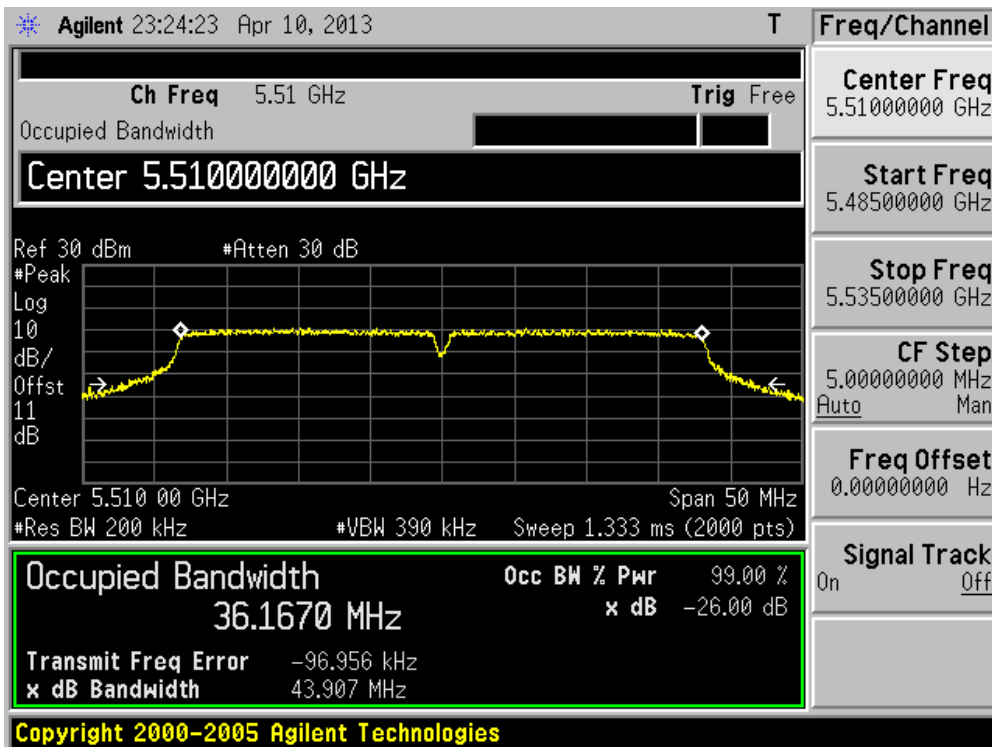
Channel 54 (5270MHz)



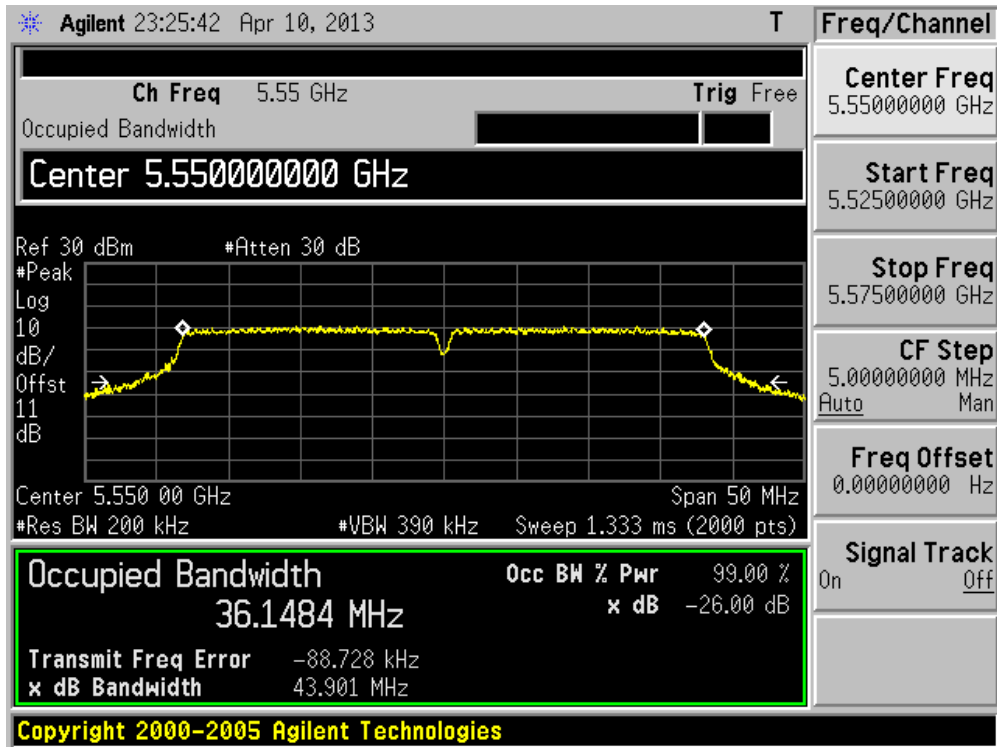
Channel 62 (5310MHz)



Channel 102 (5510MHz)



Channel 110 (5550MHz)



7. Power Output

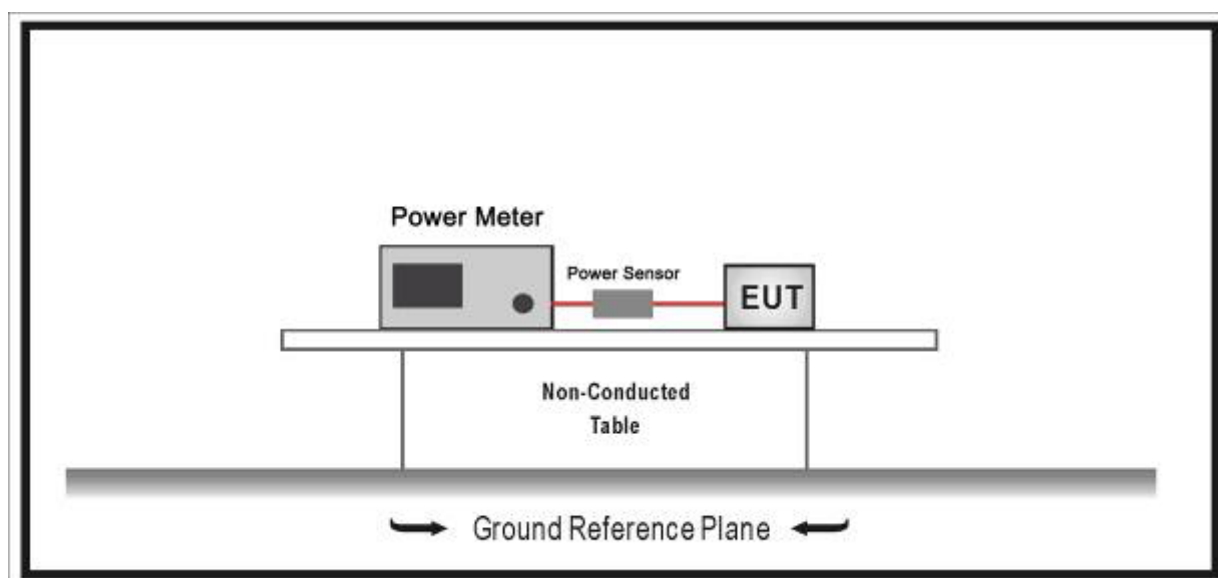
7.1. Test Equipment

Power Output / TR-8

Instrument	Manufacturer	Type No.	Serial No.	Cal. Date
Spectrum Analyzer	Agilent	E4446A	MY45300103	2014.01.21
Temperature/Humidity Meter	zhicheng	ZC1-2	TR8-TH	2014.05.07

Note: All equipments are calibrated with traceable calibrations. Each calibration is traceable to the national or international standards.

7.2. Test Setup



7.3. Limit

- For the band 5.15-5.25 GHz, the maximum conducted output power over the frequency band of operation shall not exceed the lesser of 50 mW or $4 \text{ dBm} + 10\log B$, where B is the 26 dB emission bandwidth in MHz. If transmitting antenna of directional gain greater than 6 dBi are used, the maximum conducted output power shall be reduced by the amount in dB that directional gain of the antenna exceeds 6 dBi.
- For the band 5.25-5.35 GHz and 5.47-5.725 GHz bands, the maximum conducted output power over the frequency bands of operation shall not exceed the lesser of 250 mW or $11 \text{ dBm} + 10\log B$, where B is the 26 dB emission bandwidth in megahertz. If transmitting antenna of directional gain greater than 6 dBi are used, the maximum conducted output power shall be reduced by the amount in dB that directional gain of the antenna exceeds 6

dBi.

- For the band 5.725-5.825 GHz, the maximum conducted output power over the frequency band of operation shall not exceed the lesser of 1 W or $17 \text{ dBm} + 10 \log B$, where B is the 26 dB emission bandwidth in MHz. If transmitting antenna of directional gain greater than 6 dBi are used, the maximum conducted output power shall be reduced by the amount in dB that directional gain of the antenna exceeds 6 dBi. However, fixed point-to-point U-NII devices operating in this band may employ transmitting antenna with directional gain up to 23 dBi without any corresponding reduction in the transmitter peak output power. For fixed, point-to-point U-NII transmitters that employ a directional antenna gain greater than 23 dBi, a 1 dB reduction in peak transmitter power for each 1 dB of antenna gain in excess of 23 dBi would be required.

7.4. Test Procedure

The EUT was tested according to KDB 789033 for compliance to FCC 47CFR 15.407 requirements.

Use the wideband power meter to test RMS power and record the result.

7.5. Uncertainty

The measurement uncertainty is defined as $\pm 1.27 \text{ dB}$

7.6. Test Result

Power output test was verified over all data rates of each mode shown as below, and then choose the maximum power output (blue marker) for final test of each channel.

MCS Index for 802.11n	Spatial Streams	Data Rate (Mbps)				
		802.11a	20MHz Bandwidth		40MHz Bandwidth	
			800ns GI	400ns GI	800ns GI	400ns GI
0	1	6	6.5	7.2	13.5	15.0
1	1	9	13.0	14.4	27.0	30.0
2	1	12	19.5	21.7	40.5	45.0
3	1	18	26.0	28.9	54.0	60.0
4	1	24	39.0	43.3	81.0	90.0
5	1	36	52.0	57.8	108.0	120.0
6	1	48	58.5	65.0	121.5	135.0
7	1	54	65.0	72.2	135.0	150.0
8	2	---	13.0	14.4	27.0	30.0
9	2	---	26.0	28.9	54.0	60.0
10	2	---	39.0	43.3	81.0	90.0
11	2	---	52.0	57.8	108.0	120.0
12	2	---	78.0	86.7	162.0	180.0
13	2	---	104.0	115.6	216.0	240.0
14	2	---	117.0	130.0	243.0	270.0
15	2	---	130.0	144.0	270.0	300.0
16	3	---	19.5	21.7	40.5	45.0
17	3	---	39.0	43.3	81.0	90.0
18	3	---	58.5	65.0	121.5	135.0
19	3	---	78.0	86.7	162.0	180.0
20	3	---	117.0	130.0	243.0	270.0
21	3	---	156.0	173.3	324.0	360.0
22	3	---	175.5	195.0	364.5	405.0
23	3	---	195.0	216.7	405.0	450.0

Power output at various data rates:

Test Mode	Bandwidth	Frequency (MHz)	Channel	Data Rate	Peak Power (dBm)
802.11a(Chain 0)	20	5500	100	6	21.99
				24	20.87
				54	20.64
802.11n(Chain 0)	20	5500	100	HT0	21.97
				HT4	21.81
				HT7	20.63
802.11n(Chain 0)	40	5510	102	HT0	22.09
				HT4	21.24
				HT7	21.31

Product	: WIRELESS-ABGN 3X3 NETWORK MINI PCIE ADAPTER
Test Item	: Power Output
Test Site	: TR-8
Test Mode	: Mode 1: Transmit by 802.11a (Chain 0)

Channel No.	Frequency (MHz)	Measurement Power Output (dBm)			Total Power (dBm)	Limit (dBm)	Result
		Chain 0	Chain 1	Chain 2			
36	5180	16.38	N/A	N/A	16.38	17	Pass
40	5200	16.27	N/A	N/A	16.27	17	Pass
48	5240	15.81	N/A	N/A	15.81	17	Pass
52	5260	21.78	N/A	N/A	21.78	24	Pass
60	5300	21.89	N/A	N/A	21.89	24	Pass
64	5320	21.91	N/A	N/A	21.91	24	Pass
100	5500	21.99	N/A	N/A	21.99	24	Pass
116	5580	21.65	N/A	N/A	21.65	24	Pass
140	5700	22.06	N/A	N/A	22.06	24	Pass

Product	: WIRELESS-ABGN 3X3 NETWORK MINI PCIE ADAPTER
Test Item	: Power Output
Test Site	: TR-8
Test Mode	: Mode 1: Transmit by 802.11a (Chain 1)

Channel No.	Frequency (MHz)	Measurement Power Output (dBm)			Total Power (dBm)	Limit (dBm)	Result
		Chain 0	Chain 1	Chain 2			
36	5180	N/A	16.23	N/A	16.23	17	Pass
40	5200	N/A	16.14	N/A	16.14	17	Pass
48	5240	N/A	16.13	N/A	16.13	17	Pass
52	5260	N/A	21.67	N/A	21.67	24	Pass
60	5300	N/A	21.97	N/A	21.97	24	Pass
64	5320	N/A	21.49	N/A	21.49	24	Pass
100	5500	N/A	21.77	N/A	21.77	24	Pass
116	5580	N/A	21.74	N/A	21.74	24	Pass
140	5700	N/A	21.84	N/A	21.84	24	Pass

Product	: WIRELESS-ABGN 3X3 NETWORK MINI PCIE ADAPTER
Test Item	: Power Output
Test Site	: TR-8
Test Mode	: Mode 1: Transmit by 802.11a (Chain 2)

Channel No.	Frequency (MHz)	Measurement Power Output (dBm)			Total Power (dBm)	Limit (dBm)	Result
		Chain 0	Chain 1	Chain 2			
36	5180	N/A	N/A	16.13	16.13	17	Pass
40	5200	N/A	N/A	16.17	16.17	17	Pass
48	5240	N/A	N/A	16.24	16.24	17	Pass
52	5260	N/A	N/A	21.89	21.89	24	Pass
60	5300	N/A	N/A	21.94	21.94	24	Pass
64	5320	N/A	N/A	21.76	21.76	24	Pass
100	5500	N/A	N/A	21.99	21.99	24	Pass
116	5580	N/A	N/A	21.84	21.84	24	Pass
140	5700	N/A	N/A	21.87	21.87	24	Pass

Product	: WIRELESS-ABGN 3X3 NETWORK MINI PCIE ADAPTER
Test Item	: Power Output
Test Site	: TR-8
Test Mode	: Mode 2: Transmit by 802.11n(20MHz) (Chain 0)

Channel No.	Frequency (MHz)	Measurement Power Output (dBm)			Total Power (dBm)	Limit (dBm)	Result
		Chain 0	Chain 1	Chain 2			
36	5180	16.45	N/A	N/A	16.45	17	Pass
40	5200	16.24	N/A	N/A	16.24	17	Pass
48	5240	16.32	N/A	N/A	16.32	17	Pass
52	5260	22.12	N/A	N/A	22.12	24	Pass
60	5300	22.13	N/A	N/A	22.13	24	Pass
64	5320	22.07	N/A	N/A	22.07	24	Pass
100	5500	21.97	N/A	N/A	21.97	24	Pass
116	5580	22.03	N/A	N/A	22.03	24	Pass
140	5700	22.28	N/A	N/A	22.28	24	Pass

Product	: WIRELESS-ABGN 3X3 NETWORK MINI PCIE ADAPTER
Test Item	: Power Output
Test Site	: TR-8
Test Mode	: Mode 2: Transmit by 802.11n(20MHz) (Chain 1)

Channel No.	Frequency (MHz)	Measurement Power Output (dBm)			Total Power (dBm)	Limit (dBm)	Result
		Chain 0	Chain 1	Chain 2			
36	5180	N/A	16.18	N/A	16.18	17	Pass
40	5200	N/A	16.11	N/A	16.11	17	Pass
48	5240	N/A	16.07	N/A	16.07	17	Pass
52	5260	N/A	21.98	N/A	21.98	24	Pass
60	5300	N/A	21.93	N/A	21.93	24	Pass
64	5320	N/A	21.97	N/A	21.97	24	Pass
100	5500	N/A	21.75	N/A	21.75	24	Pass
116	5580	N/A	21.96	N/A	21.96	24	Pass
140	5700	N/A	21.89	N/A	21.89	24	Pass

Product	: WIRELESS-ABGN 3X3 NETWORK MINI PCIE ADAPTER
Test Item	: Power Output
Test Site	: TR-8
Test Mode	: Mode 2: Transmit by 802.11n(20MHz) (Chain 2)

Channel No.	Frequency (MHz)	Measurement Power Output (dBm)			Total Power (dBm)	Limit (dBm)	Result
		Chain 0	Chain 1	Chain 2			
36	5180	N/A	N/A	16.17	16.17	17	Pass
40	5200	N/A	N/A	16.24	16.24	17	Pass
48	5240	N/A	N/A	16.12	16.12	17	Pass
52	5260	N/A	N/A	21.21	21.21	24	Pass
60	5300	N/A	N/A	21.76	21.76	24	Pass
64	5320	N/A	N/A	21.54	21.54	24	Pass
100	5500	N/A	N/A	22.11	22.11	24	Pass
116	5580	N/A	N/A	21.93	21.93	24	Pass
140	5700	N/A	N/A	21.96	21.96	24	Pass

Product	: WIRELESS-ABGN 3X3 NETWORK MINI PCIE ADAPTER
Test Item	: Power Output
Test Site	: TR-8
Test Mode	: Mode 2: Transmit by 802.11n(20MHz) (Chain 0+1)

Channel No.	Frequency (MHz)	Measurement Power Output (dBm)			Total Power (dBm)	Limit (dBm)	Result
		Chain 0	Chain 1	Chain 2			
36	5180	13.27	13.26	N/A	16.28	17	Pass
40	5200	13.12	13.14	N/A	16.14	17	Pass
48	5240	13.11	13.37	N/A	16.25	17	Pass
52	5260	19.34	19.13	N/A	22.25	24	Pass
60	5300	19.28	19.17	N/A	22.24	24	Pass
64	5320	19.12	19.18	N/A	22.16	24	Pass
100	5500	19.11	19.24	N/A	22.19	24	Pass
116	5580	19.14	19.16	N/A	22.16	24	Pass
140	5700	19.22	19.21	N/A	22.23	24	Pass

Product	: WIRELESS-ABGN 3X3 NETWORK MINI PCIE ADAPTER
Test Item	: Power Output
Test Site	: TR-8
Test Mode	: Mode 2: Transmit by 802.11n(20MHz) (Chain 0+1+2)

Channel No.	Frequency (MHz)	Measurement Power Output (dBm)			Total Power (dBm)	Limit (dBm)	Result
		Chain 0	Chain 1	Chain 2			
36	5180	11.92	11.78	11.84	16.62	17	Pass
40	5200	11.97	11.84	11.93	16.68	17	Pass
48	5240	11.93	11.92	11.94	16.70	17	Pass
52	5260	19.18	18.82	19.15	23.82	24	Pass
60	5300	19.02	18.87	19.07	23.76	24	Pass
64	5320	19.14	19.15	19.04	23.88	24	Pass
100	5500	19.13	19.04	19.07	23.85	24	Pass
116	5580	19.11	19.07	19.01	23.83	24	Pass
140	5700	19.12	19.03	19.04	23.83	24	Pass

Product	: WIRELESS-ABGN 3X3 NETWORK MINI PCIE ADAPTER
Test Item	: Power Output
Test Site	: TR-8
Test Mode	: Mode 3: Transmit by 802.11n(40MHz) (Chain 0)

Channel No.	Frequency (MHz)	Measurement Power Output (dBm)			Total Power (dBm)	Limit (dBm)	Result
		Chain 0	Chain 1	Chain 2			
38	5190	16.21	N/A	N/A	16.21	17	Pass
46	5230	16.11	N/A	N/A	16.11	17	Pass
54	5270	22.14	N/A	N/A	22.14	24	Pass
62	5310	22.17	N/A	N/A	22.17	24	Pass
102	5510	22.09	N/A	N/A	22.09	24	Pass
110	5550	22.05	N/A	N/A	22.05	24	Pass

Product	: WIRELESS-ABGN 3X3 NETWORK MINI PCIE ADAPTER
Test Item	: Power Output
Test Site	: TR-8
Test Mode	: Mode 3: Transmit by 802.11n(40MHz) (Chain 1)

Channel No.	Frequency (MHz)	Measurement Power Output (dBm)			Total Power (dBm)	Limit (dBm)	Result
		Chain 0	Chain 1	Chain 2			
38	5190	N/A	15.97	N/A	15.97	17	Pass
46	5230	N/A	16.31	N/A	16.31	17	Pass
54	5270	N/A	21.88	N/A	21.88	24	Pass
62	5310	N/A	21.87	N/A	21.87	24	Pass
102	5510	N/A	21.98	N/A	21.98	24	Pass
110	5550	N/A	21.87	N/A	21.87	24	Pass

Product	: WIRELESS-ABGN 3X3 NETWORK MINI PCIE ADAPTER
Test Item	: Power Output
Test Site	: TR-8
Test Mode	: Mode 3: Transmit by 802.11n(40MHz) (Chain 2)

Channel No.	Frequency (MHz)	Measurement Power Output (dBm)			Total Power (dBm)	Limit (dBm)	Result
		Chain 0	Chain 1	Chain 2			
38	5190	N/A	N/A	16.05	16.05	17	Pass
46	5230	N/A	N/A	16.02	16.02	17	Pass
54	5270	N/A	N/A	21.97	21.97	24	Pass
62	5310	N/A	N/A	21.73	21.73	24	Pass
102	5510	N/A	N/A	21.93	21.93	24	Pass
110	5550	N/A	N/A	21.96	21.96	24	Pass

Product	: WIRELESS-ABGN 3X3 NETWORK MINI PCIE ADAPTER
Test Item	: Power Output
Test Site	: TR-8
Test Mode	: Mode 3: Transmit by 802.11n(40MHz) (Chain 0+1)

Channel No.	Frequency (MHz)	Measurement Power Output (dBm)			Total Power (dBm)	Limit (dBm)	Result
		Chain 0	Chain 1	Chain 2			
38	5190	13.27	13.33	N/A	16.31	17	Pass
46	5230	13.29	13.12	N/A	16.22	17	Pass
54	5270	19.11	19.16	N/A	22.15	24	Pass
62	5310	19.24	19.17	N/A	22.22	24	Pass
102	5510	19.31	19.21	N/A	22.27	24	Pass
110	5550	19.21	19.14	N/A	22.19	24	Pass

Product	:	WIRELESS-ABGN 3X3 NETWORK MINI PCIE ADAPTER
Test Item	:	Power Output
Test Site	:	TR-8
Test Mode	:	Mode 3: Transmit by 802.11n(40MHz) (Chain 0+1+2)

Channel No.	Frequency (MHz)	Measurement Power Output (dBm)			Total Power (dBm)	Limit (dBm)	Result
		Chain 0	Chain 1	Chain 2			
38	5190	11.92	11.62	11.89	16.58	17	Pass
46	5230	11.87	11.94	11.92	16.68	17	Pass
54	5270	17.93	11.11	17.59	21.22	24	Pass
62	5310	17.23	17.21	17.54	22.10	24	Pass
102	5510	17.18	17.09	17.72	22.11	24	Pass
110	5550	17.17	17.13	17.63	22.09	24	Pass

8. Peak Power Spectral Density

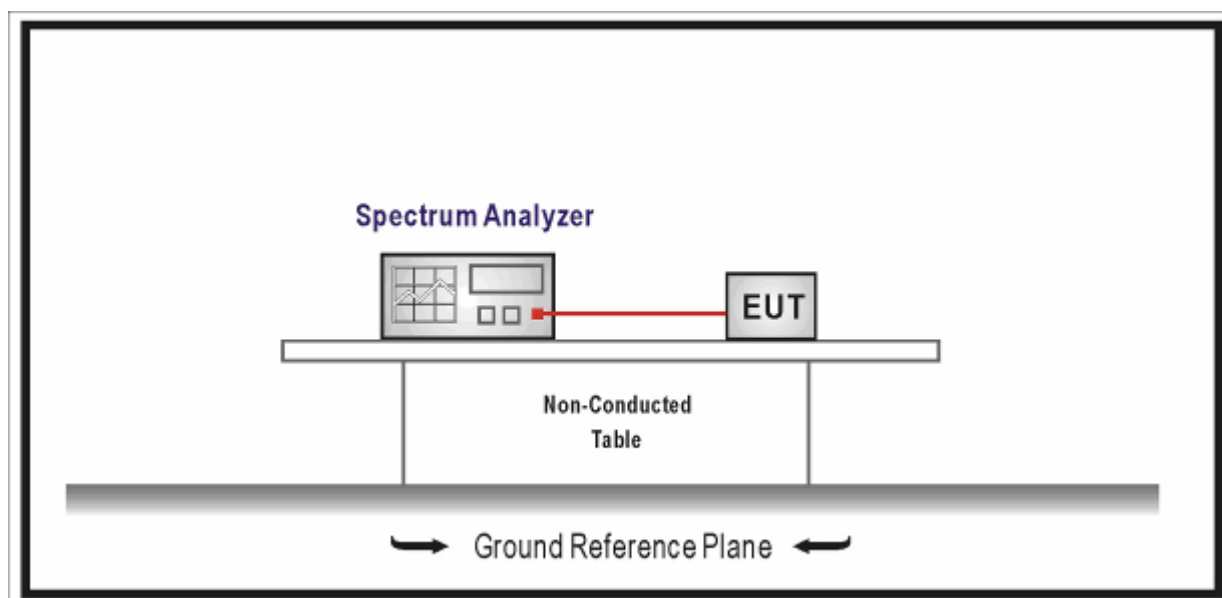
8.1. Test Equipment

Peak Power Spectral Density / TR-8

Instrument	Manufacturer	Type No.	Serial No.	Cal. Date
Spectrum Analyzer	Agilent	E4446A	MY45300103	2014.01.21
Temperature/Humidity Meter	zhicheng	ZC1-2	TR8-TH	2014.05.07

Note: All equipments are calibrated with traceable calibrations. Each calibration is traceable to the national or international standards.

8.2. Test Setup



8.3. Limit

- For the band 5.15-5.25 GHz, the peak power spectral density shall not exceed 4dBm in any 1-MHz band. If transmitting antenna of directional gain greater than 6 dBi are used, the peak power spectral density shall be reduced by the amount in dB that the directional gain of the antenna exceeds 6 dBi.
- For the band 5.25-5.35 GHz and 5.47-5.725 GHz bands, the peak power spectral density shall not exceed 11 dBm in any 1 megahertz band. If transmitting antennas of directional gain greater than 6dBi are used, the peak power spectral density shall be reduced by the amount in dB that the directional gain of the antenna exceeds 6 dBi.
- For the band 5.725-5.825 GHz, the peak power spectral density shall not exceed 17 dBm

in any 1-MHz band. If transmitting antennas of directional gain greater than 6 dBi are used, the peak power spectral density shall be reduced by the amount in dB that the directional gain of the antenna exceeds 6 dBi. However, fixed point-to-point U-NII devices operating in this band may employ transmitting antennas with directional gain up to 23 dBi without any corresponding reduction in the peak power spectral density. For fixed, point-to-point U-NII transmitters that employ a directional antenna gain greater than 23 dBi, a 1 dB reduction in peak power spectral density for each 1 dB of antenna gain in excess of 23 dBi would be required.

8.4. Test Procedure

The EUT was tested according to KDB 789033 for compliance to FCC 47CFR 15.407 requirements.

- Set span to encompass the entire emission bandwidth (EBW) of the signal.
- Set RBW = 1 MHz.
- Set VBW \geq 3 MHz.
- Number of points in sweep \geq 2 Span / RBW.
- Sweep time = auto.
- Detector = RMS (i.e., power averaging), if available. Otherwise, use sample detector mode.
- The trigger shall be set to “free run”.
- Trace average at least 100 traces in power averaging (i.e., RMS) mode.

8.5. Uncertainty

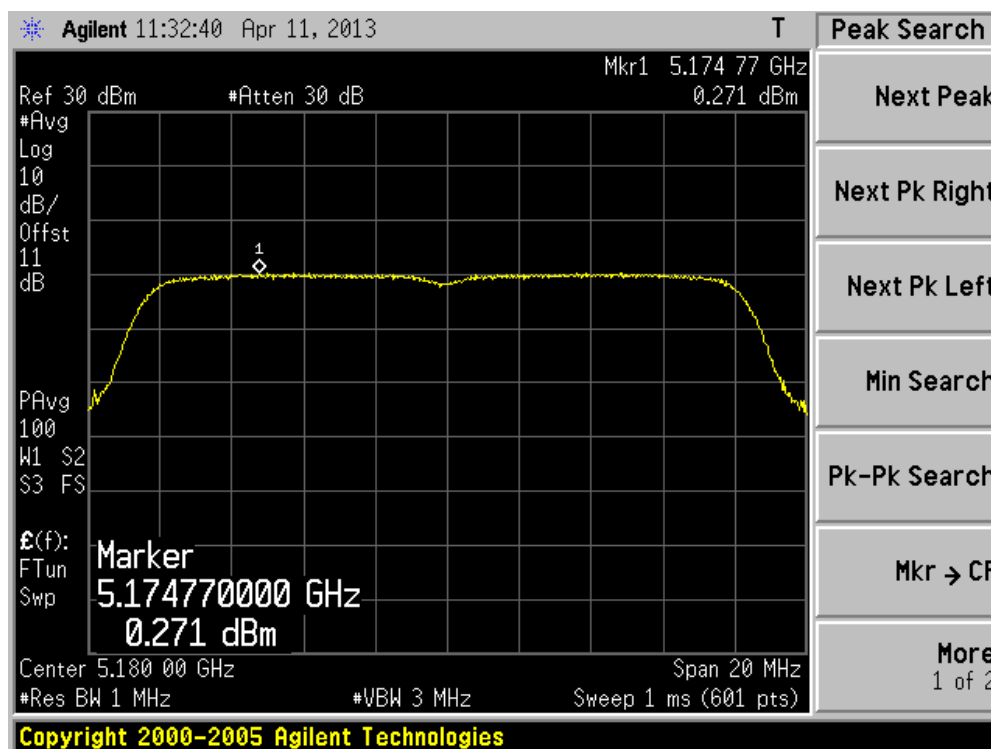
The measurement uncertainty is defined as ± 1.27 dB

8.6. Test Result

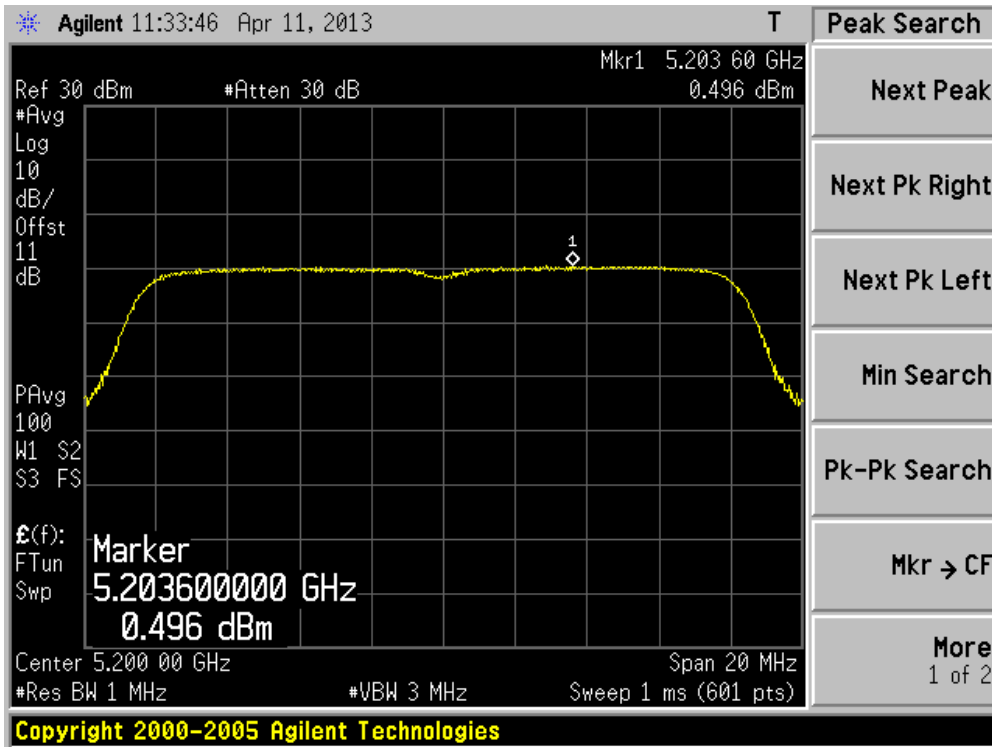
Product	:	WIRELESS-ABGN 3X3 NETWORK MINI PCIE ADAPTER
Test Item	:	Peak Power Spectral Density
Test Site	:	TR-8
Test Mode	:	Mode 1: Transmit by 802.11a (Chain 0)

Channel No.	Frequency (MHz)	Measurement PPSD (dBm/MHz)			Total PPSD (dBm/MHz)	Limit (dBm/MHz)	Result
		Chain 0	Chain 1	Chain 2			
36	5180	0.27	N/A	N/A	0.27	4	Pass
40	5200	0.50	N/A	N/A	0.50	4	Pass
48	5240	-0.19	N/A	N/A	-0.19	4	Pass
52	5260	0.81	N/A	N/A	0.81	11	Pass
60	5300	1.33	N/A	N/A	1.33	11	Pass
64	5320	1.55	N/A	N/A	1.55	11	Pass
100	5500	1.24	N/A	N/A	1.24	11	Pass
116	5580	2.24	N/A	N/A	2.24	11	Pass
140	5700	4.23	N/A	N/A	4.23	11	Pass

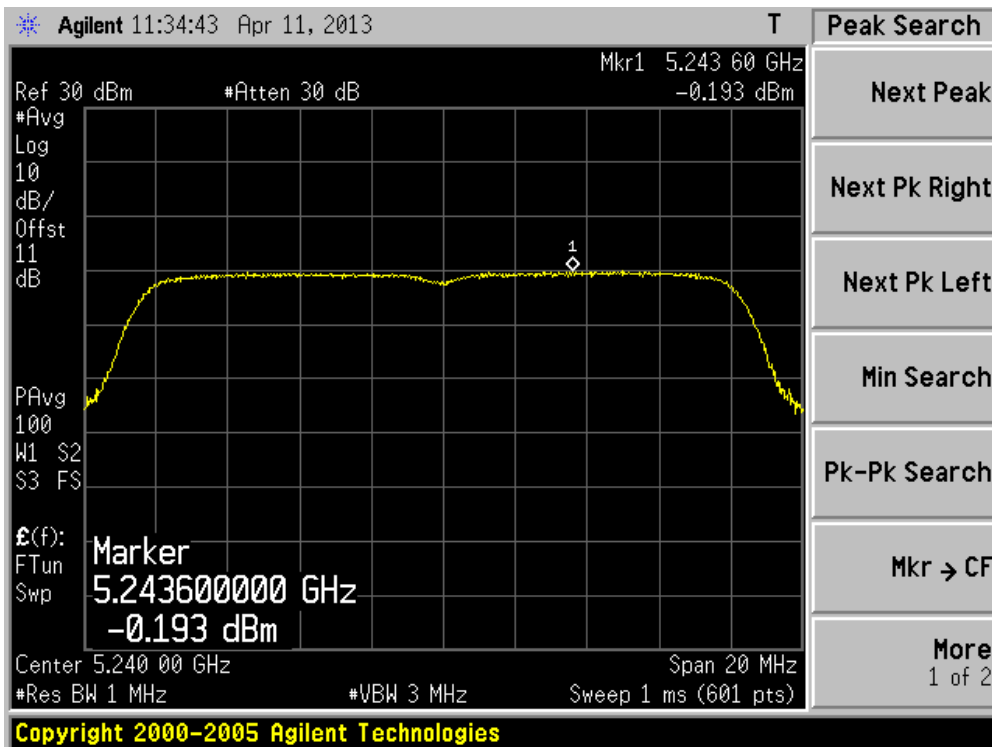
Channel 36 (5180MHz)



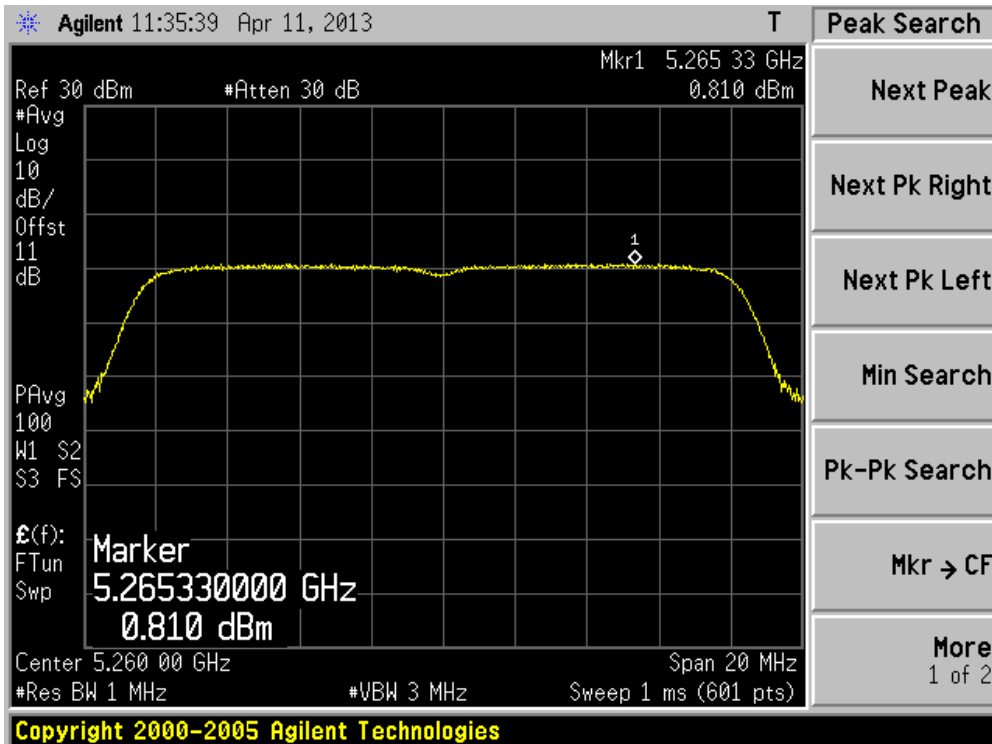
Channel 40 (5200MHz)



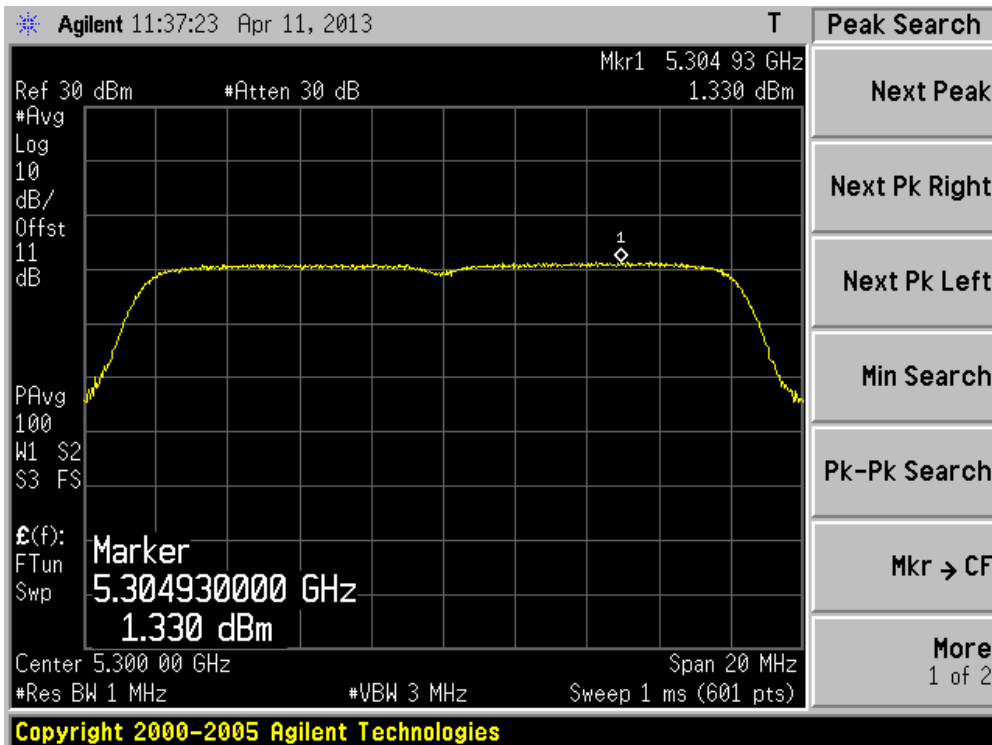
Channel 48 (5240MHz)



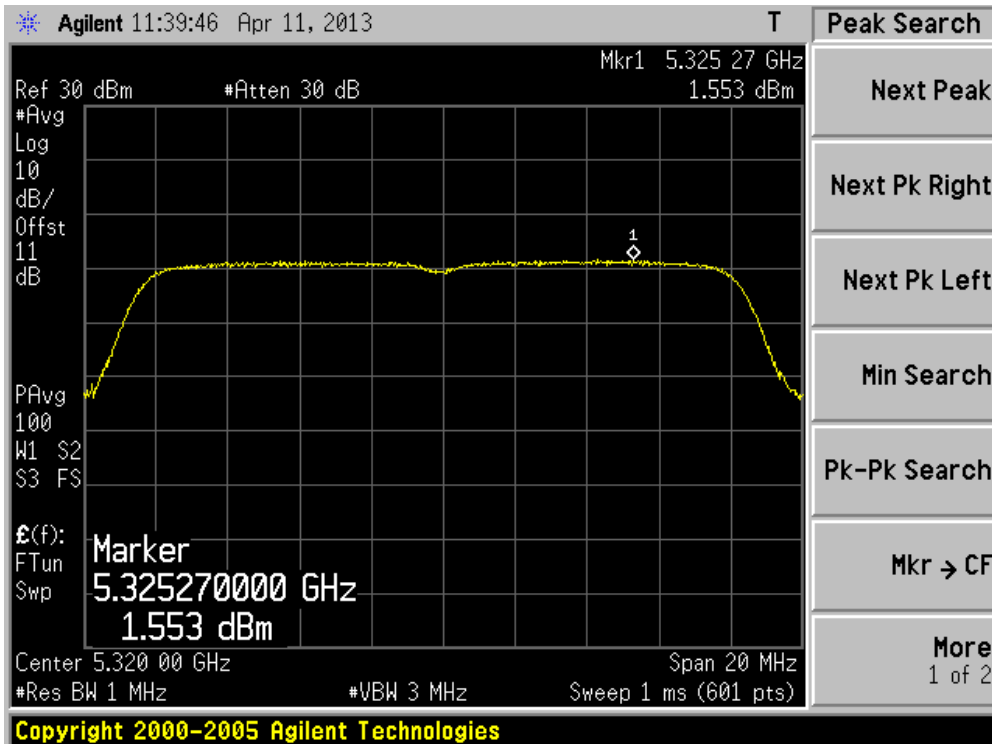
Channel 52 (5260MHz)



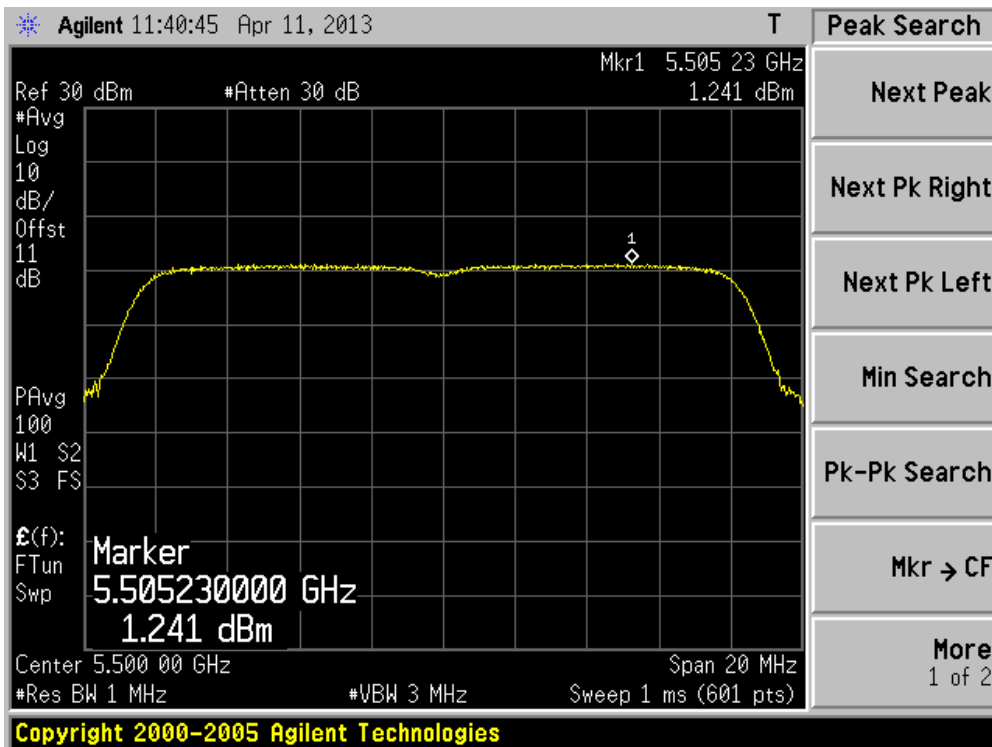
Channel 60 (5300MHz)



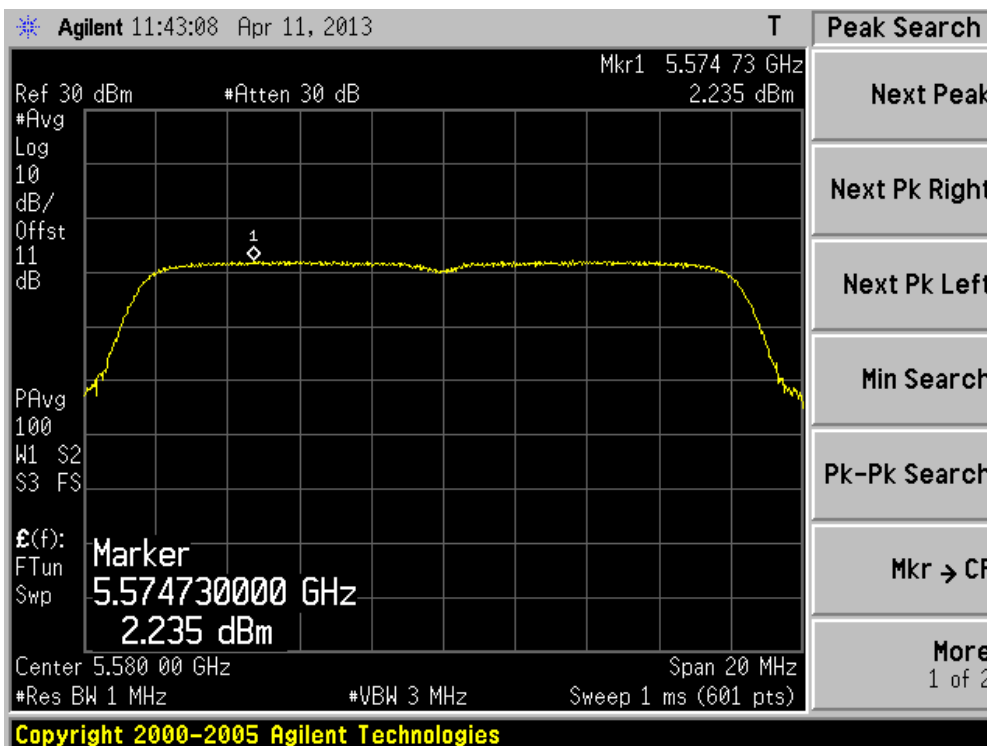
Channel 64 (5320MHz)



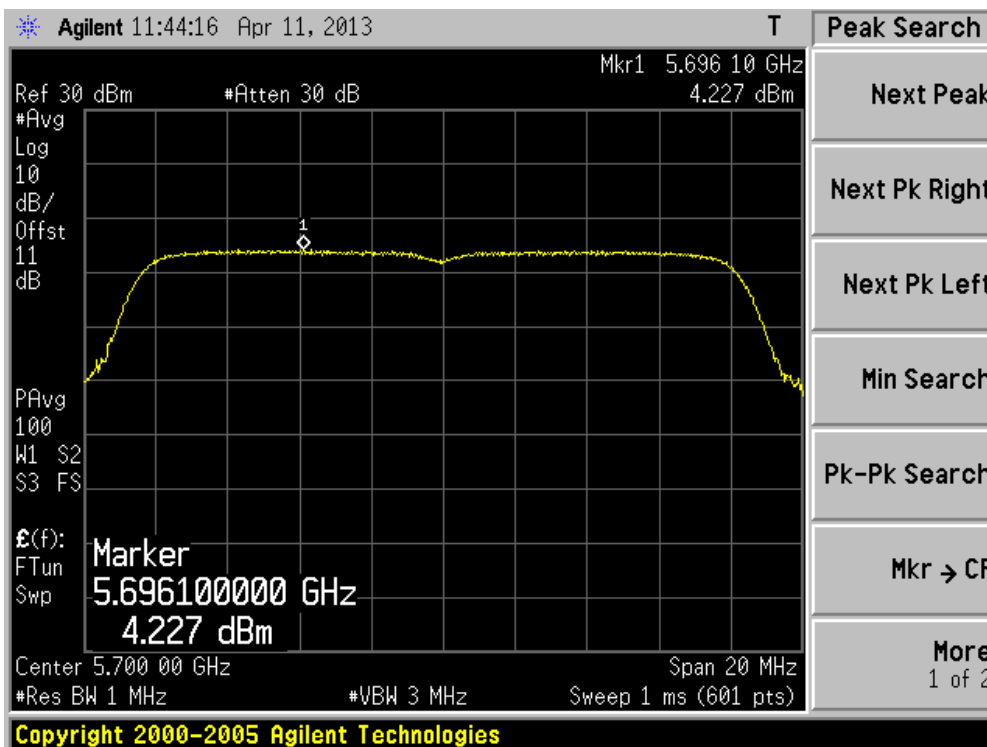
Channel 100 (5500MHz)



Channel 116 (5580MHz)



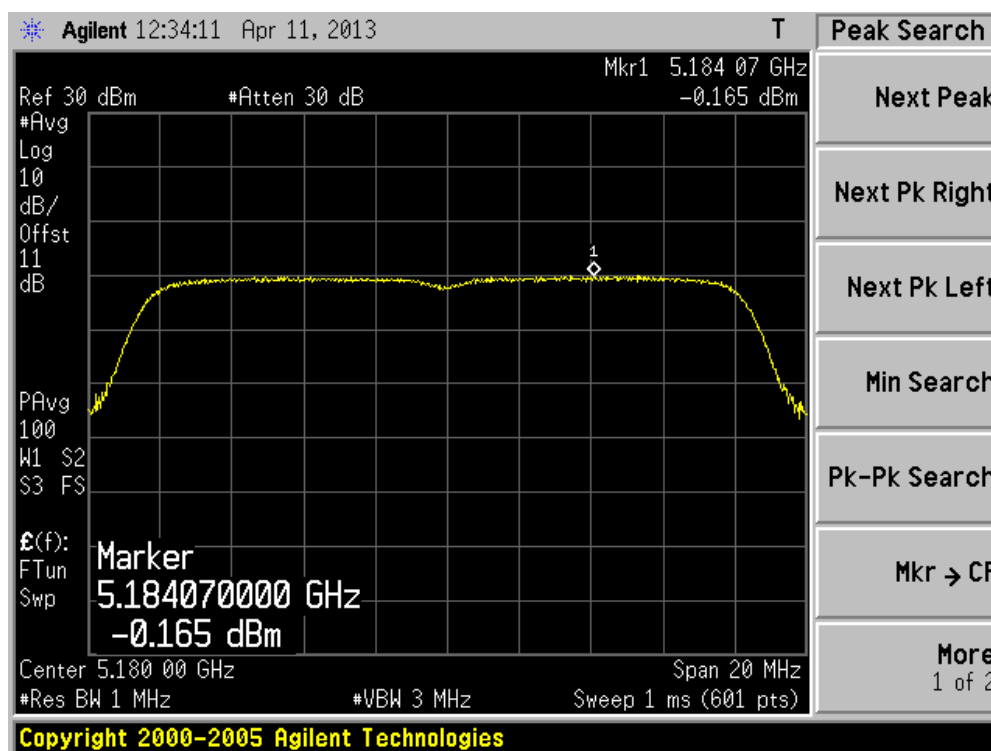
Channel 140 (5700MHz)



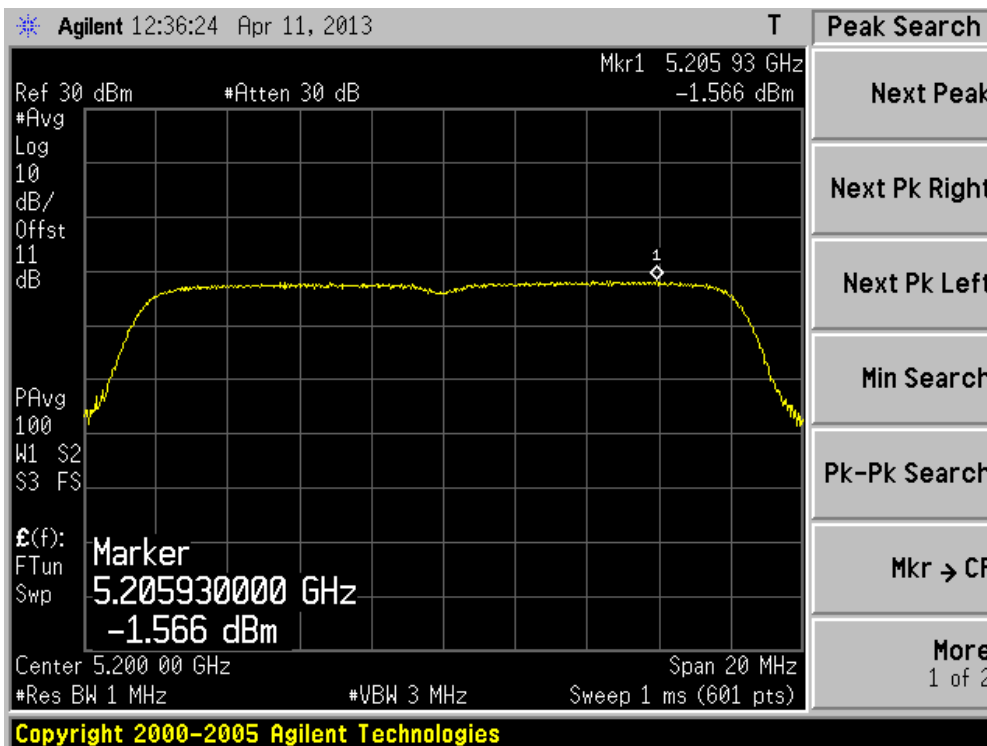
Product	: WIRELESS-ABGN 3X3 NETWORK MINI PCIE ADAPTER
Test Item	: Peak Power Spectral Density
Test Site	: TR-8
Test Mode	: Mode 1: Transmit by 802.11a (Chain 1)

Channel No.	Frequency (MHz)	Measurement PPSD (dBm/MHz)			Total PPSD (dBm/MHz)	Limit (dBm/MHz)	Result
		Chain 0	Chain 1	Chain 2			
36	5180	N/A	-0.17	N/A	-0.17	4	Pass
40	5200	N/A	-1.57	N/A	-1.57	4	Pass
48	5240	N/A	-1.45	N/A	-1.45	4	Pass
52	5260	N/A	3.80	N/A	3.80	11	Pass
60	5300	N/A	3.44	N/A	3.44	11	Pass
64	5320	N/A	3.34	N/A	3.34	11	Pass
100	5500	N/A	2.72	N/A	2.72	11	Pass
116	5580	N/A	3.47	N/A	3.47	11	Pass
140	5700	N/A	6.25	N/A	6.25	11	Pass

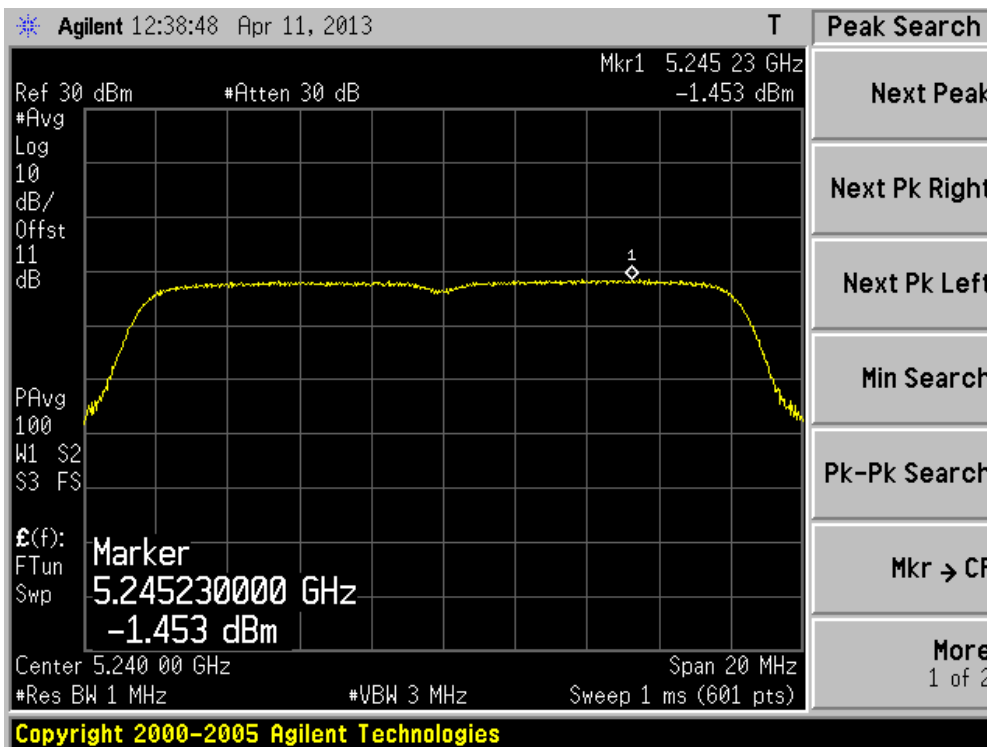
Channel 36 (5180MHz)



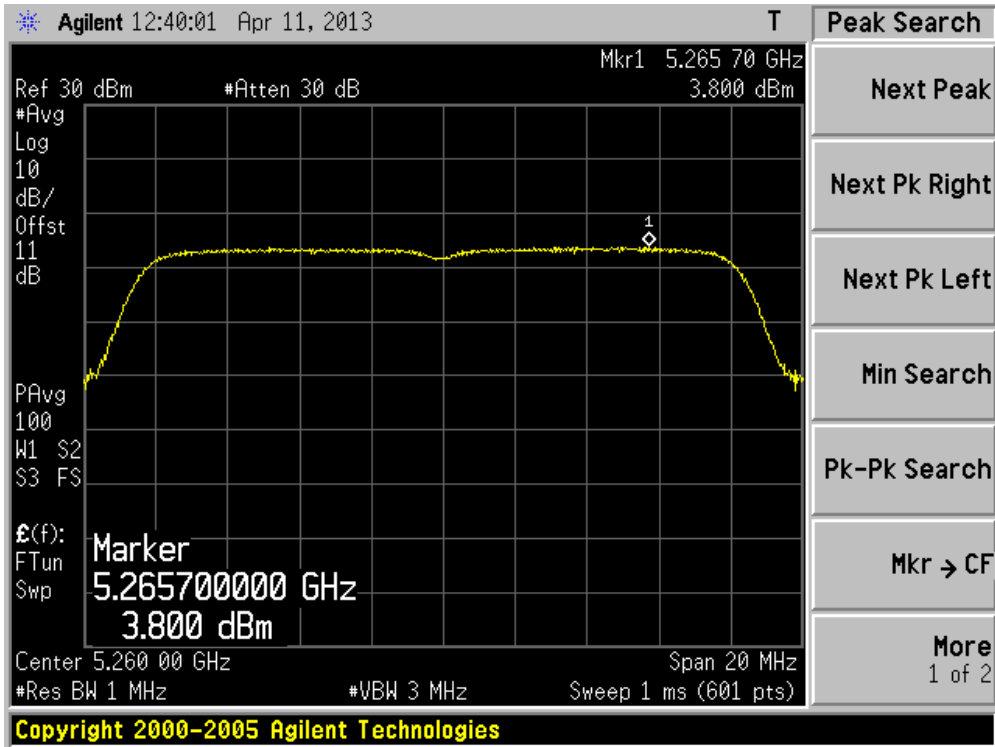
Channel 40 (5200MHz)



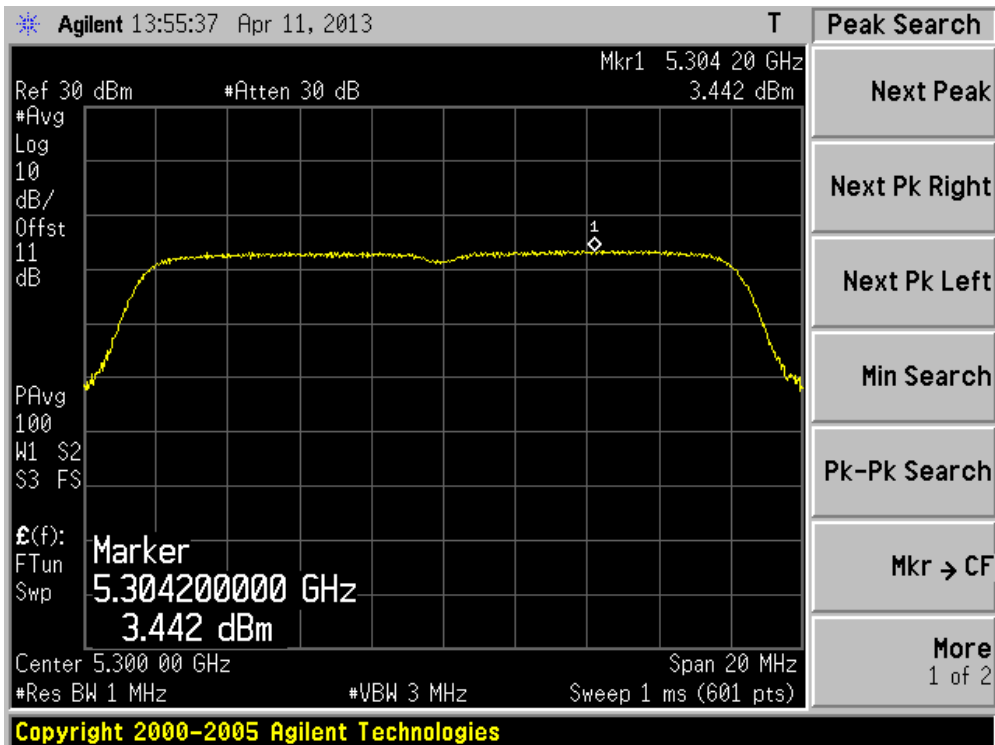
Channel 48 (5240MHz)



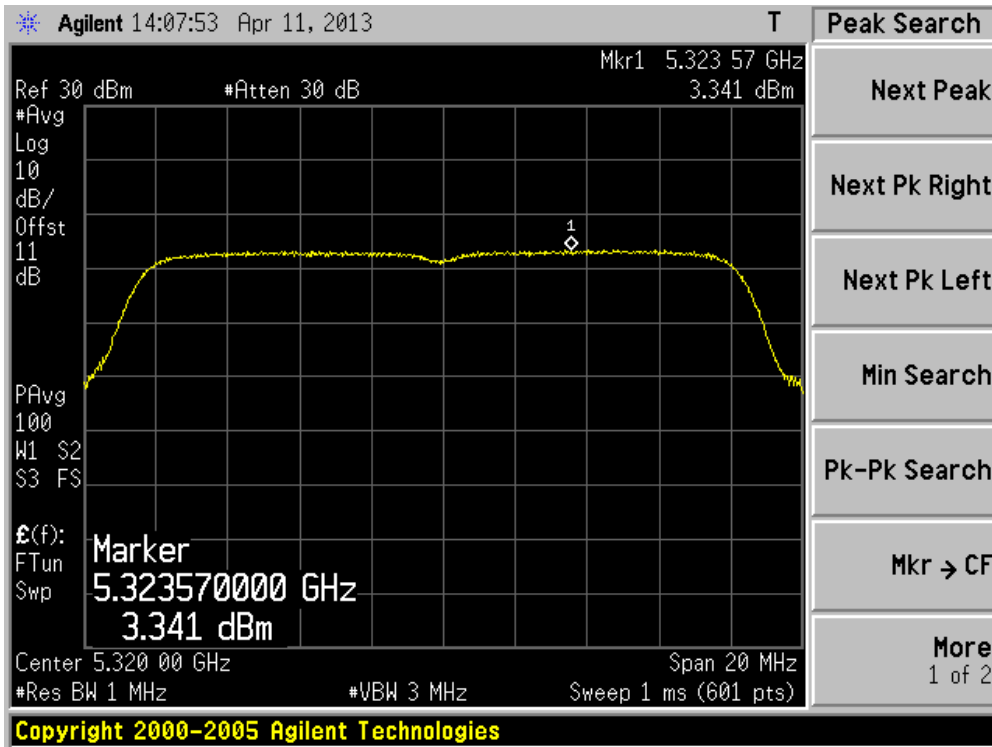
Channel 52 (5260MHz)



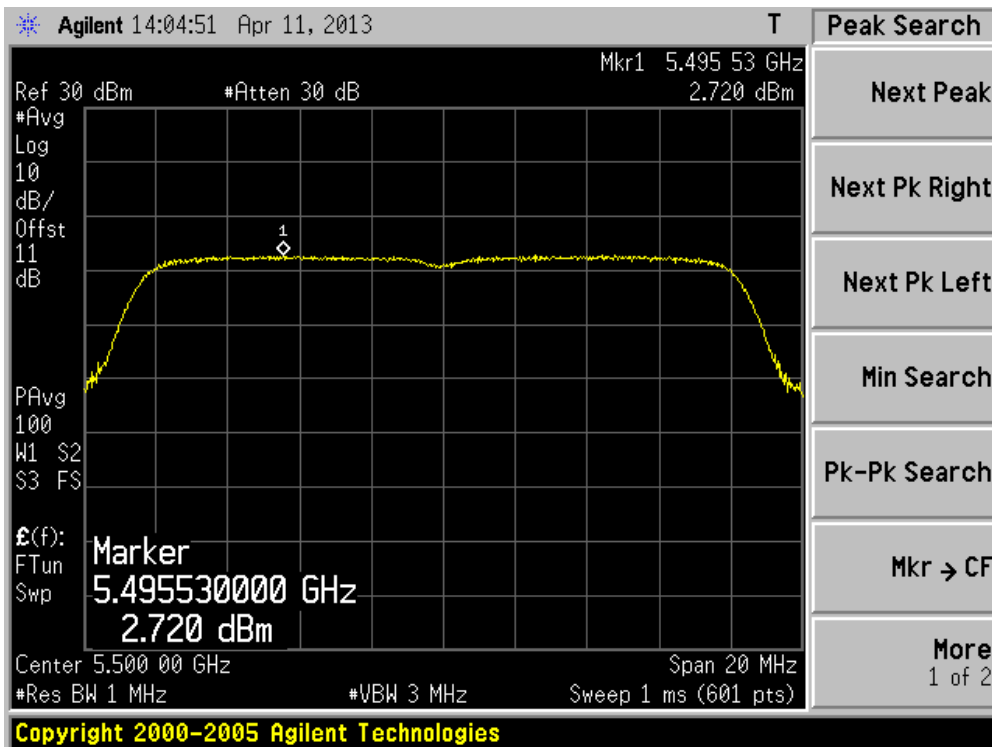
Channel 60 (5300MHz)



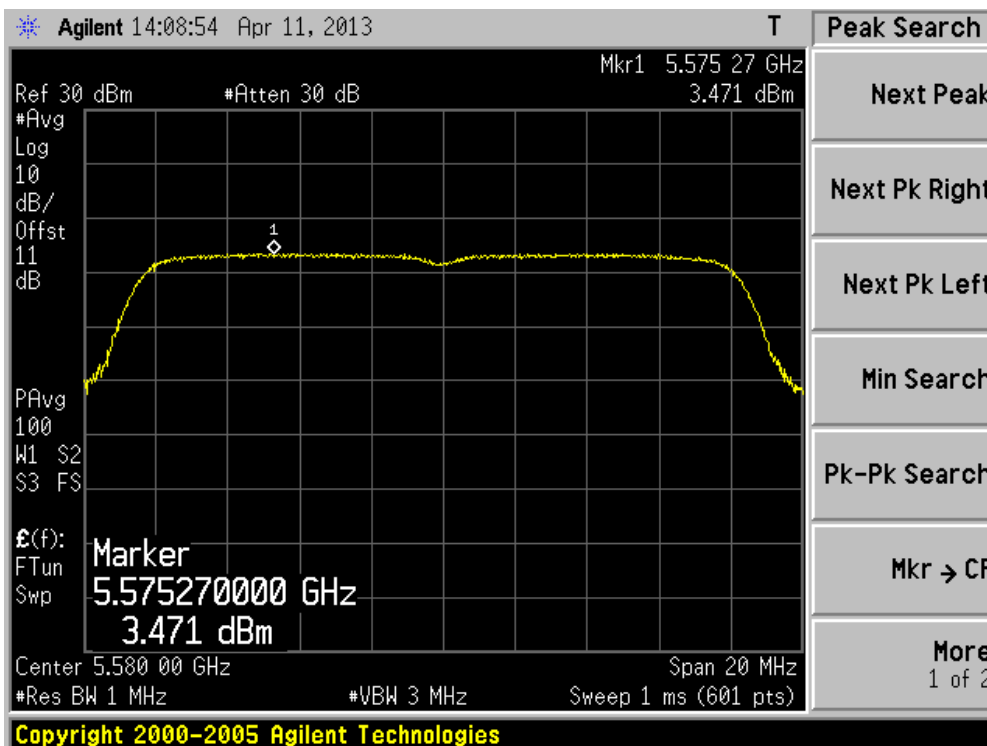
Channel 64 (5320MHz)



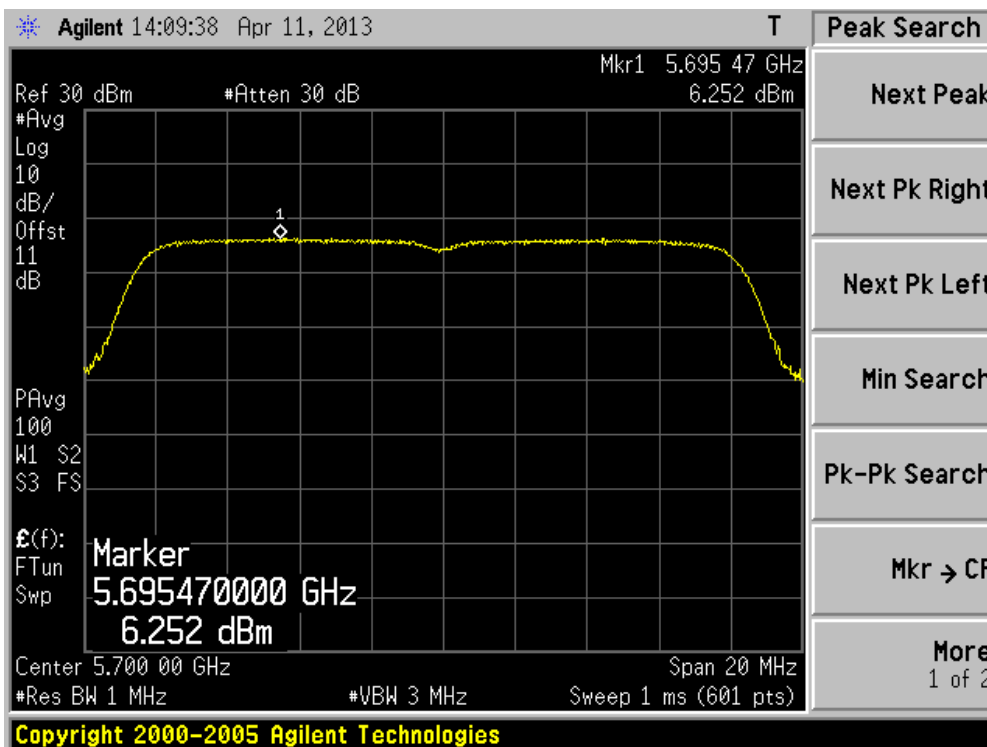
Channel 100 (5500MHz)



Channel 116 (5580MHz)



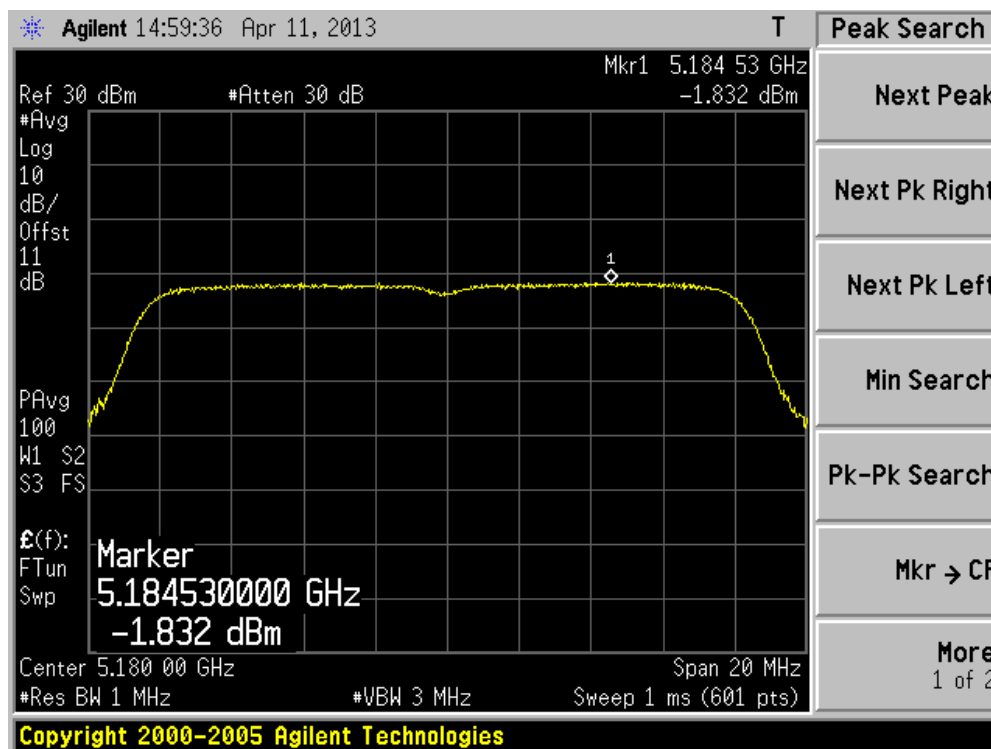
Channel 140 (5700MHz)



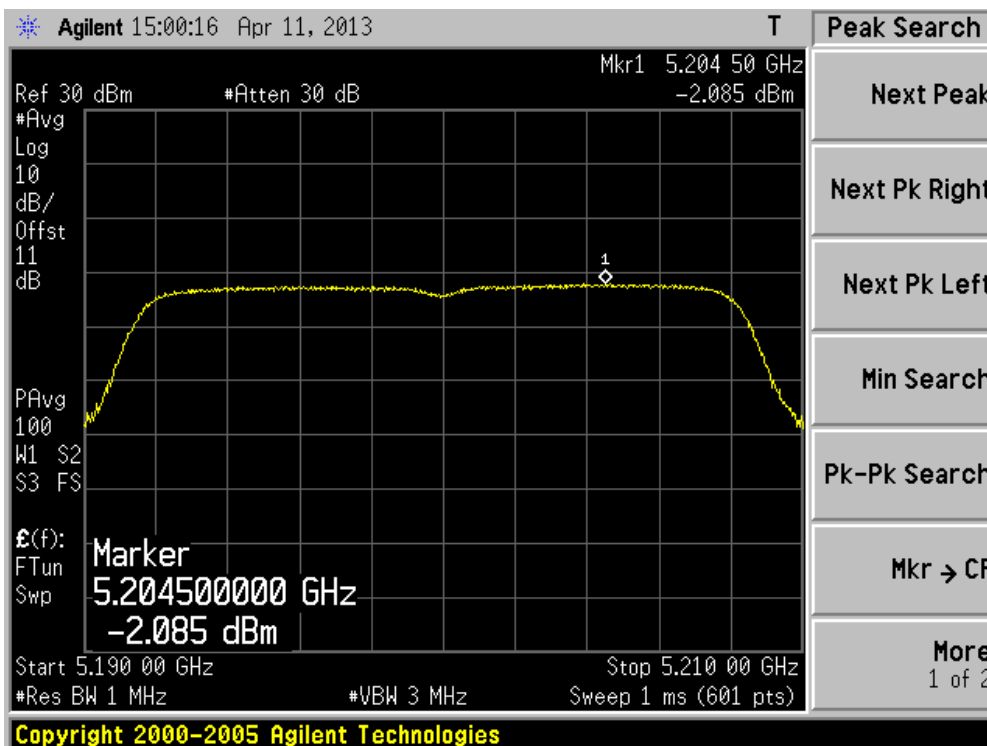
Product	: WIRELESS-ABGN 3X3 NETWORK MINI PCIE ADAPTER
Test Item	: Peak Power Spectral Density
Test Site	: TR-8
Test Mode	: Mode 1: Transmit by 802.11a (Chain 2)

Channel No.	Frequency (MHz)	Measurement PPSD (dBm/MHz)			Total PPSD (dBm/MHz)	Limit (dBm/MHz)	Result
		Chain 0	Chain 1	Chain 2			
36	5180	N/A	N/A	-1.83	-1.83	4	Pass
40	5200	N/A	N/A	-2.09	-2.09	4	Pass
48	5240	N/A	N/A	-1.94	-1.94	4	Pass
52	5260	N/A	N/A	4.41	4.41	11	Pass
60	5300	N/A	N/A	5.32	5.32	11	Pass
64	5320	N/A	N/A	5.04	5.04	11	Pass
100	5500	N/A	N/A	4.29	4.29	11	Pass
116	5580	N/A	N/A	3.46	3.46	11	Pass
140	5700	N/A	N/A	6.54	6.54	11	Pass

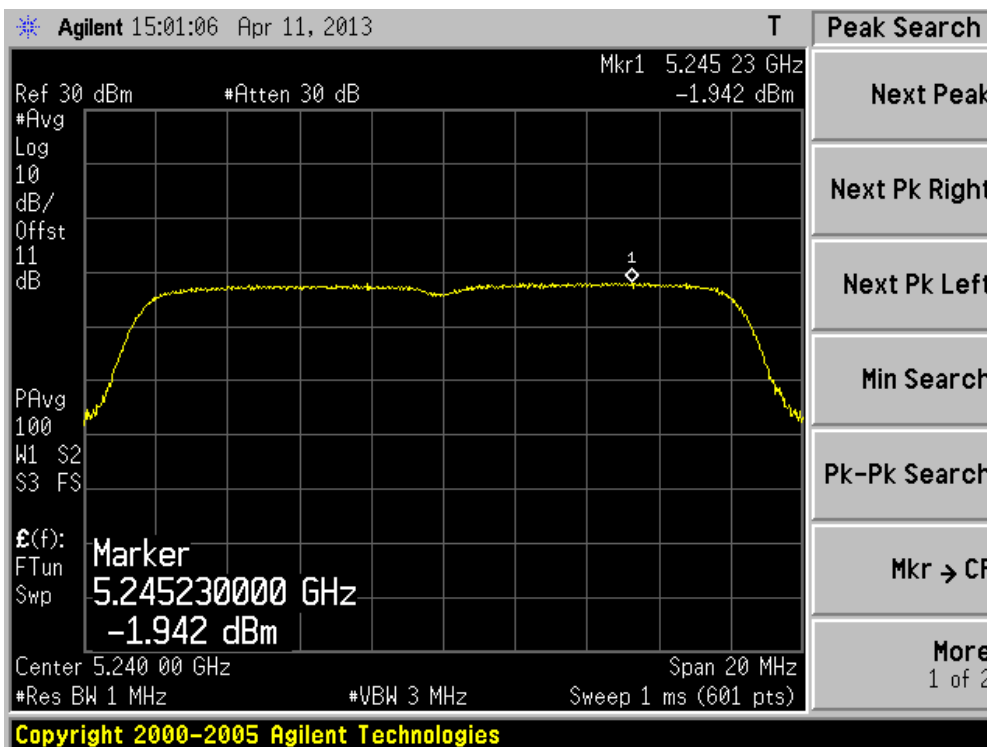
Channel 36 (5180MHz)



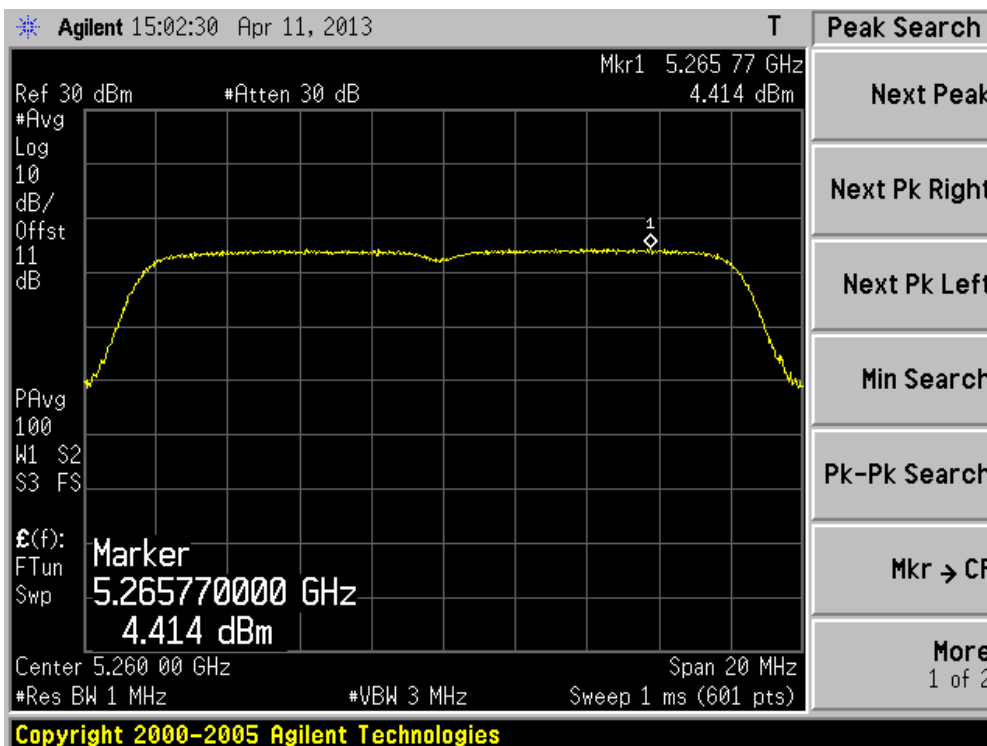
Channel 40 (5200MHz)



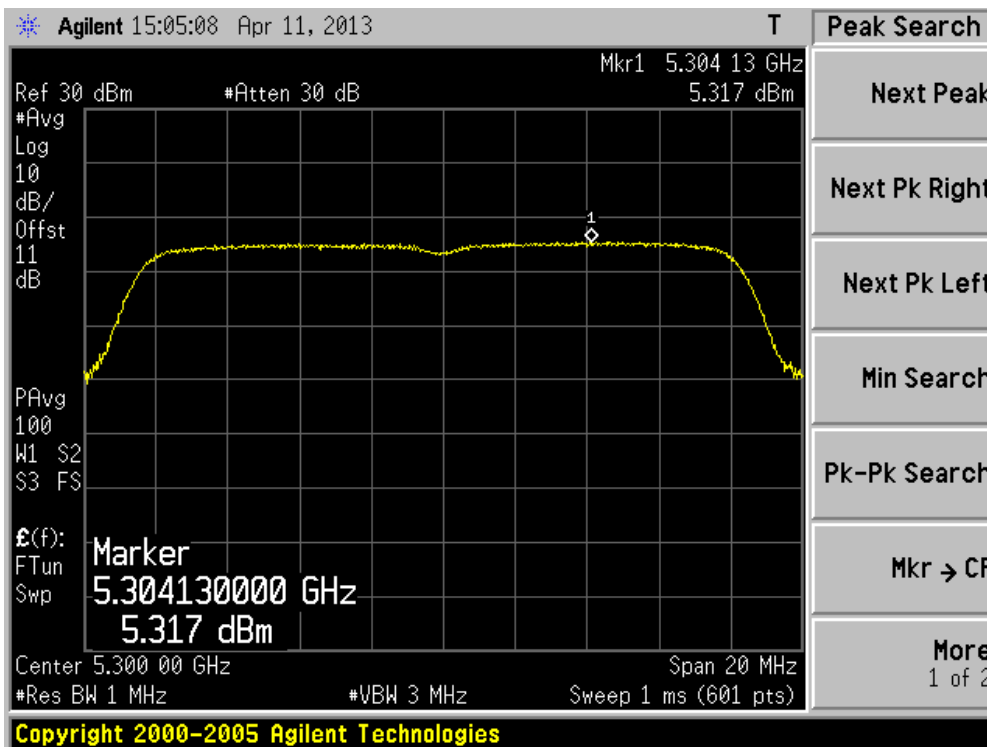
Channel 48 (5240MHz)



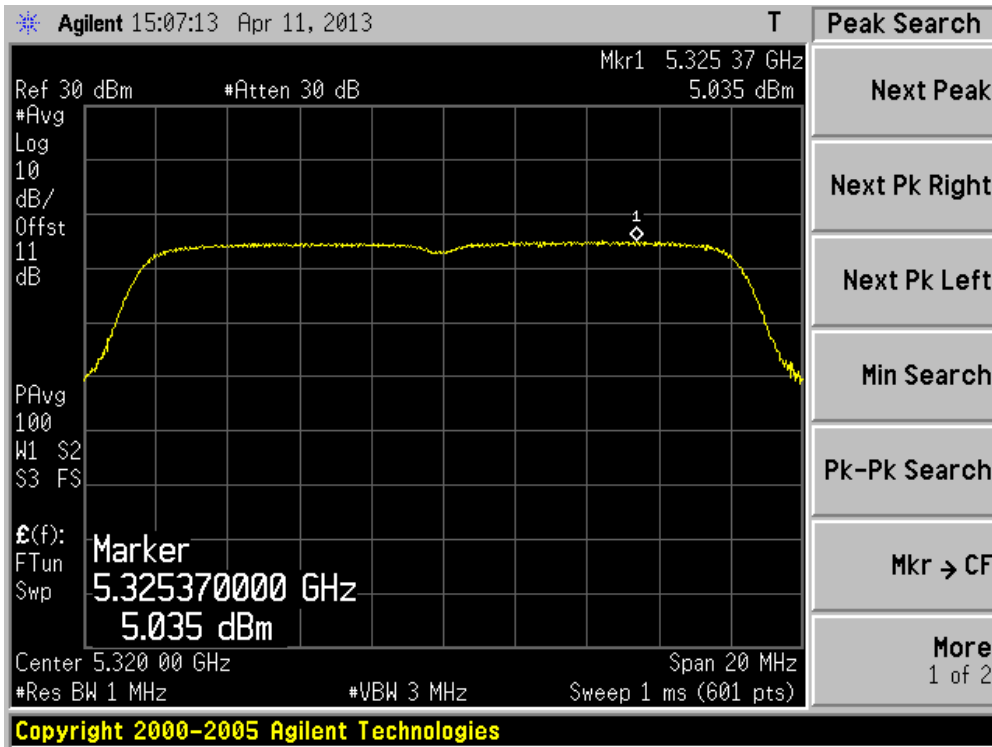
Channel 52 (5260MHz)



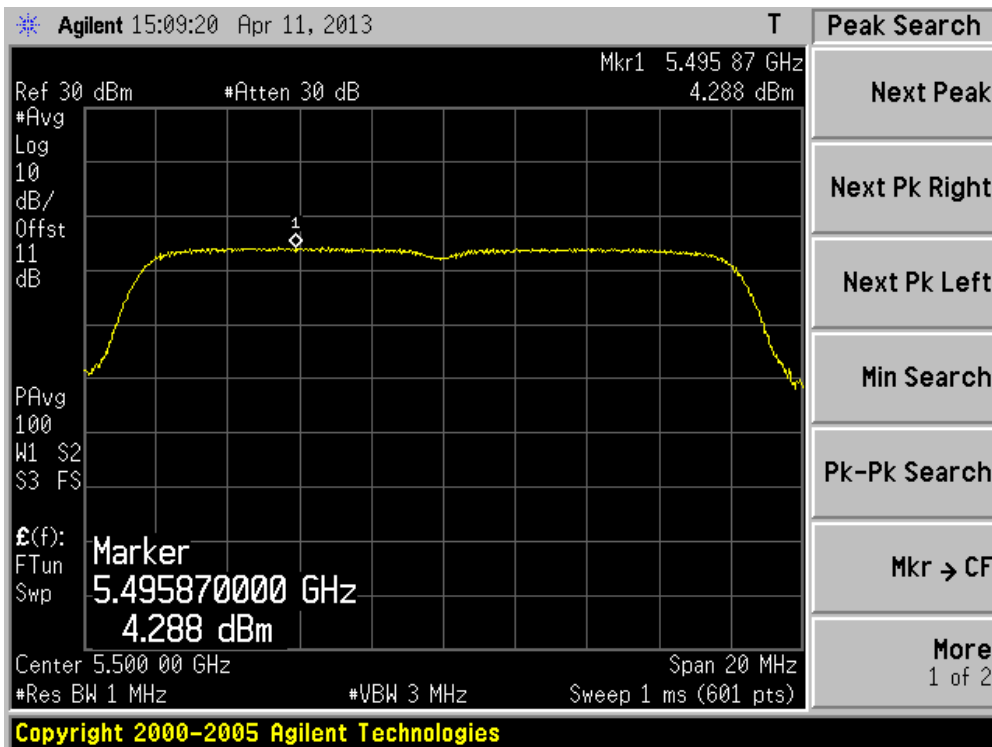
Channel 60 (5300MHz)



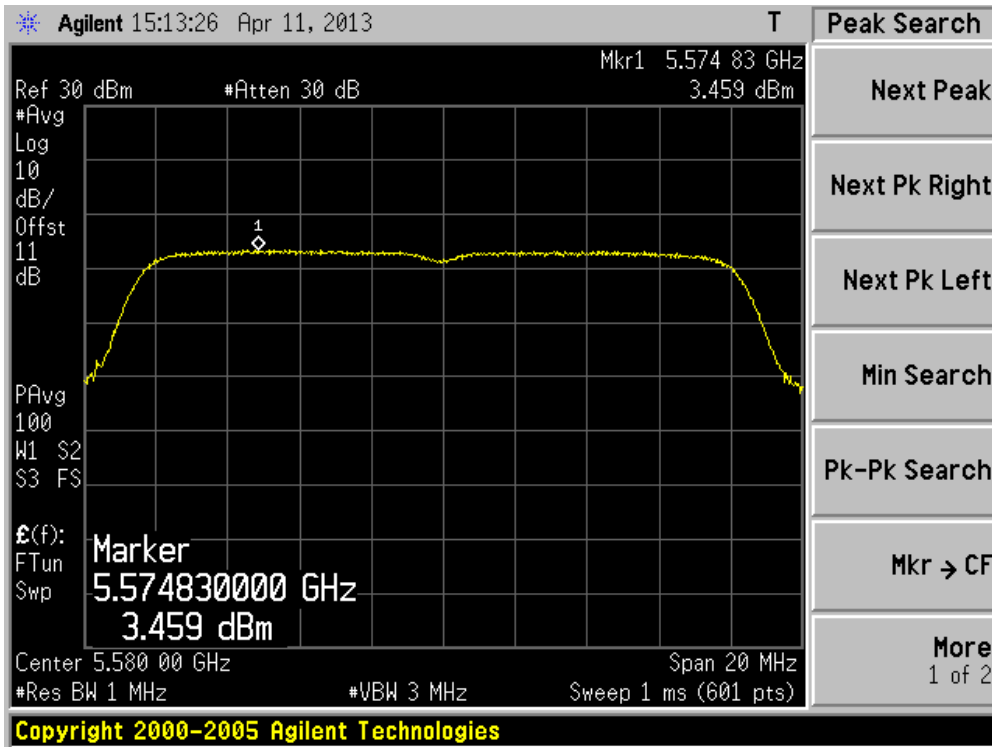
Channel 64 (5320MHz)



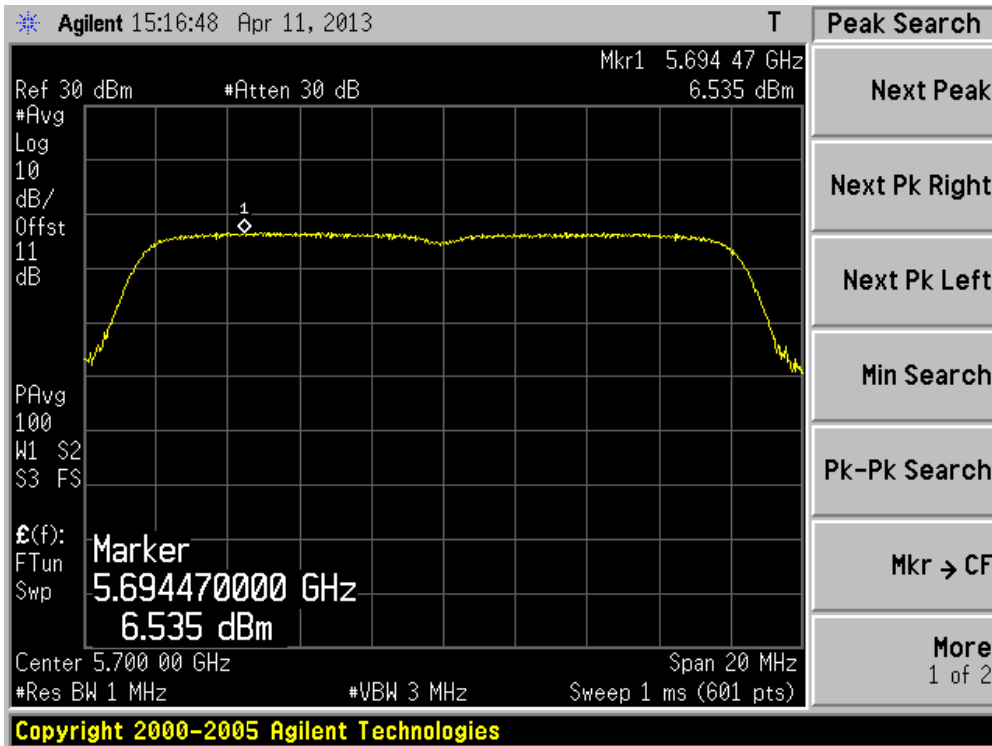
Channel 100 (5500MHz)



Channel 116 (5580MHz)



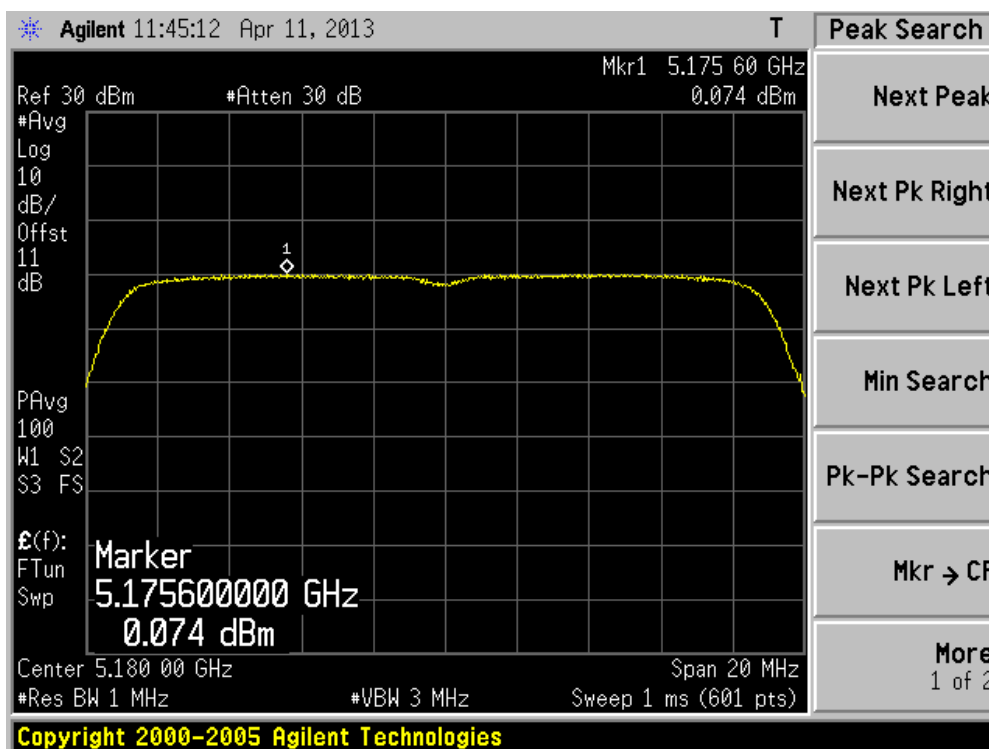
Channel 140 (5700MHz)



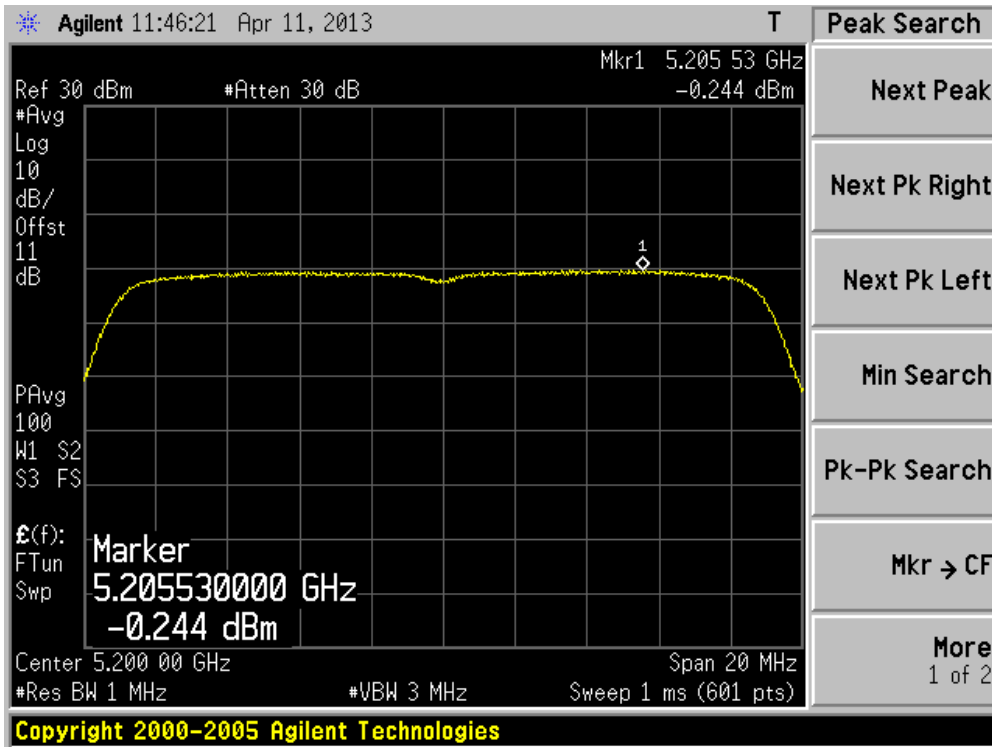
Product	: WIRELESS-ABGN 3X3 NETWORK MINI PCIE ADAPTER
Test Item	: Peak Power Spectral Density
Test Site	: TR-8
Test Mode	: Mode 2: Transmit by 802.11n (20MHz) (Chain 0)

Channel No.	Frequency (MHz)	Measurement PPSD (dBm/MHz)			Total PPSD (dBm/MHz)	Limit (dBm/MHz)	Result
		Chain 0	Chain 1	Chain 2			
36	5180	0.07	N/A	N/A	0.07	4	Pass
40	5200	-0.24	N/A	N/A	-0.24	4	Pass
48	5240	-0.19	N/A	N/A	-0.19	4	Pass
52	5260	-0.34	N/A	N/A	-0.34	11	Pass
60	5300	1.43	N/A	N/A	1.43	11	Pass
64	5320	1.30	N/A	N/A	1.30	11	Pass
100	5500	1.57	N/A	N/A	1.57	11	Pass
116	5580	2.60	N/A	N/A	2.60	11	Pass
140	5700	4.94	N/A	N/A	4.94	11	Pass

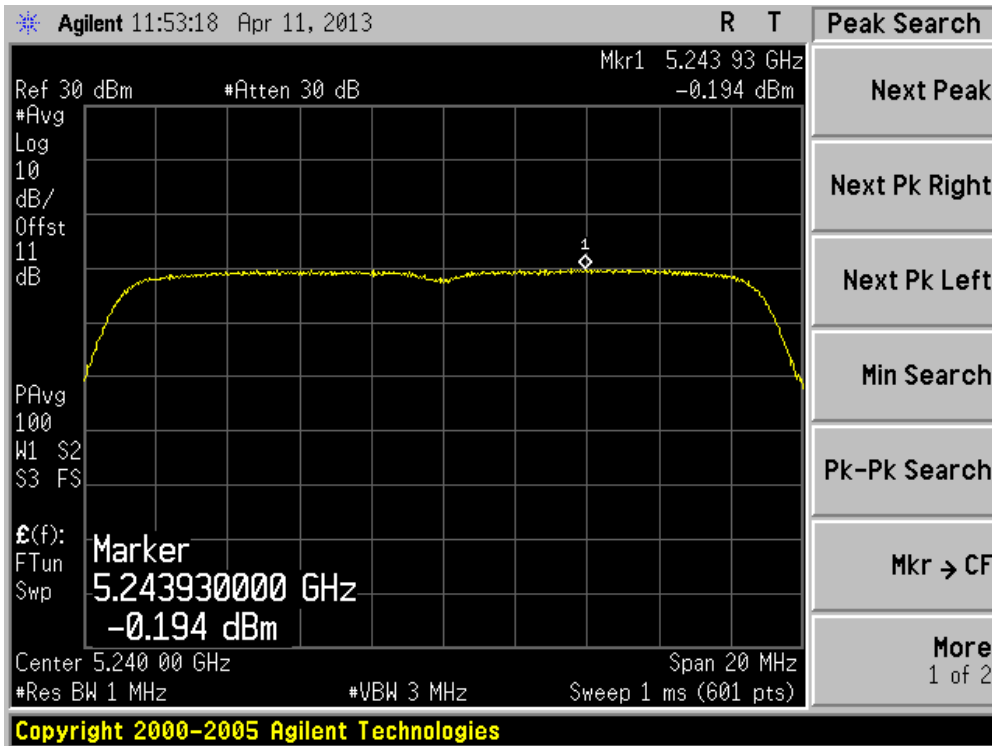
Channel 36 (5180MHz)



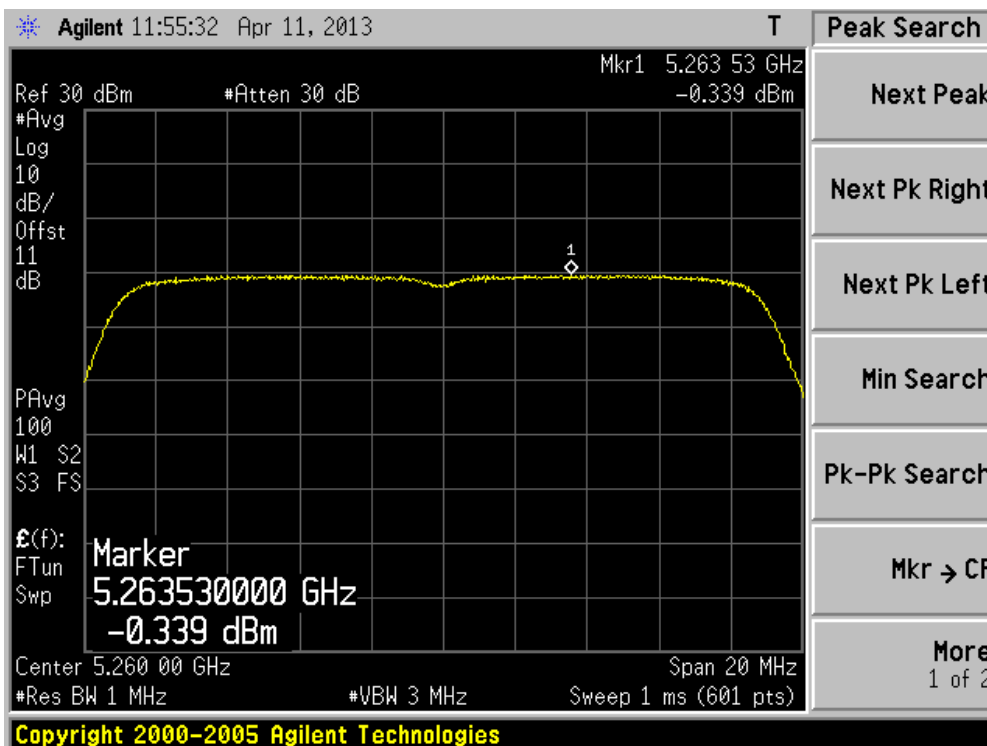
Channel 40 (5200MHz)



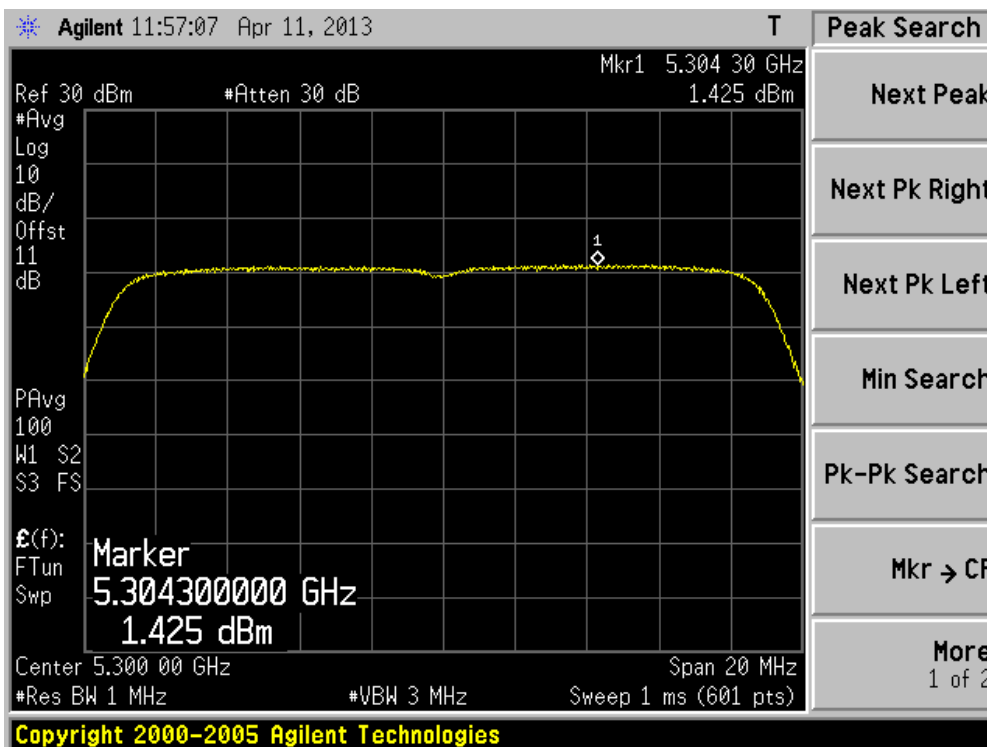
Channel 48 (5240MHz)



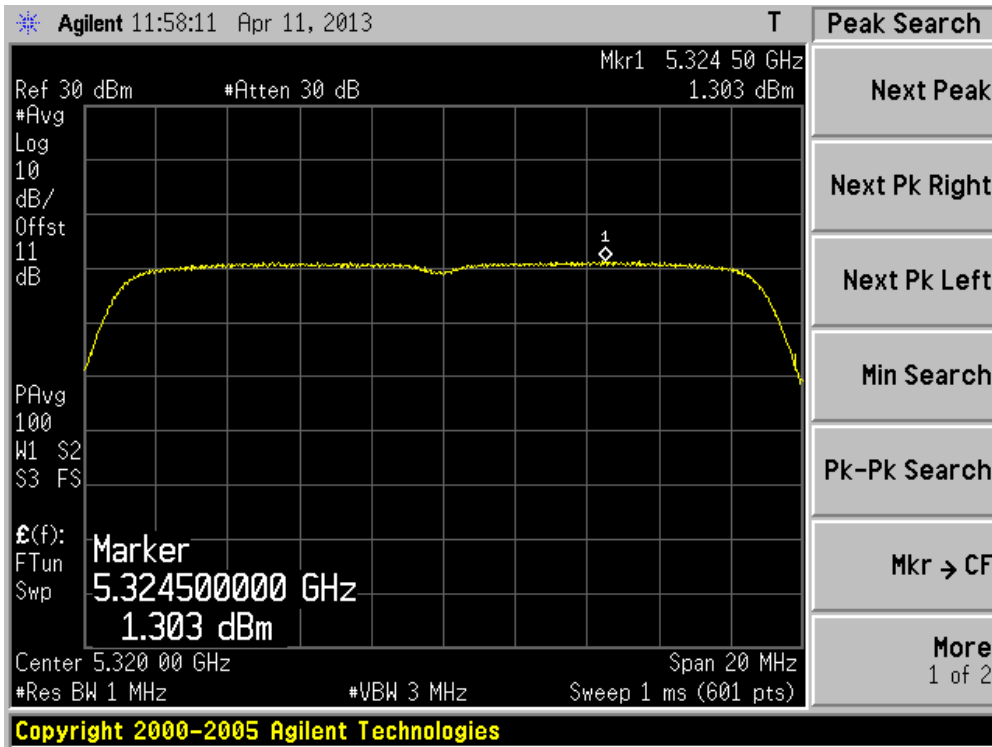
Channel 52 (5260MHz)



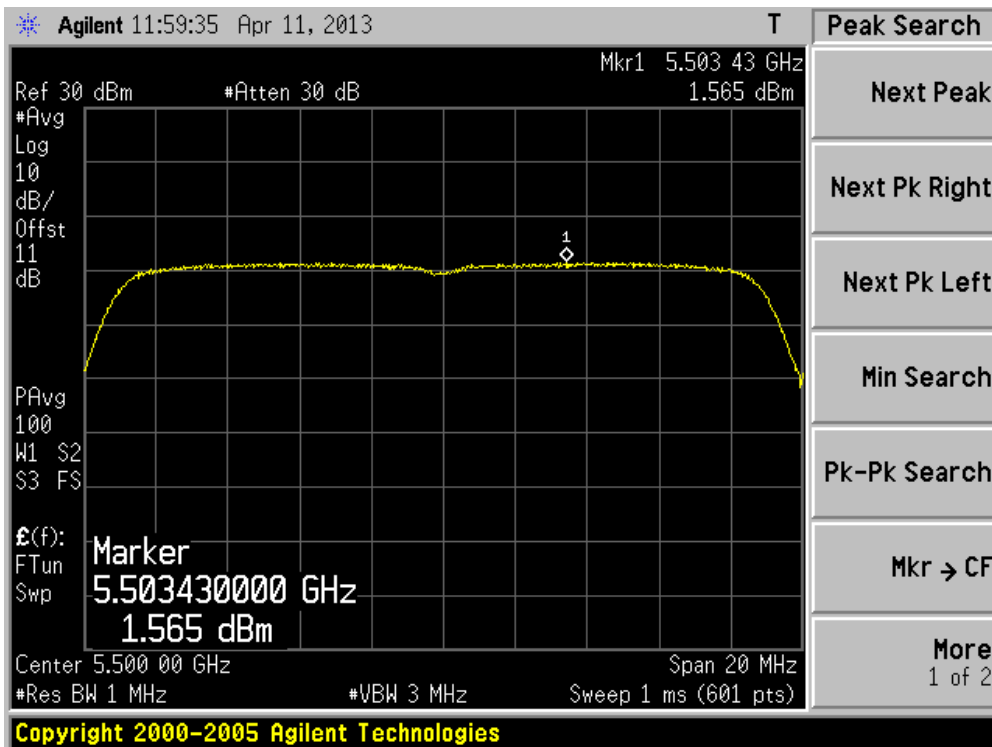
Channel 60 (5300MHz)



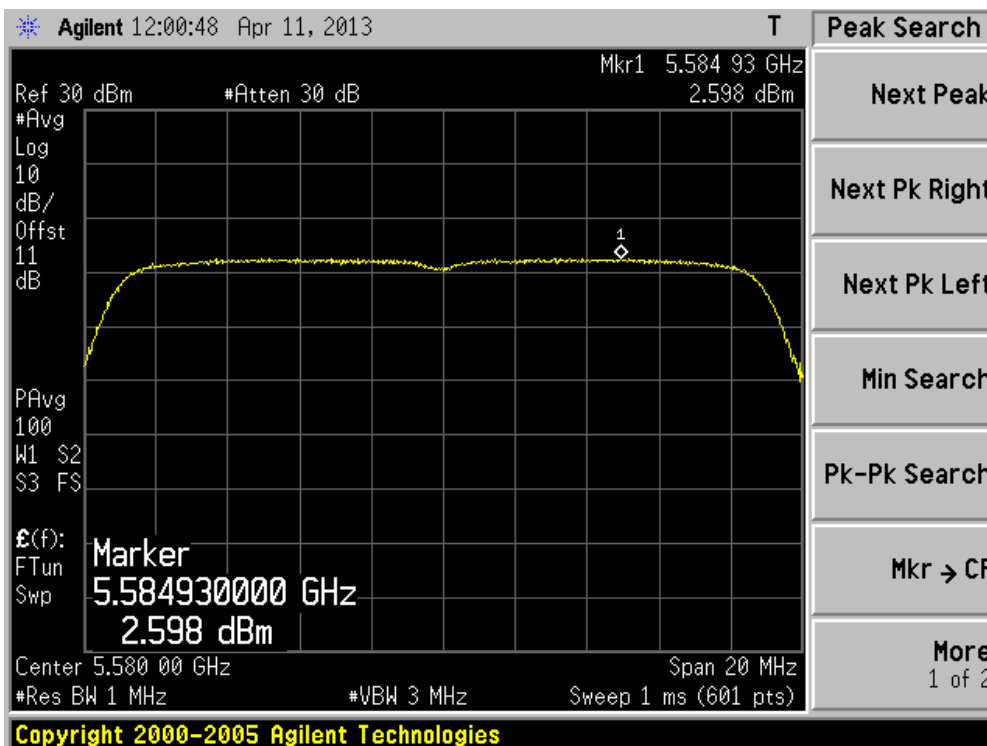
Channel 64 (5320MHz)



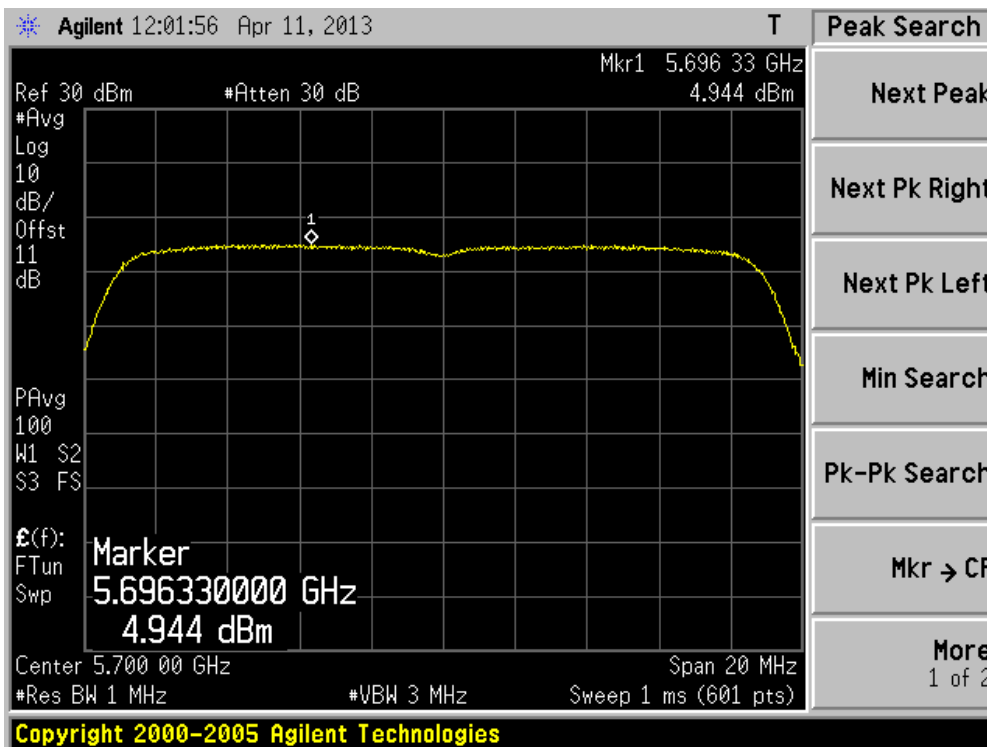
Channel 100 (5500MHz)



Channel 116 (5580MHz)



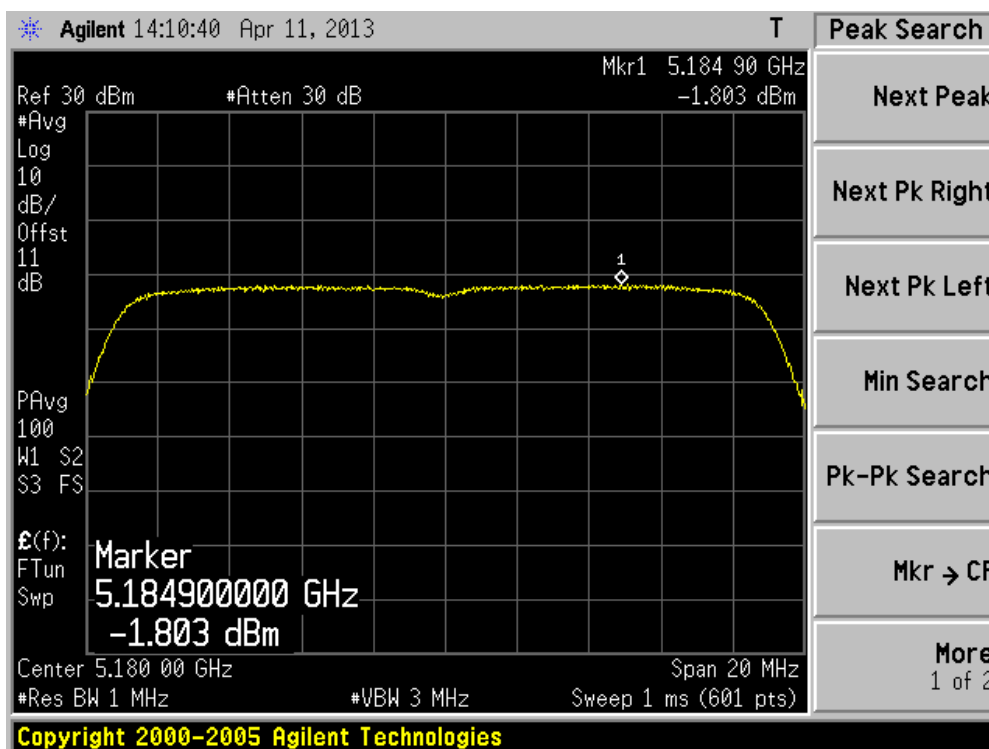
Channel 140 (5700MHz)



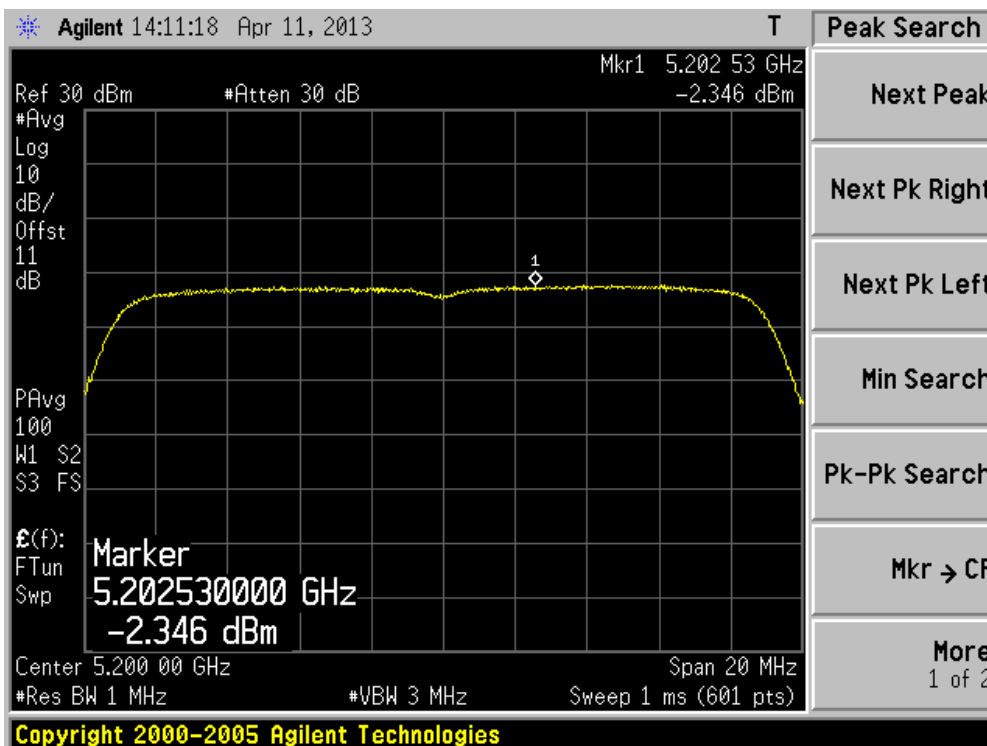
Product	: WIRELESS-ABGN 3X3 NETWORK MINI PCIE ADAPTER
Test Item	: Peak Power Spectral Density
Test Site	: TR-8
Test Mode	: Mode 2: Transmit by 802.11n (20MHz) (Chain 1)

Channel No.	Frequency (MHz)	Measurement PPSD (dBm/MHz)			Total PPSD (dBm/MHz)	Limit (dBm/MHz)	Result
		Chain 0	Chain 1	Chain 2			
36	5180	N/A	-1.80	N/A	-1.80	4	Pass
40	5200	N/A	-2.35	N/A	-2.35	4	Pass
48	5240	N/A	-1.85	N/A	-1.85	4	Pass
52	5260	N/A	3.31	N/A	3.31	11	Pass
60	5300	N/A	3.52	N/A	3.52	11	Pass
64	5320	N/A	3.44	N/A	3.44	11	Pass
100	5500	N/A	4.83	N/A	4.83	11	Pass
116	5580	N/A	5.37	N/A	5.37	11	Pass
140	5700	N/A	7.82	N/A	7.82	11	Pass

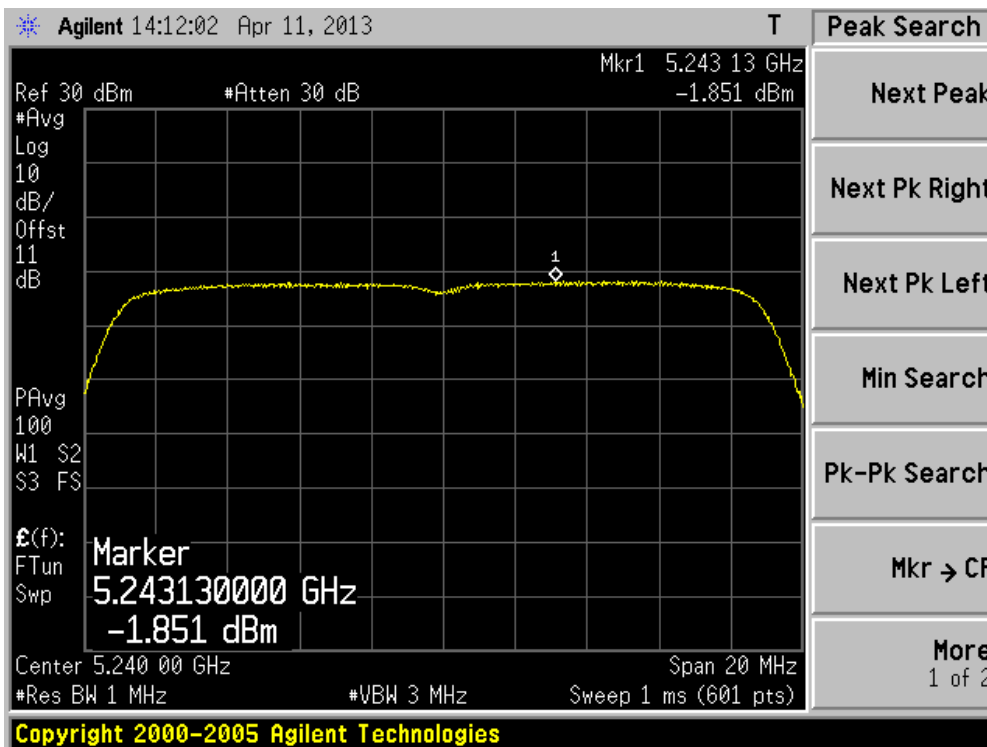
Channel 36 (5180MHz)



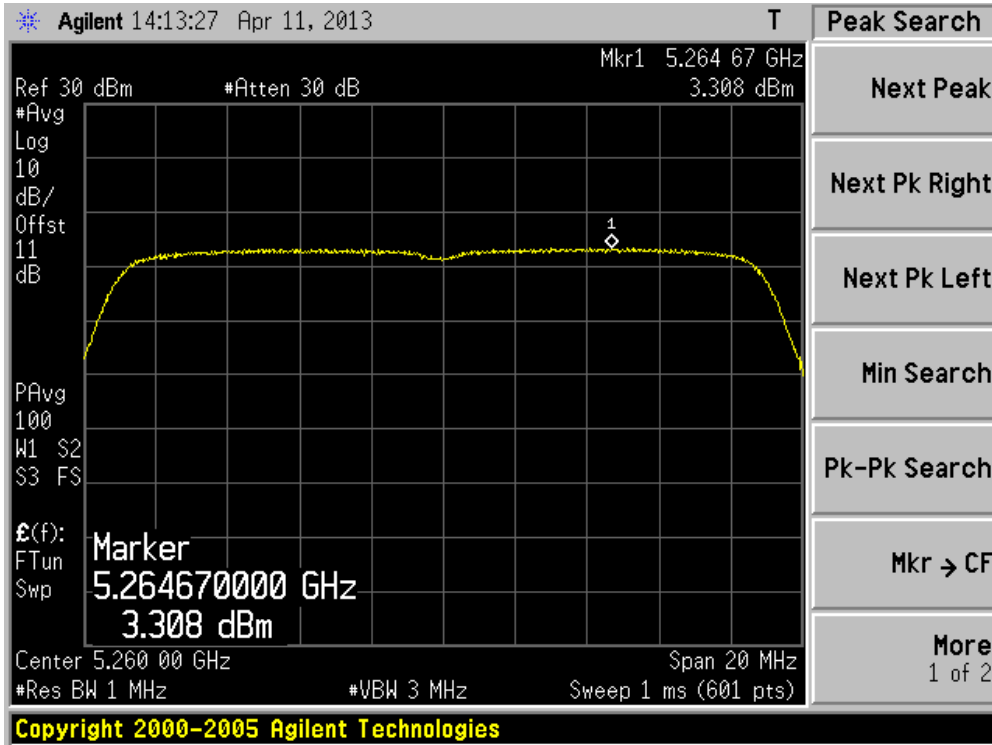
Channel 40 (5200MHz)



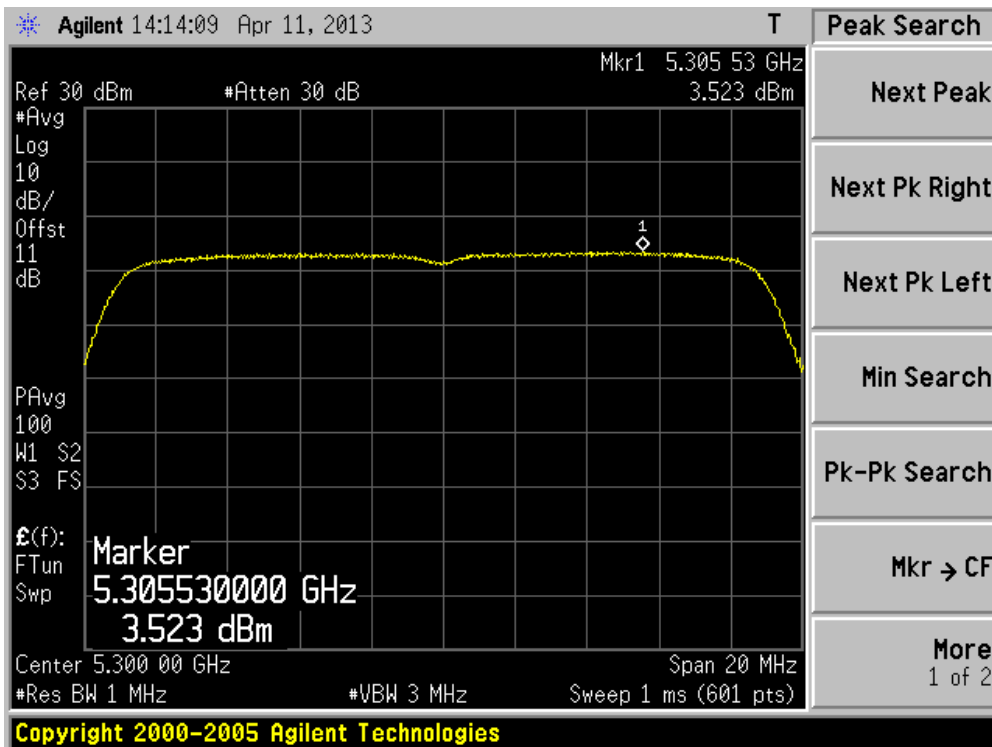
Channel 48 (5240MHz)



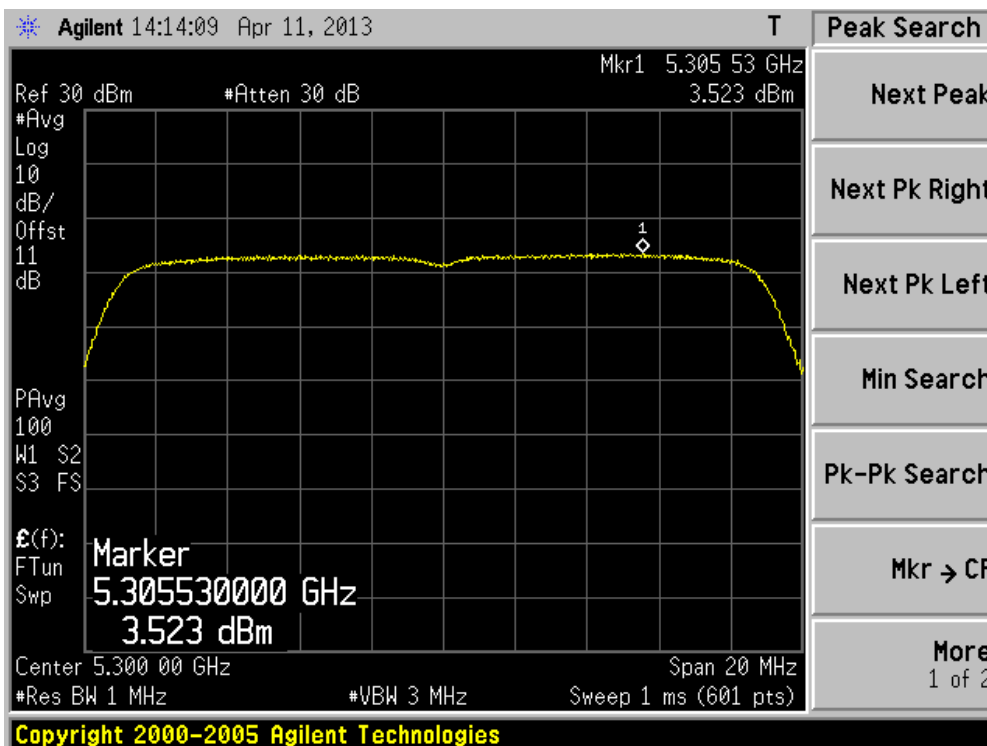
Channel 52 (5260MHz)



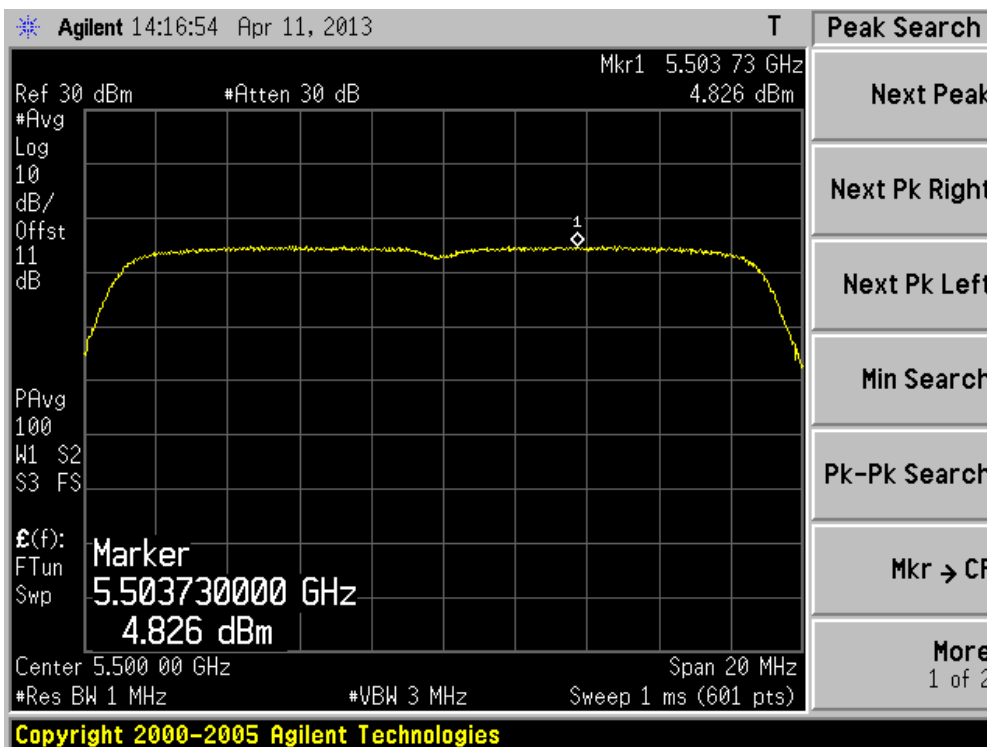
Channel 60 (5300MHz)



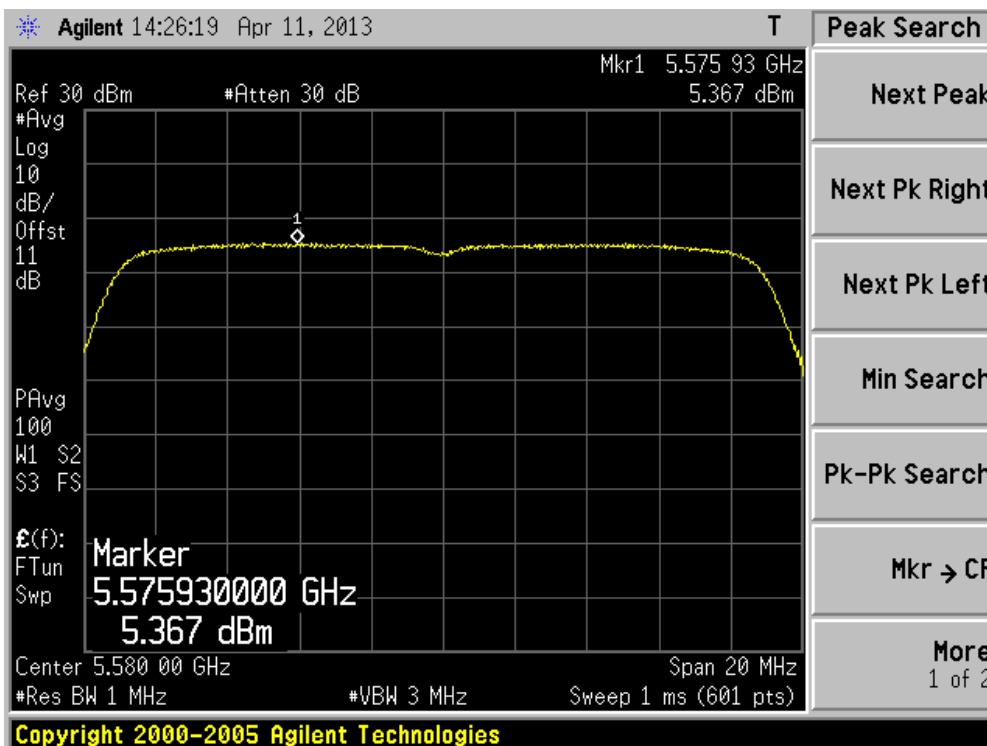
Channel 64 (5320MHz)



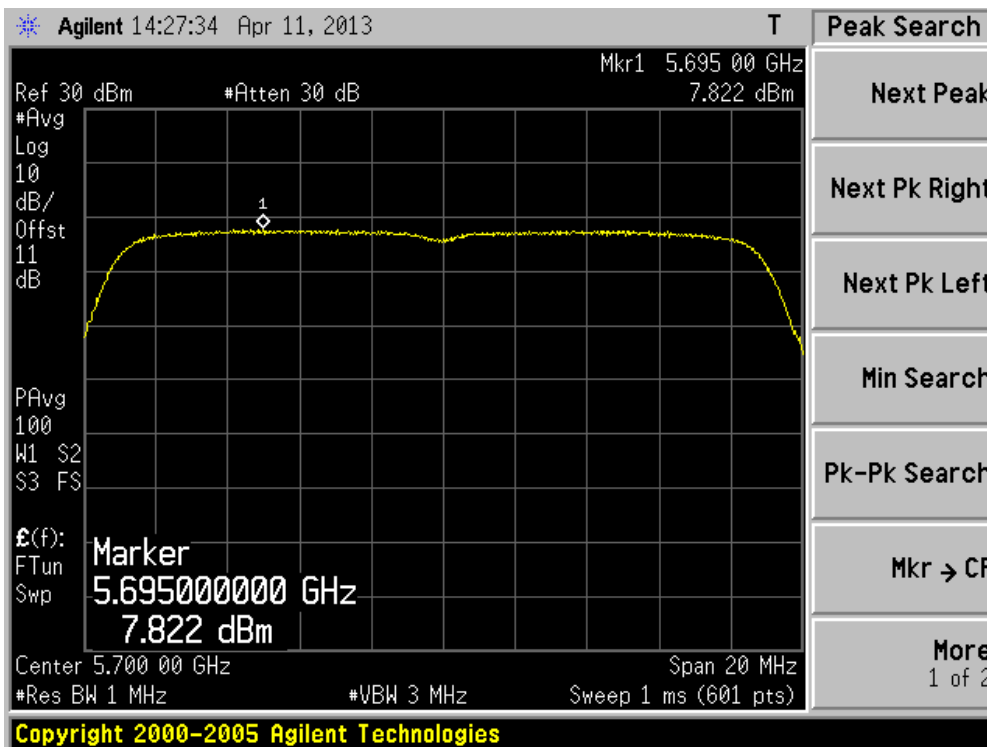
Channel 100 (5500MHz)



Channel 116 (5580MHz)



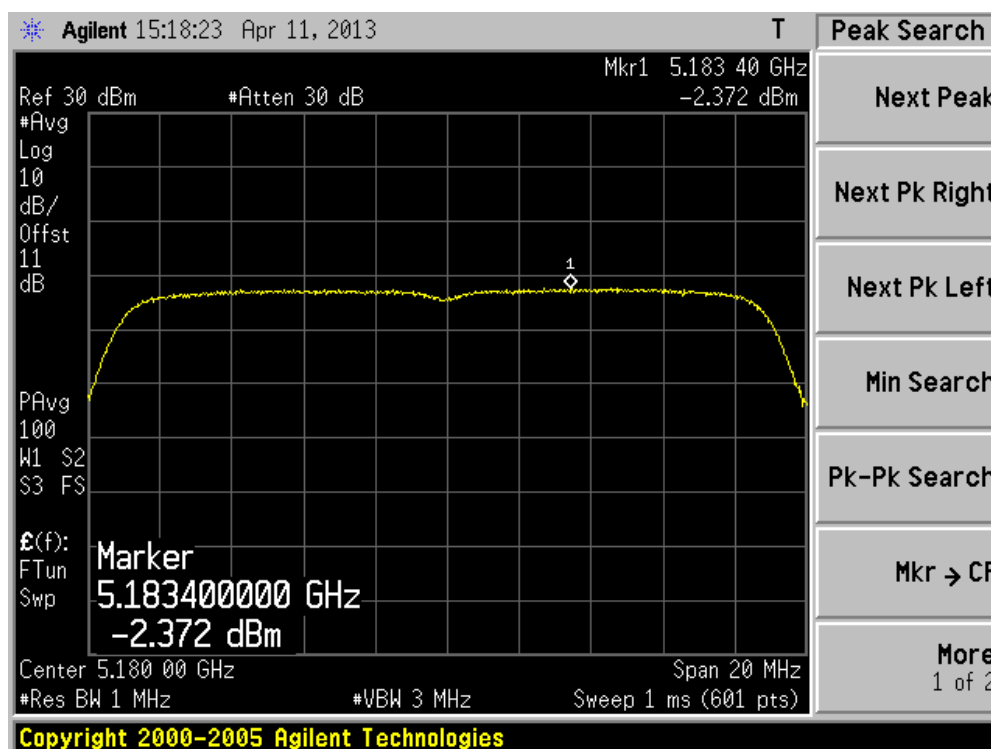
Channel 140 (5700MHz)



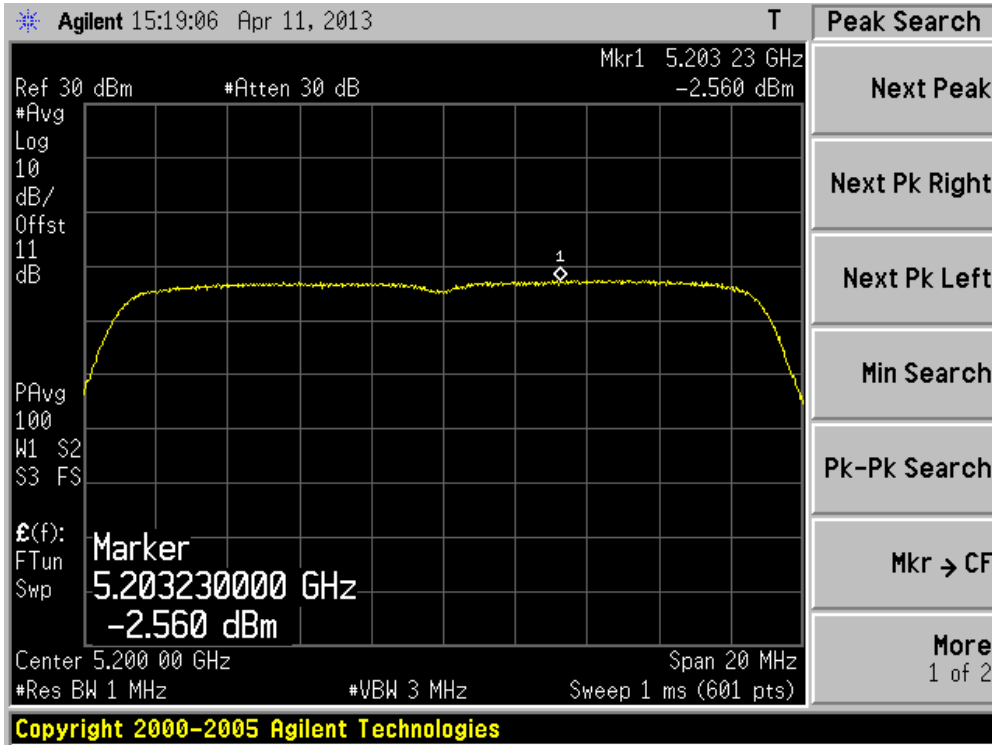
Product	: WIRELESS-ABGN 3X3 NETWORK MINI PCIE ADAPTER
Test Item	: Peak Power Spectral Density
Test Site	: TR-8
Test Mode	: Mode 2: Transmit by 802.11n (20MHz) (Chain 2)

Channel No.	Frequency (MHz)	Measurement PPSD (dBm/MHz)			Total PPSD (dBm/MHz)	Limit (dBm/MHz)	Result
		Chain 0	Chain 1	Chain 2			
36	5180	N/A	N/A	-2.37	-2.37	4	Pass
40	5200	N/A	N/A	-2.56	-2.56	4	Pass
48	5240	N/A	N/A	-2.28	-2.28	4	Pass
52	5260	N/A	N/A	3.98	3.98	11	Pass
60	5300	N/A	N/A	4.21	4.21	11	Pass
64	5320	N/A	N/A	5.18	5.18	11	Pass
100	5500	N/A	N/A	5.61	5.61	11	Pass
116	5580	N/A	N/A	4.32	4.32	11	Pass
140	5700	N/A	N/A	4.09	4.09	11	Pass

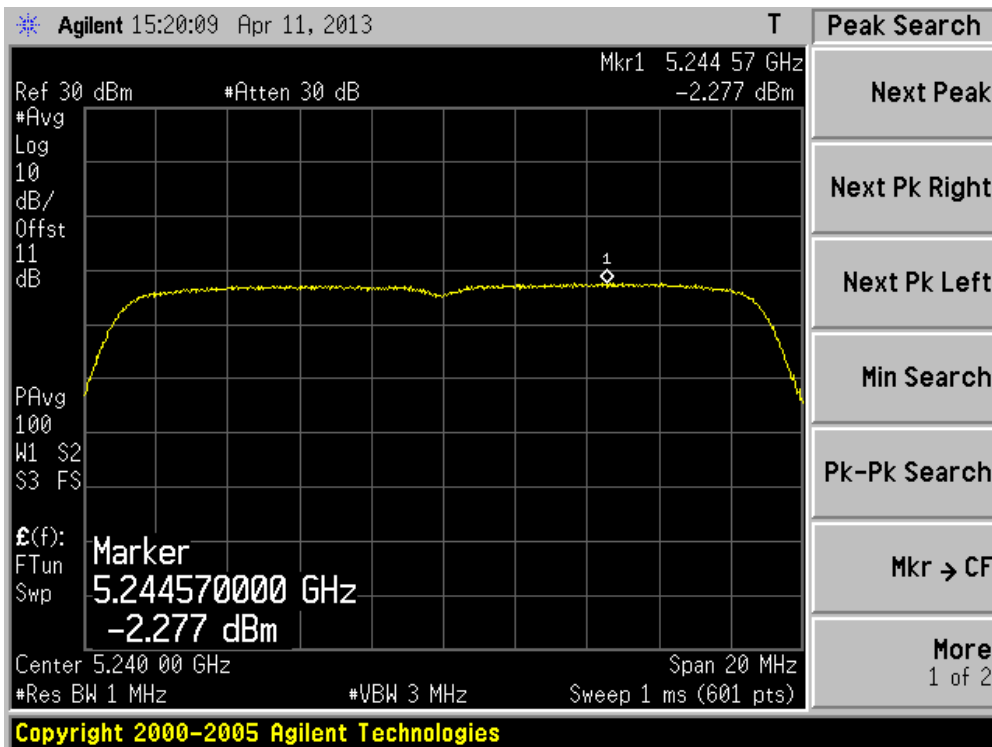
Channel 36 (5180MHz)



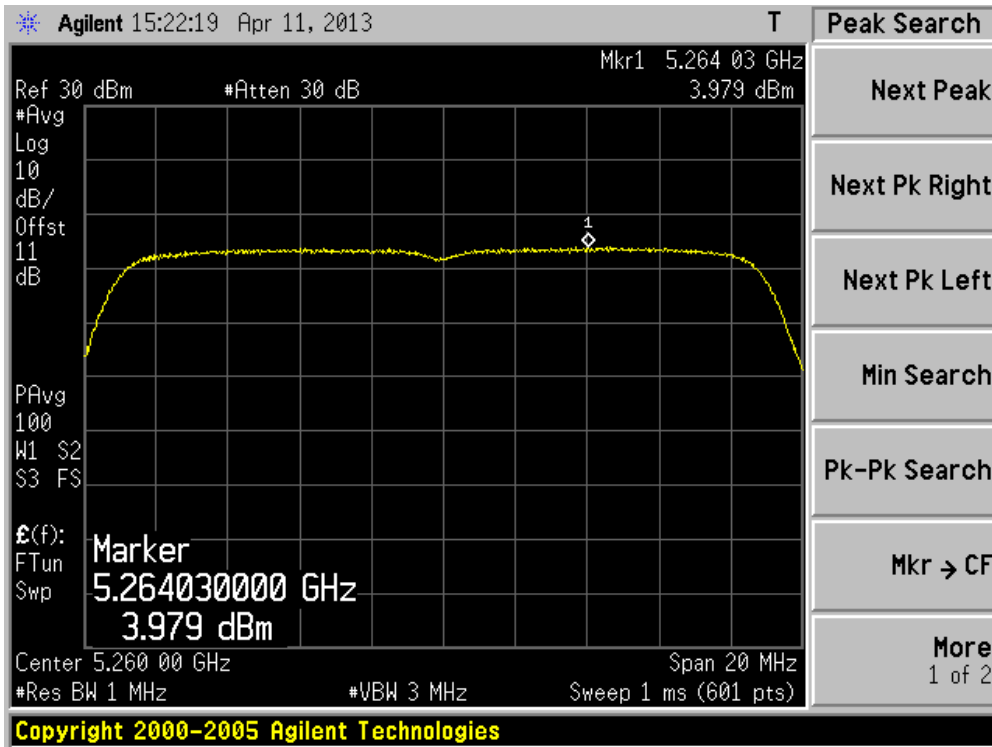
Channel 40 (5200MHz)



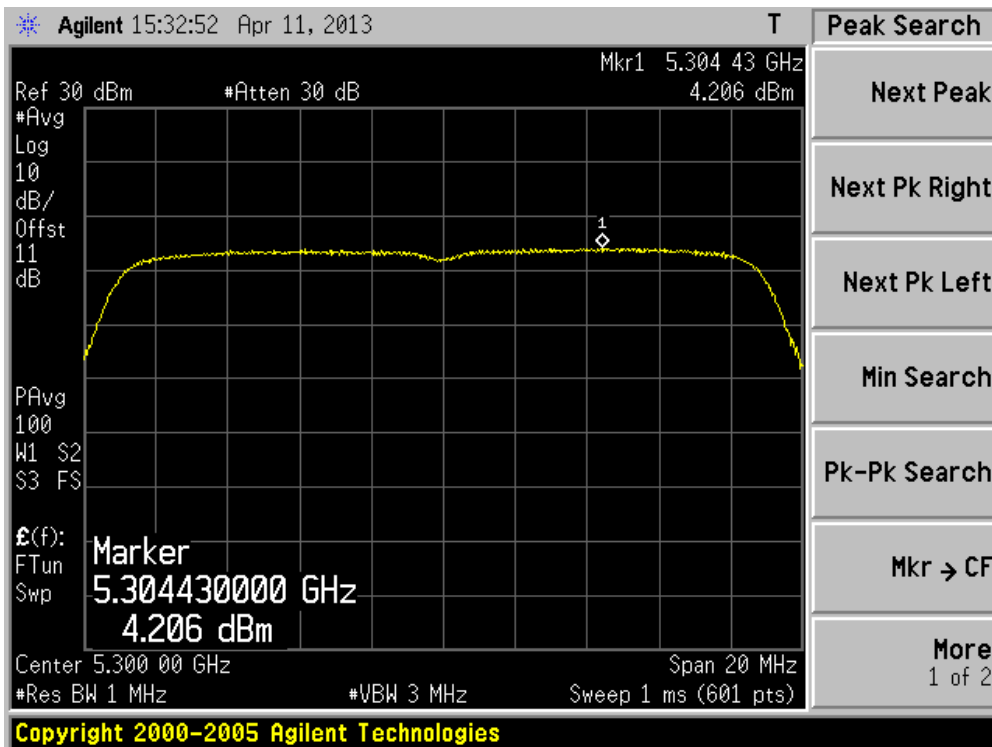
Channel 48 (5240MHz)



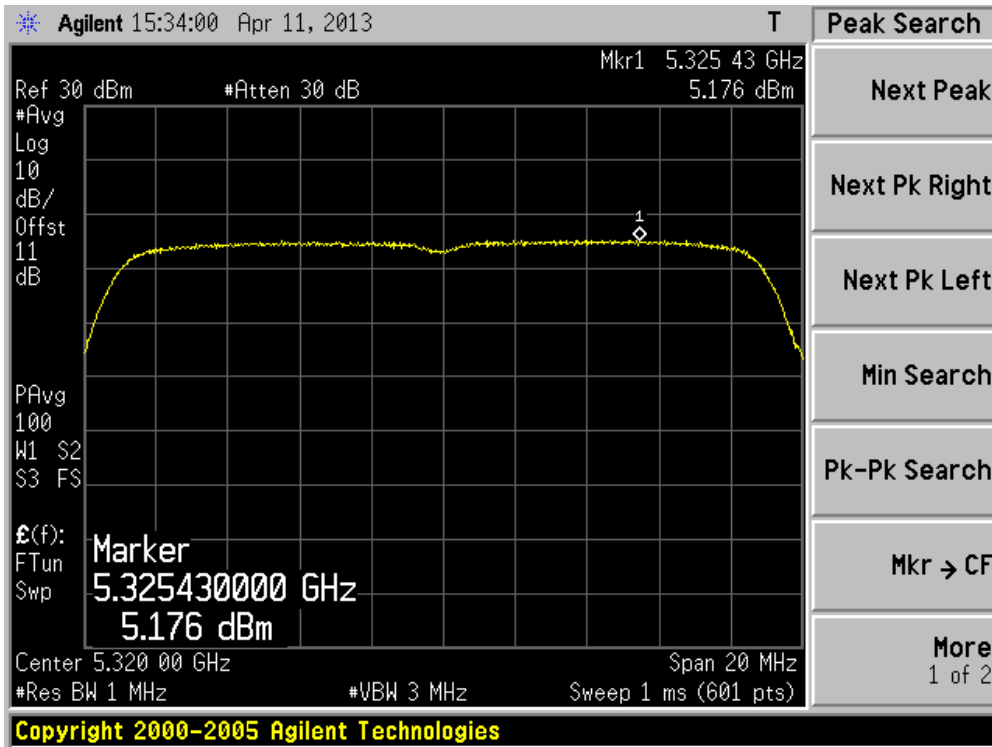
Channel 52 (5260MHz)



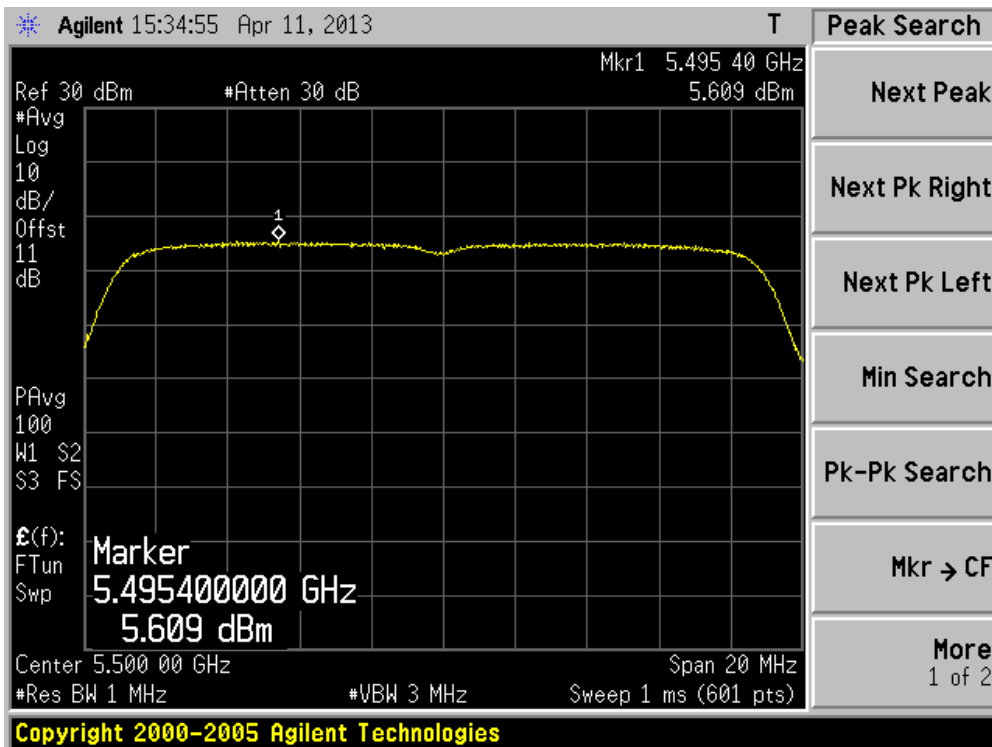
Channel 60 (5300MHz)



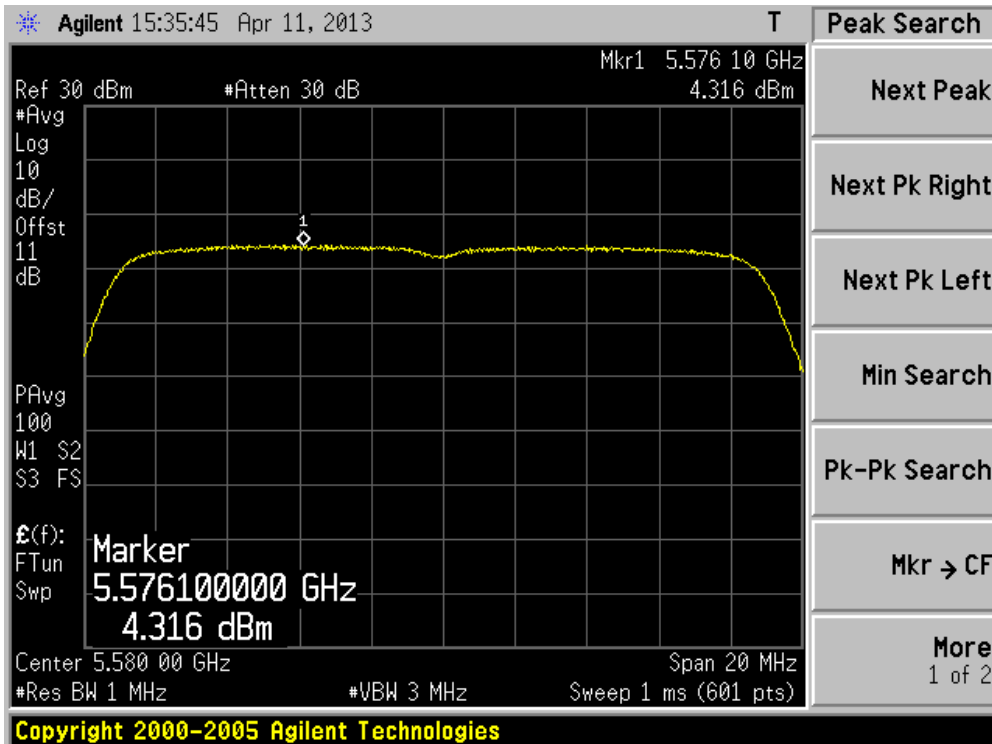
Channel 64 (5320MHz)



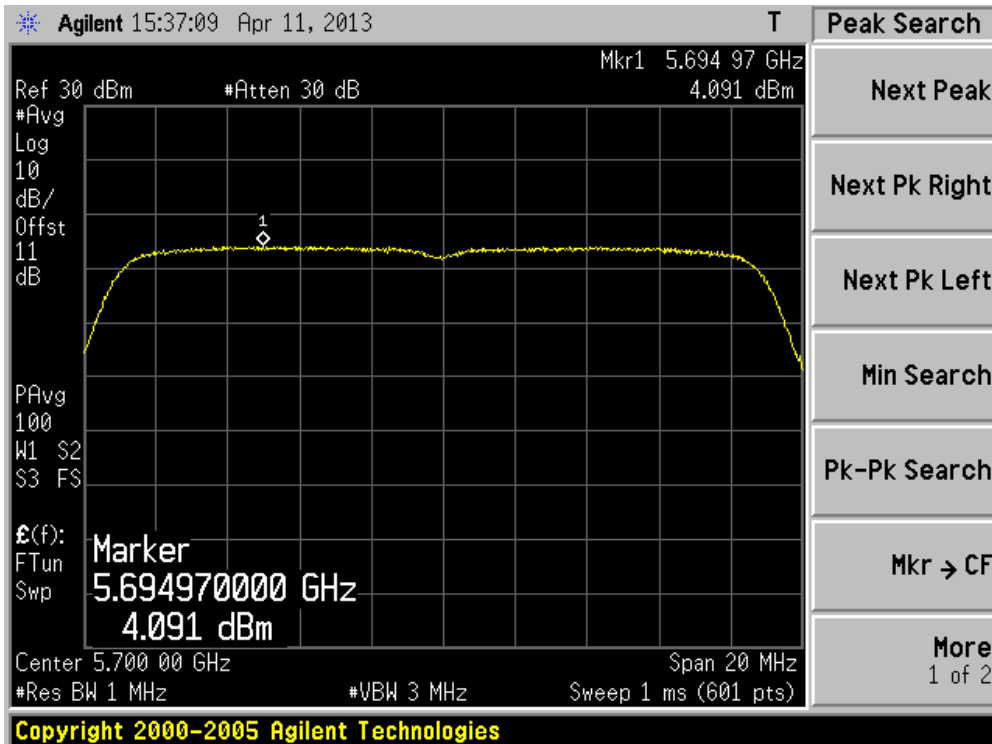
Channel 100 (5500MHz)



Channel 116 (5580MHz)



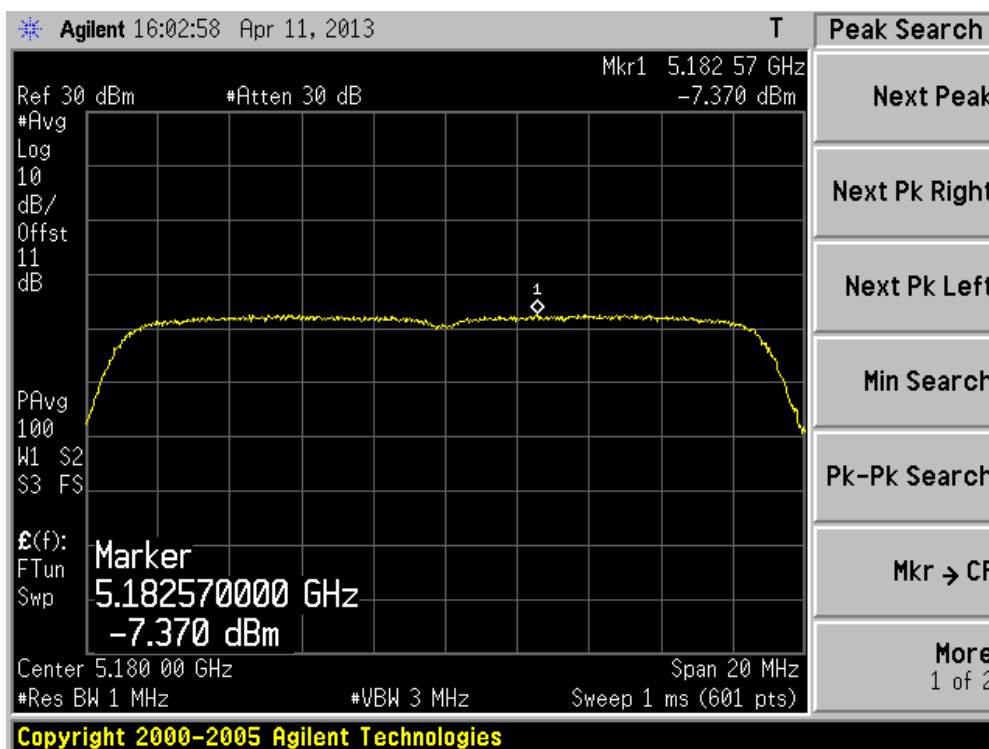
Channel 140 (5700MHz)



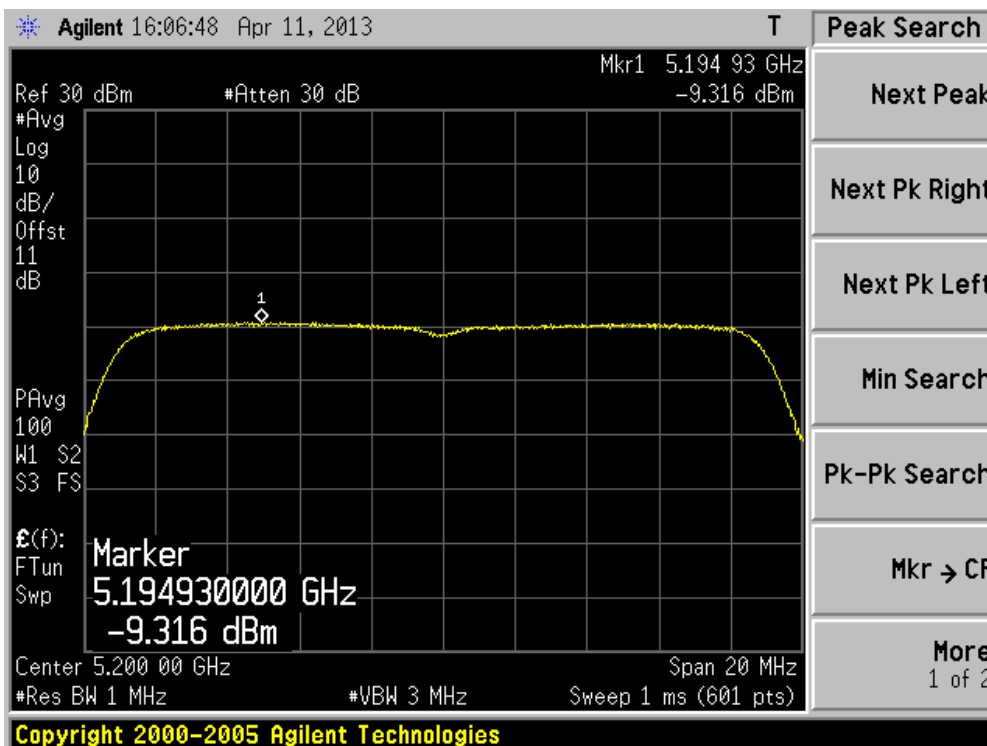
Product	: WIRELESS-ABGN 3X3 NETWORK MINI PCIE ADAPTER
Test Item	: Peak Power Spectral Density
Test Site	: TR-8
Test Mode	: Mode 2: Transmit by 802.11n (20MHz) (Chain 0+1)

Channel No.	Frequency (MHz)	Measurement PPSD (dBm/MHz)			Total PPSD (dBm/MHz)	Limit (dBm/MHz)	Result
		Chain 0	Chain 1	Chain 2			
36	5180	-7.37	-8.00	N/A	-4.66	4	Pass
40	5200	-9.32	-7.57	N/A	-5.35	4	Pass
48	5240	-9.57	-7.72	N/A	-5.54	4	Pass
52	5260	-2.98	1.43	N/A	2.77	11	Pass
60	5300	-.219	-0.23	N/A	2.79	11	Pass
64	5320	-3.78	-1.48	N/A	0.53	11	Pass
100	5500	-3.50	-1.84	N/A	0.42	11	Pass
116	5580	-3.34	-0.98	N/A	1.01	11	Pass
140	5700	-0.65	-0.84	N/A	2.27	11	Pass

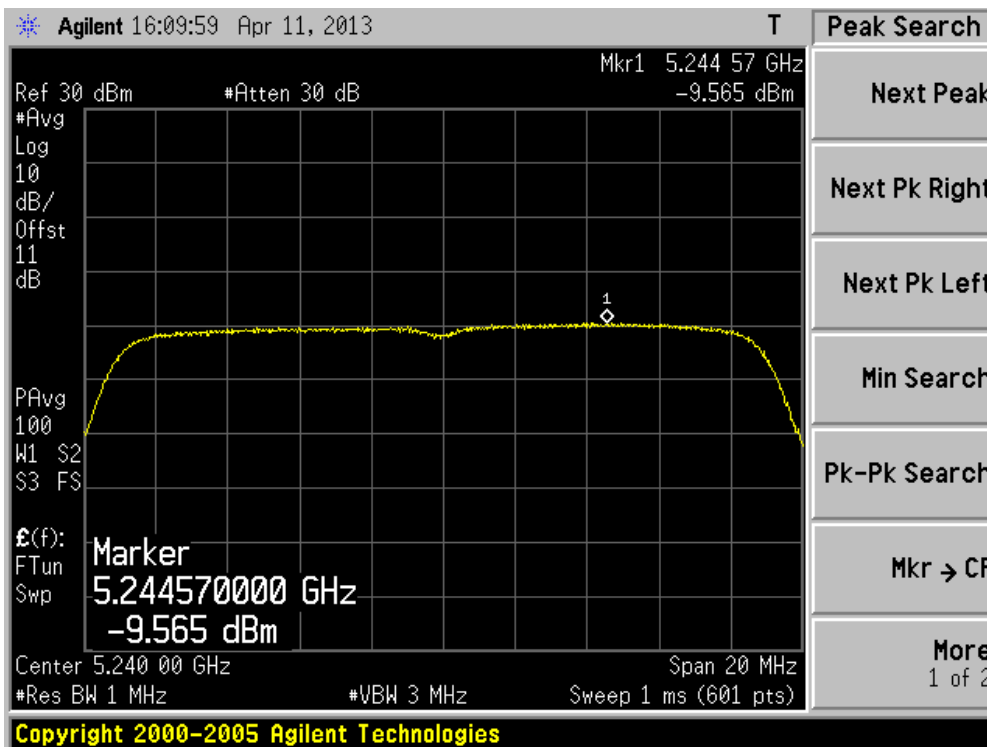
Channel 36 (5180MHz) - Chain 0



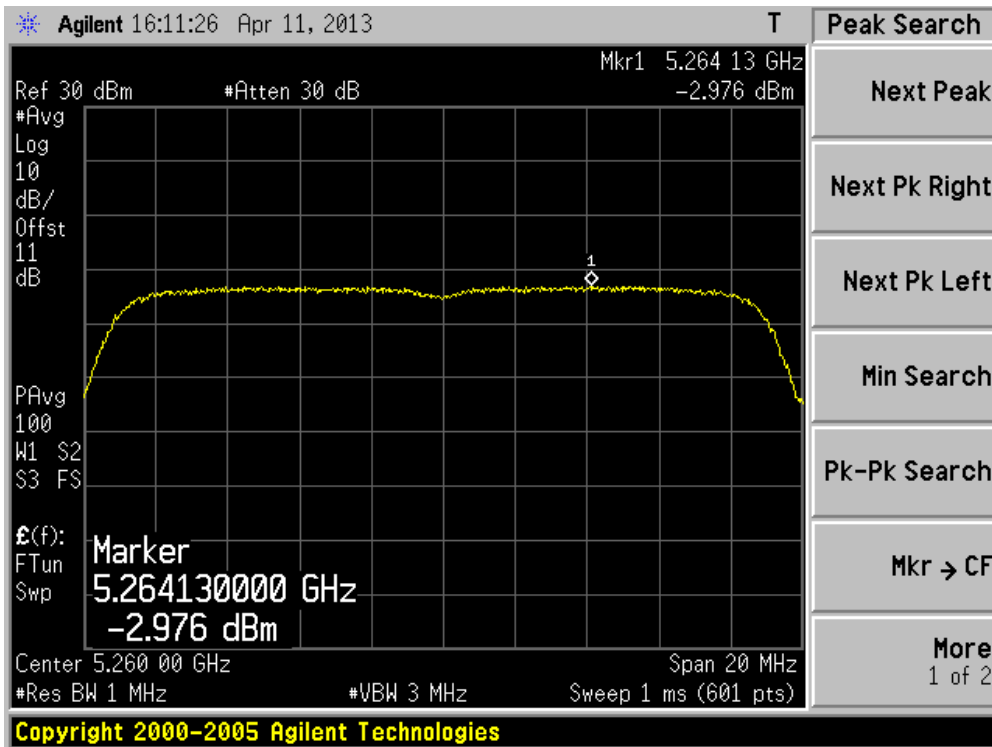
Channel 40 (5200MHz) - Chain 0



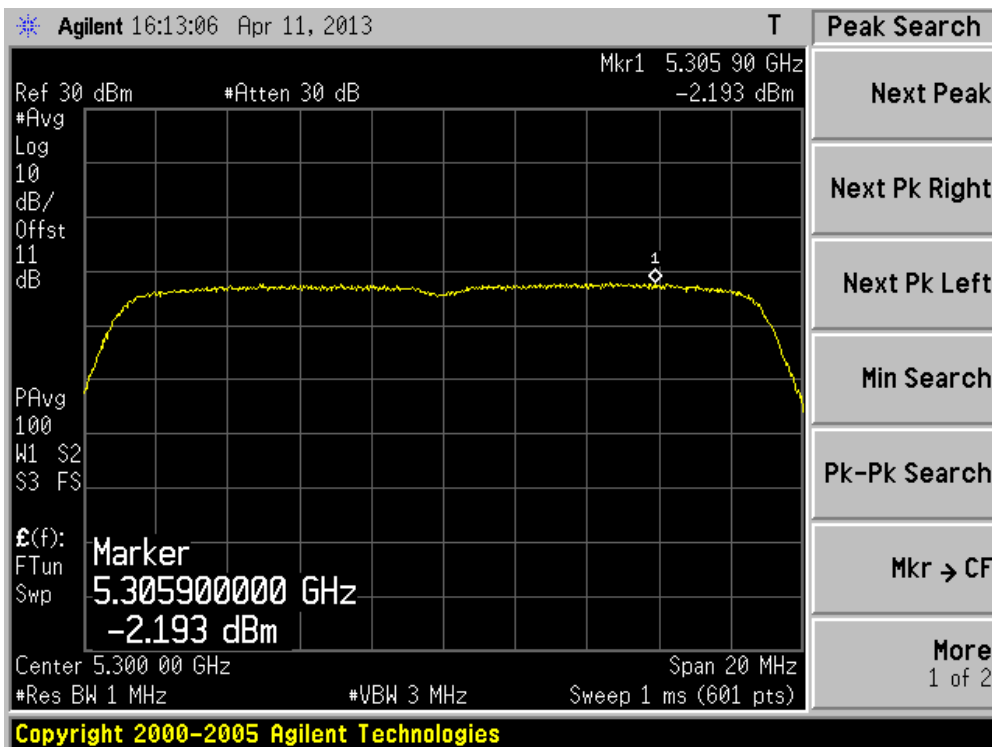
Channel 48 (5240MHz) - Chain 0



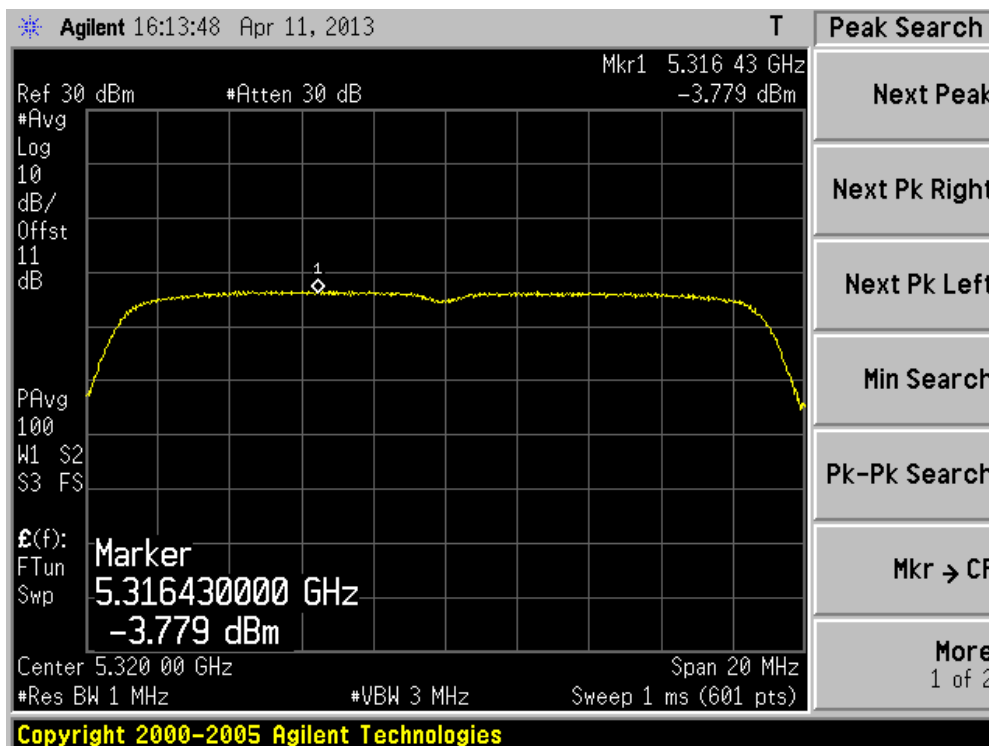
Channel 52 (5260MHz) - Chain 0



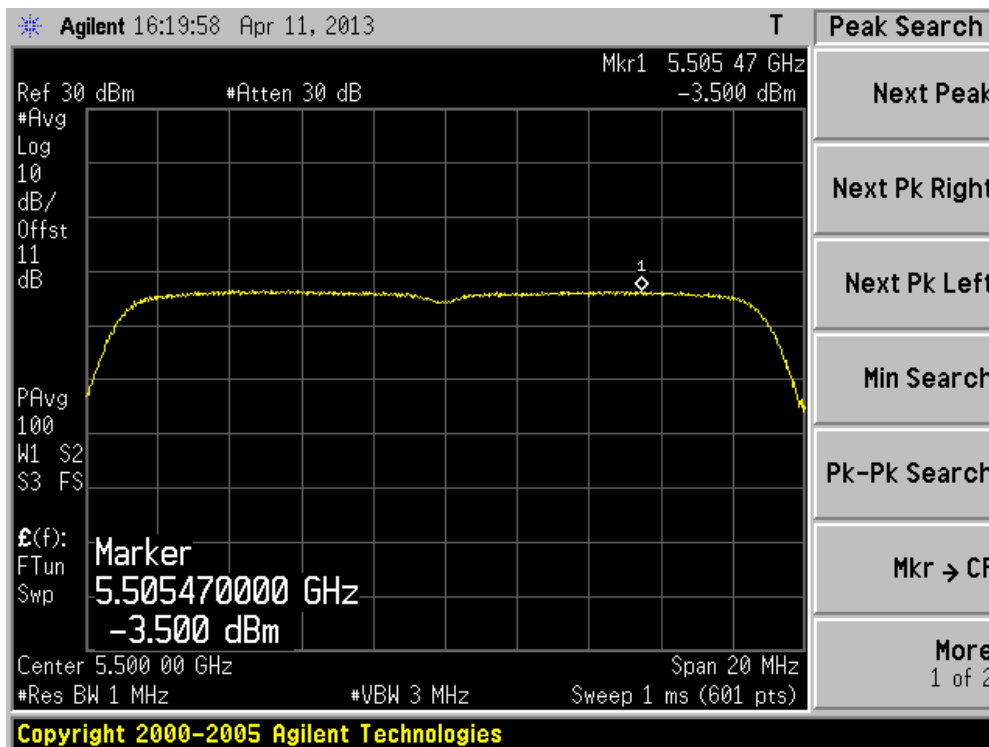
Channel 60 (5300MHz) - Chain 0



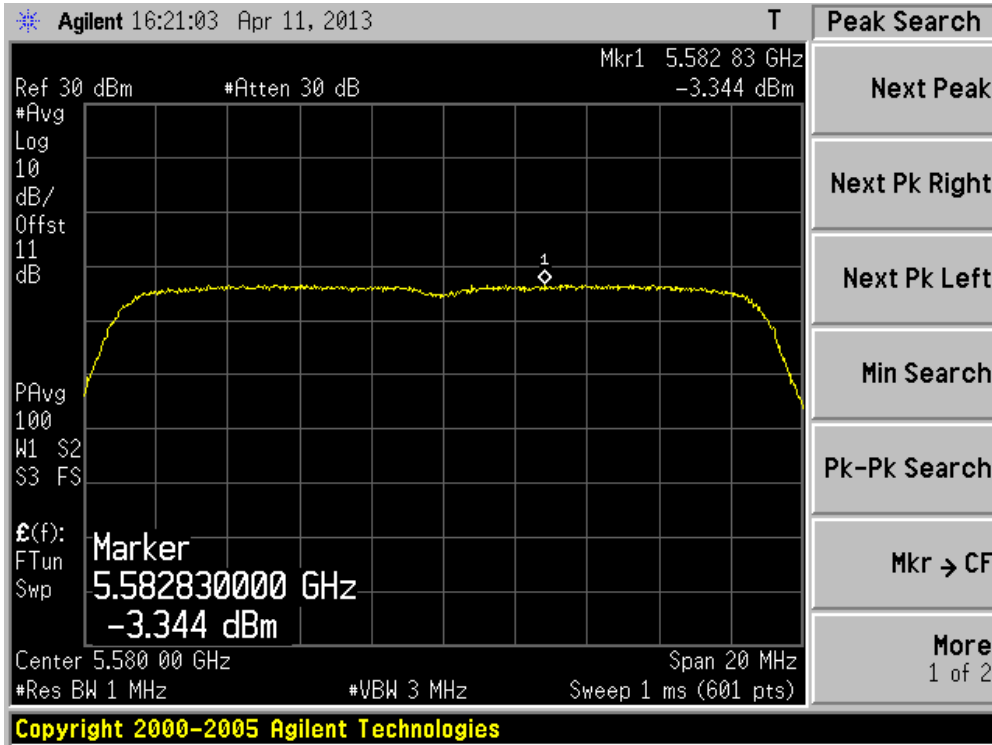
Channel 64 (5320MHz) - Chain 0



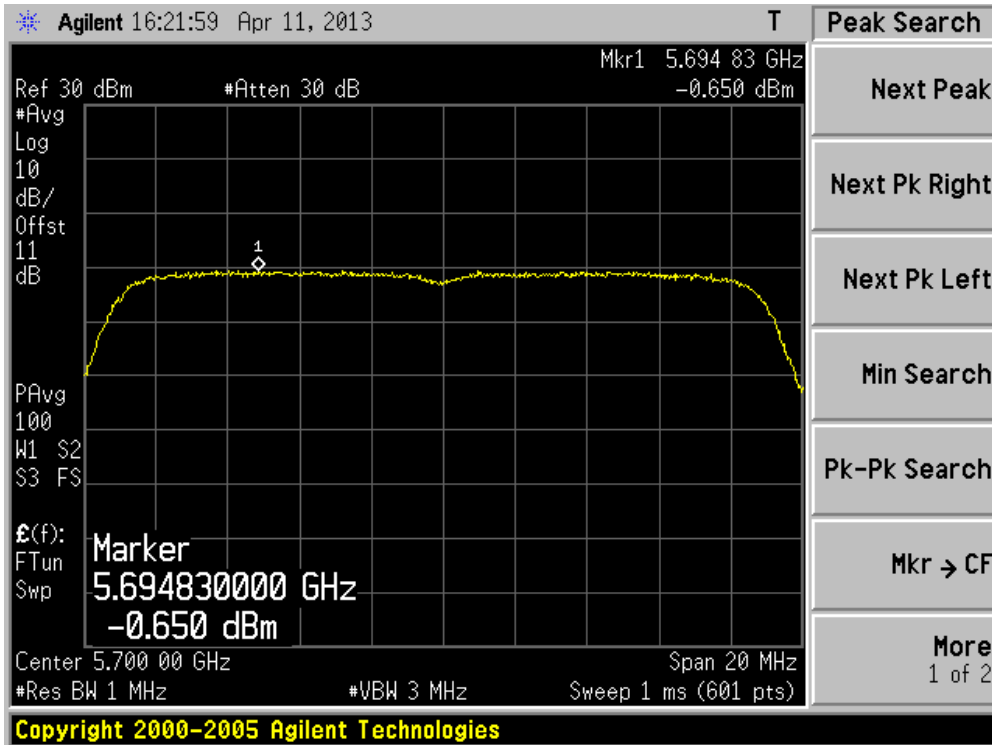
Channel 100 (5500MHz) - Chain 0



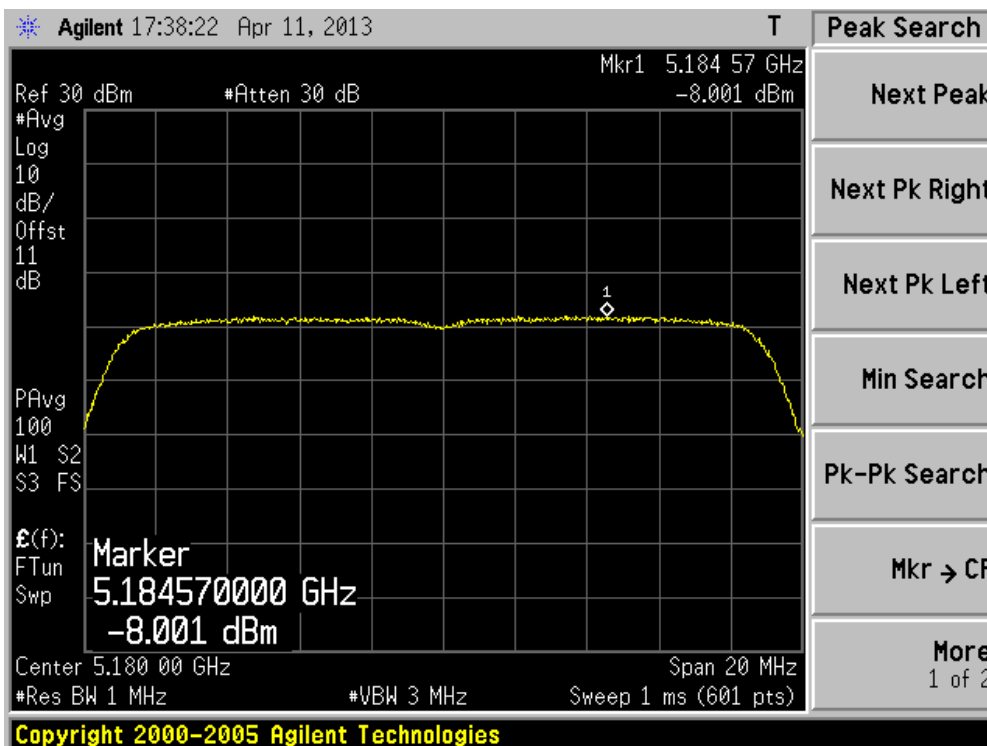
Channel 116 (5580MHz) - Chain 0



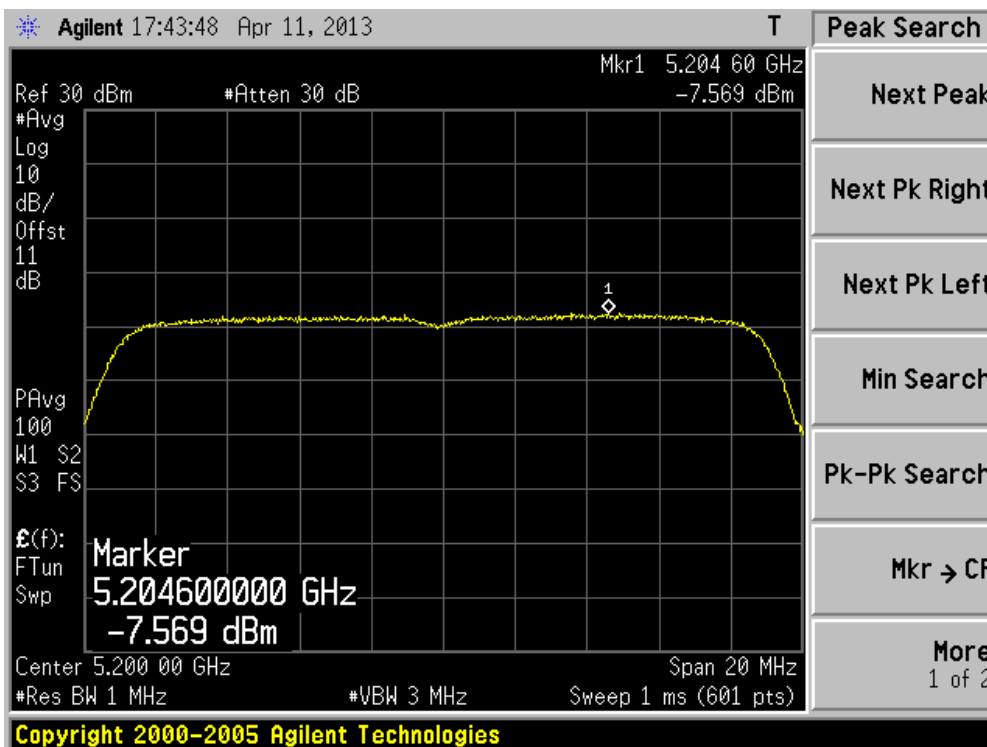
Channel 140 (5700MHz) - Chain 0



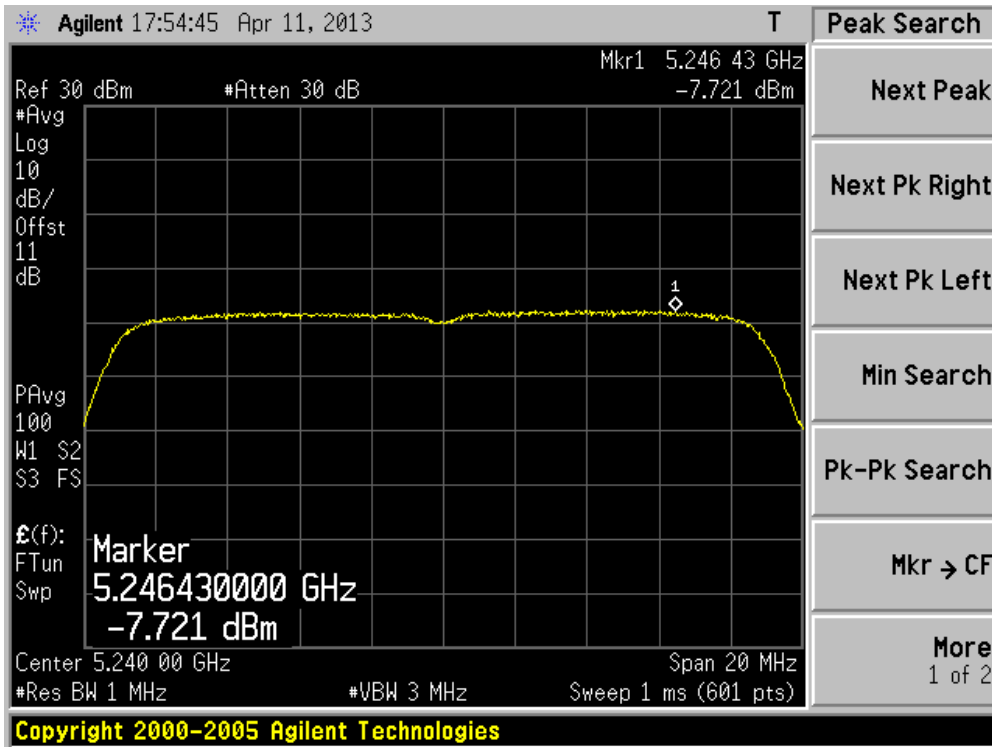
Channel 36 (5180MHz) - Chain 1



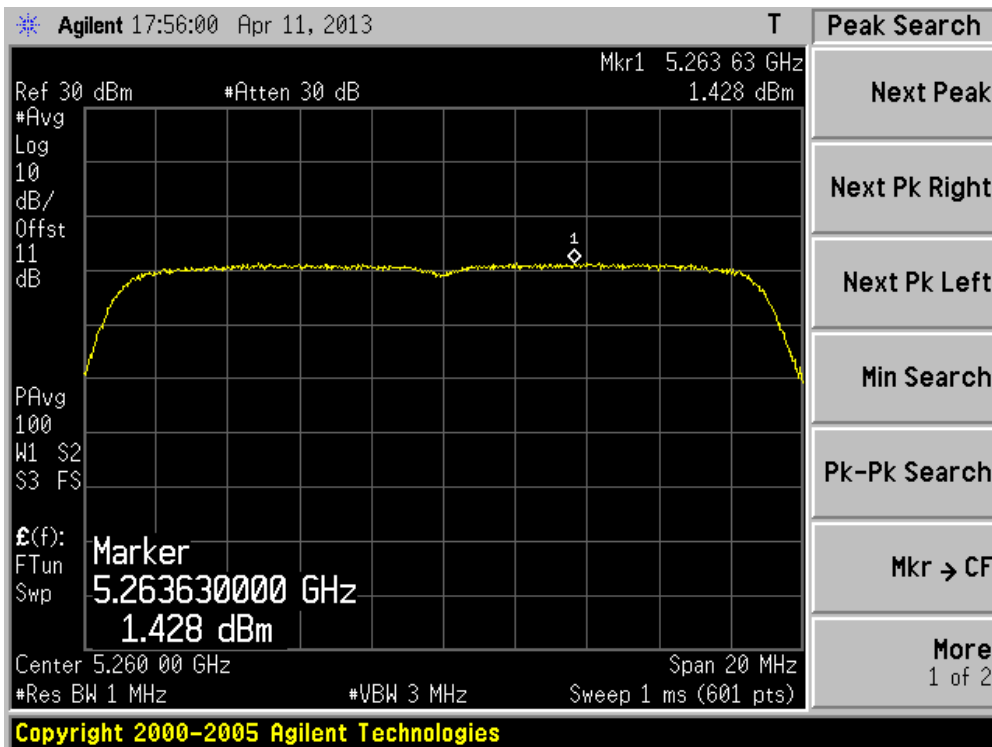
Channel 40 (5200MHz) - Chain 1



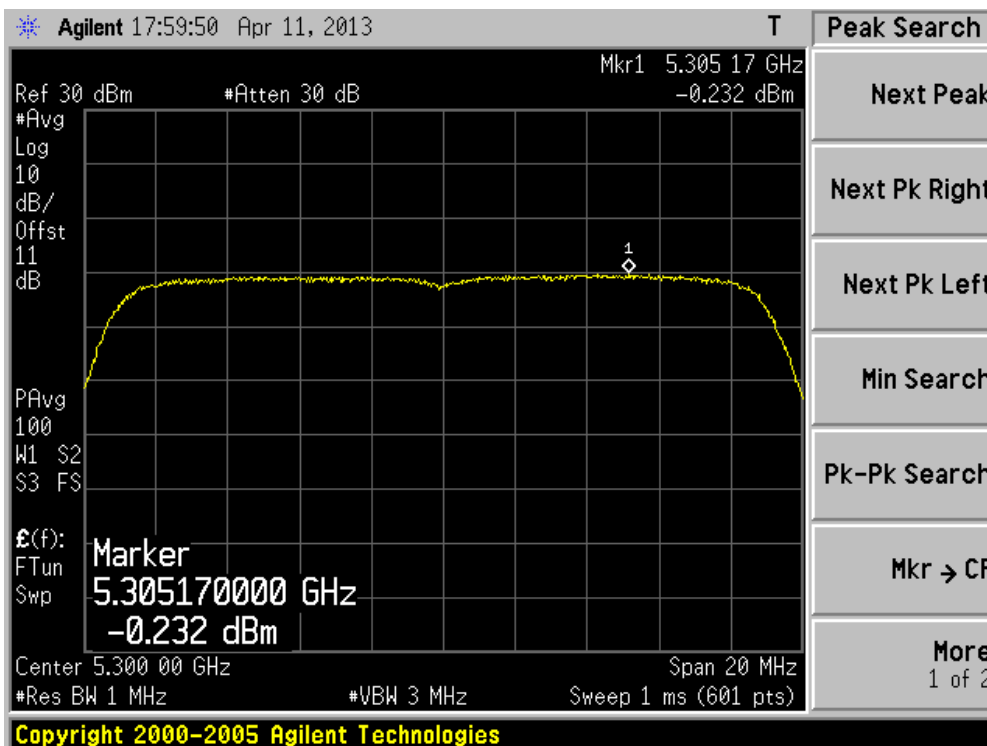
Channel 48 (5240MHz) - Chain1



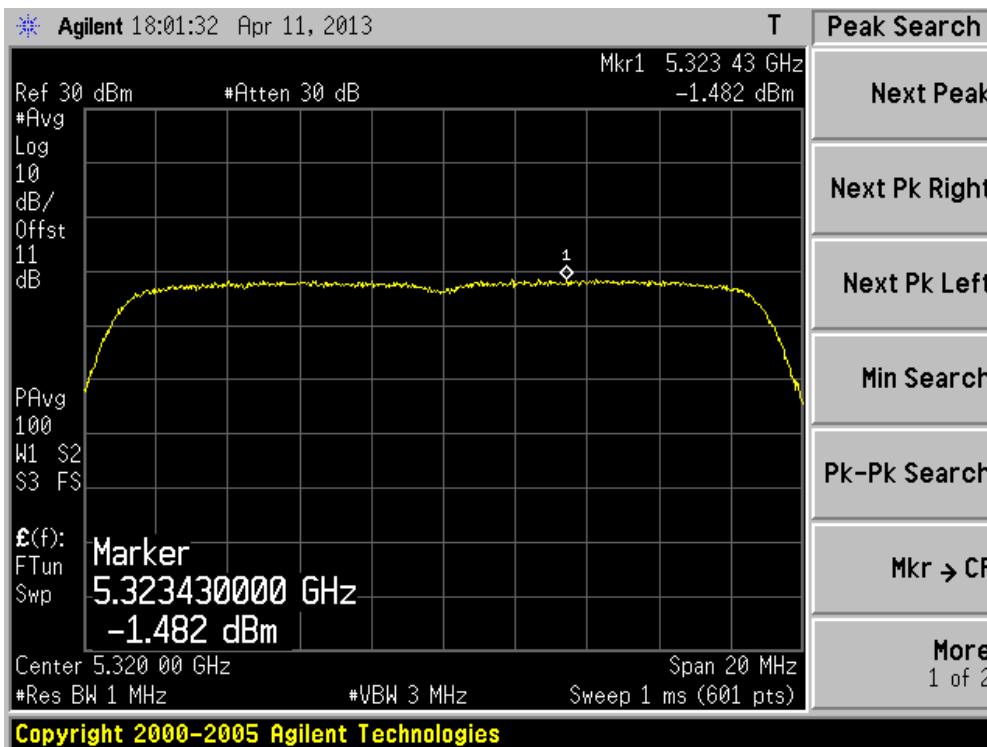
Channel 52 (5260MHz) - Chain 1



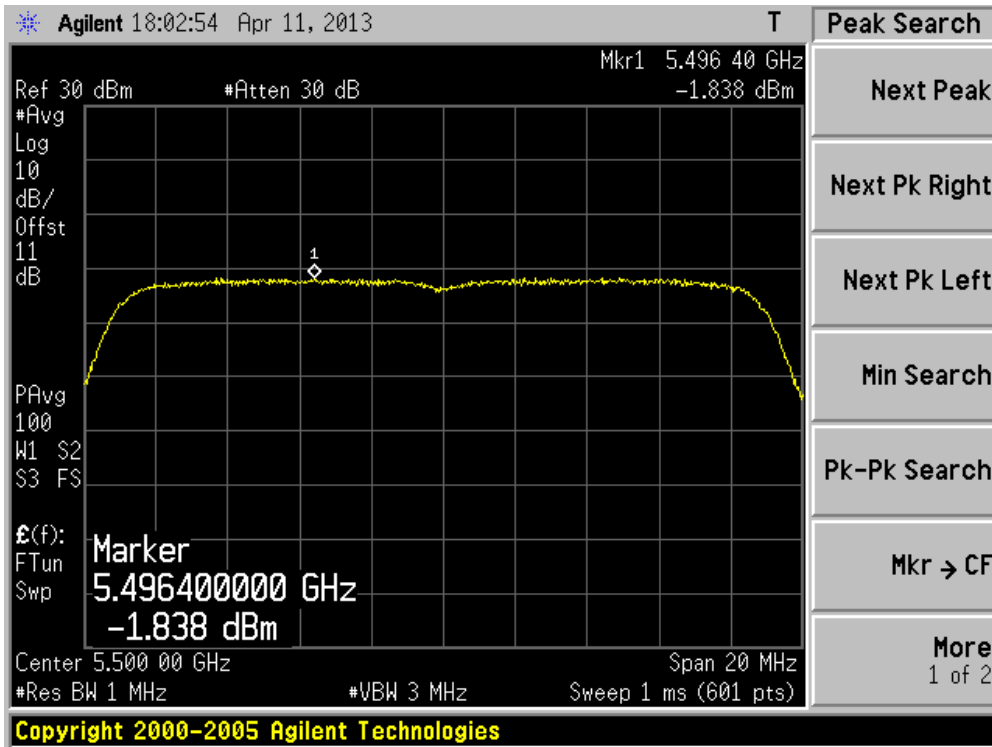
Channel 60 (5300MHz) - Chain 1



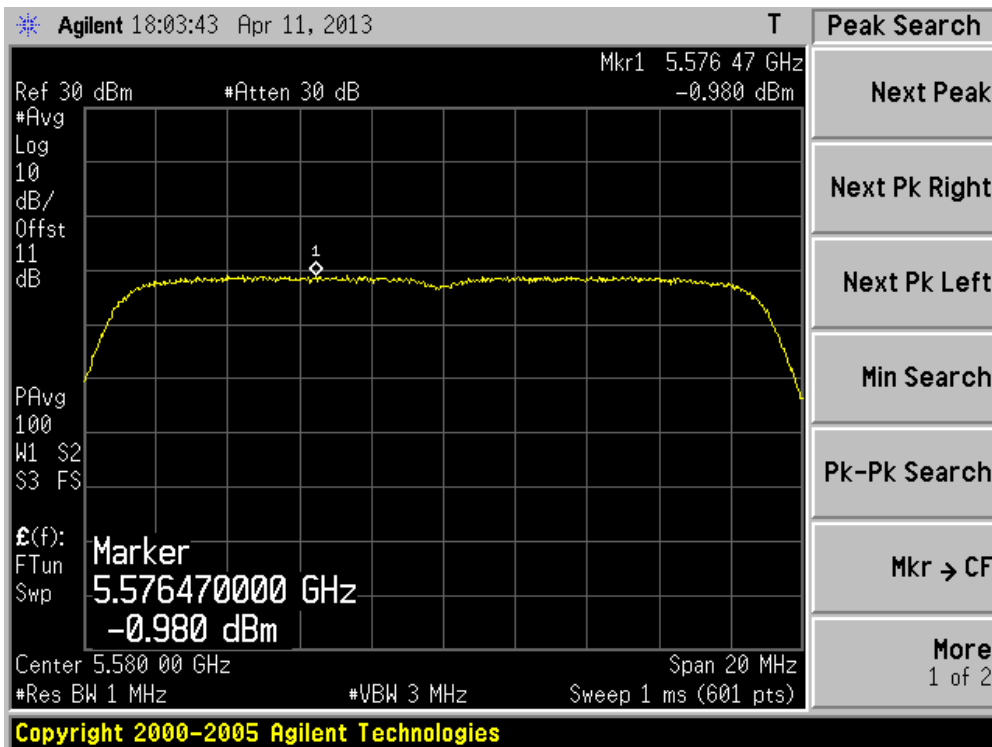
Channel 64 (5320MHz) - Chain 1



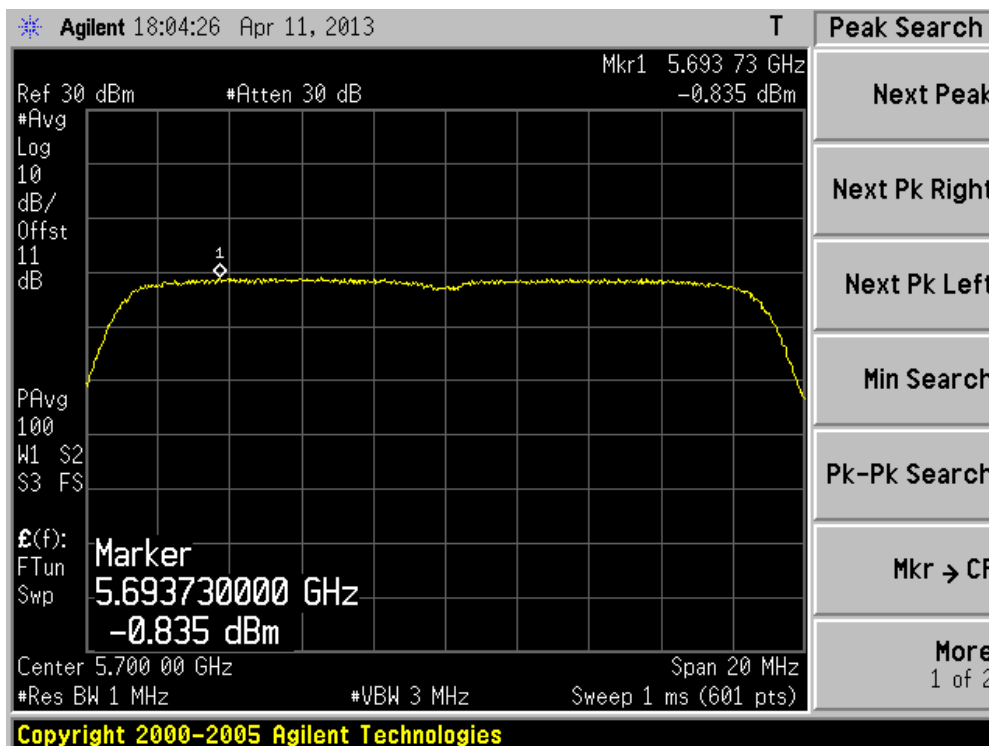
Channel 100 (5500MHz) - Chain 1



Channel 116 (5580MHz) - Chain 1



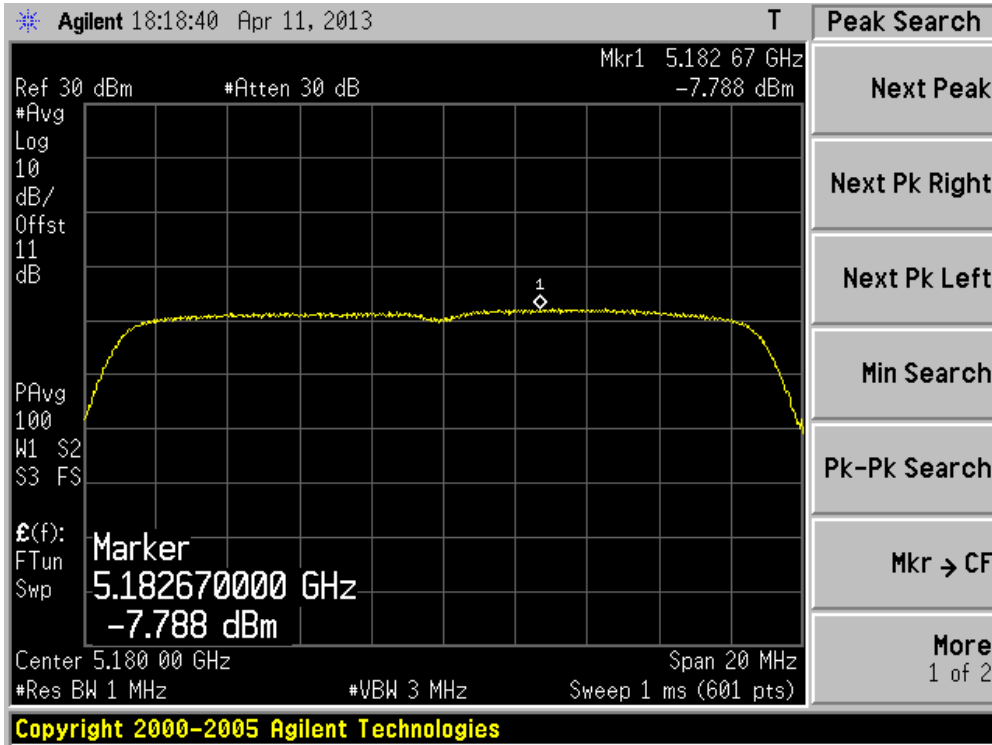
Channel 140 (5700MHz) - Chain 1



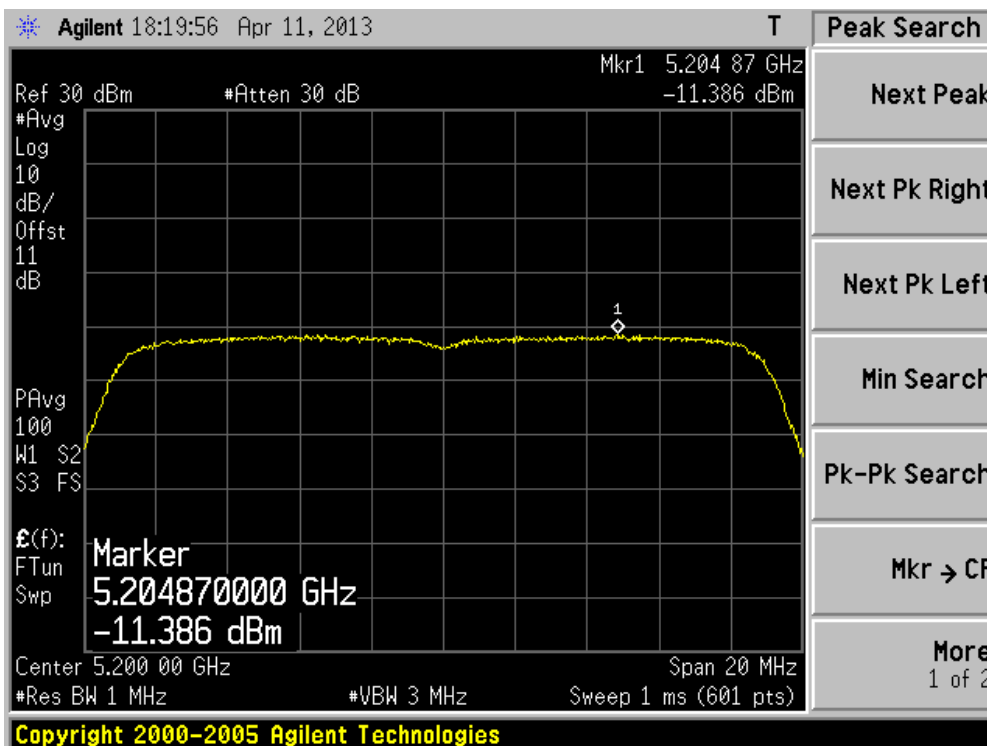
Product	: WIRELESS-ABGN 3X3 NETWORK MINI PCIE ADAPTER
Test Item	: Peak Power Spectral Density
Test Site	: TR-8
Test Mode	: Mode 2: Transmit by 802.11n (20MHz) (Chain 0+1+2)

Channel No.	Frequency (MHz)	Measurement PPSD (dBm/MHz)			Total PPSD (dBm/MHz)	Limit (dBm/MHz)	Result
		Chain 0	Chain 1	Chain 2			
36	5180	-7.79	-10.33	-9.39	-4.27	4	Pass
40	5200	-11.39	-10.20	-10.39	-5.86	4	Pass
48	5240	-11.45	-9.79	-10.39	-5.72	4	Pass
52	5260	-3.94	-1.85	-11.32	0.53	11	Pass
60	5300	-3.64	-3.27	0.94	3.31	11	Pass
64	5320	-0.89	-2.32	-1.31	3.31	11	Pass
100	5500	-4.37	-4.57	-2.30	1.15	11	Pass
116	5580	-4.26	-2.79	-3.01	1.46	11	Pass
140	5700	-3.23	-2.79	-2.32	2.01	11	Pass

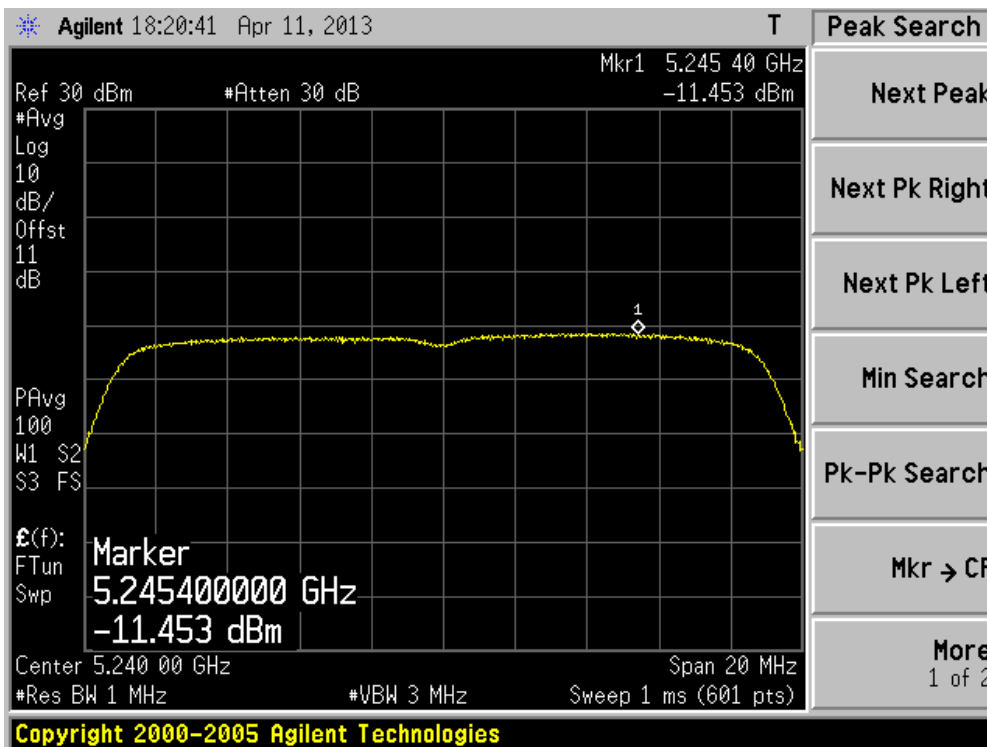
Channel 36 (5180MHz) - Chain 0



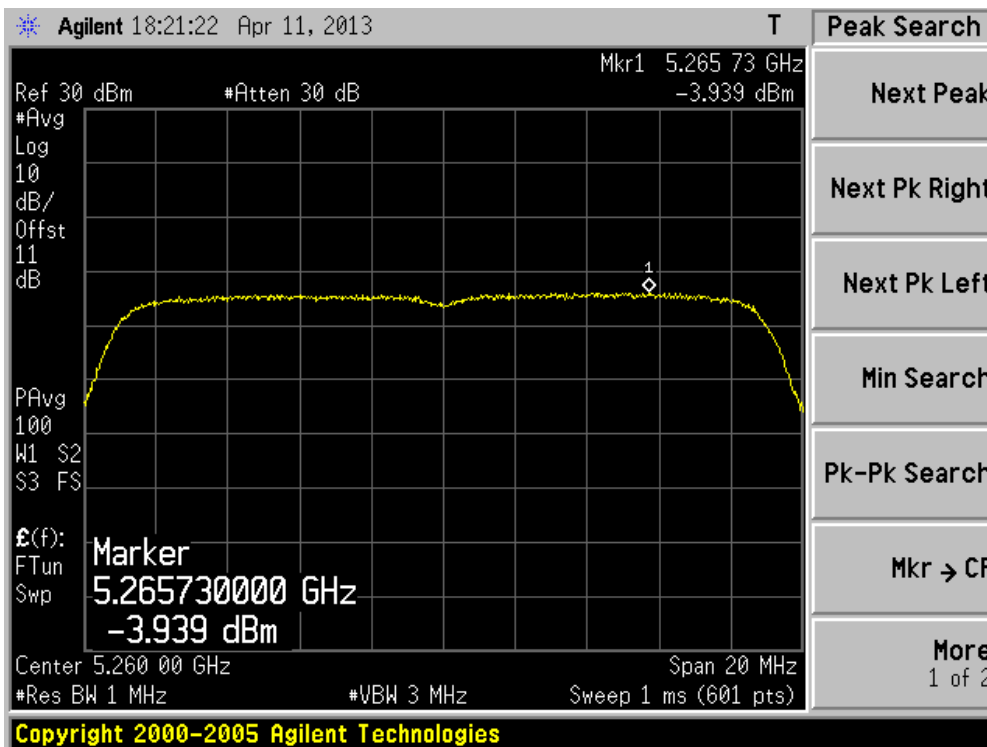
Channel 40 (5200MHz) - Chain 0



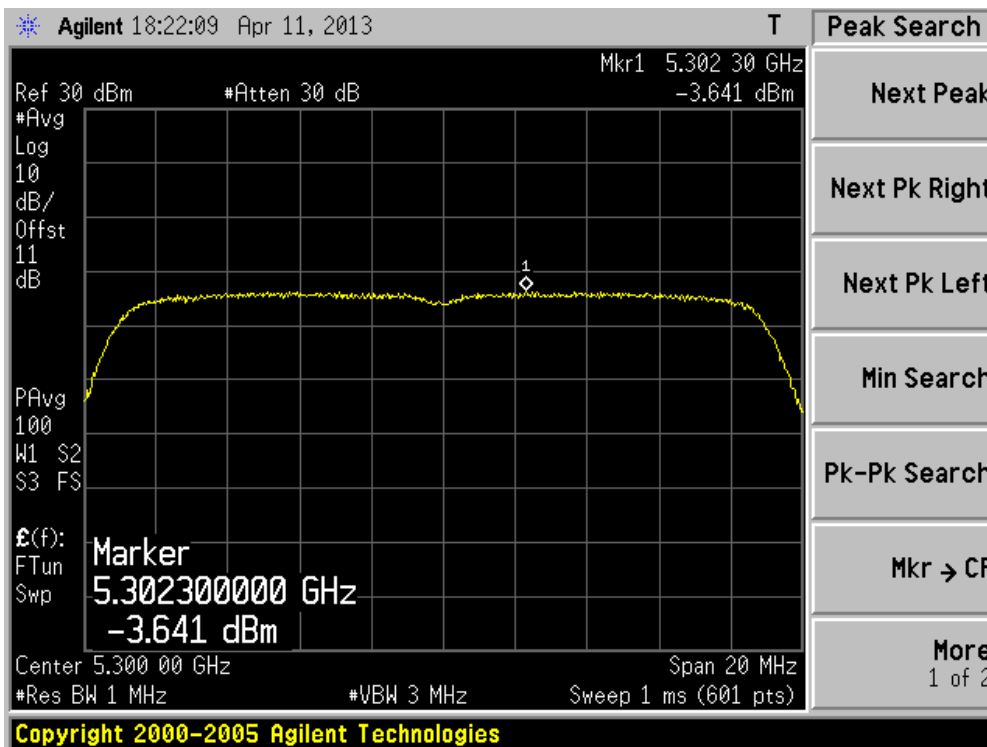
Channel 48 (5240MHz) - Chain 0



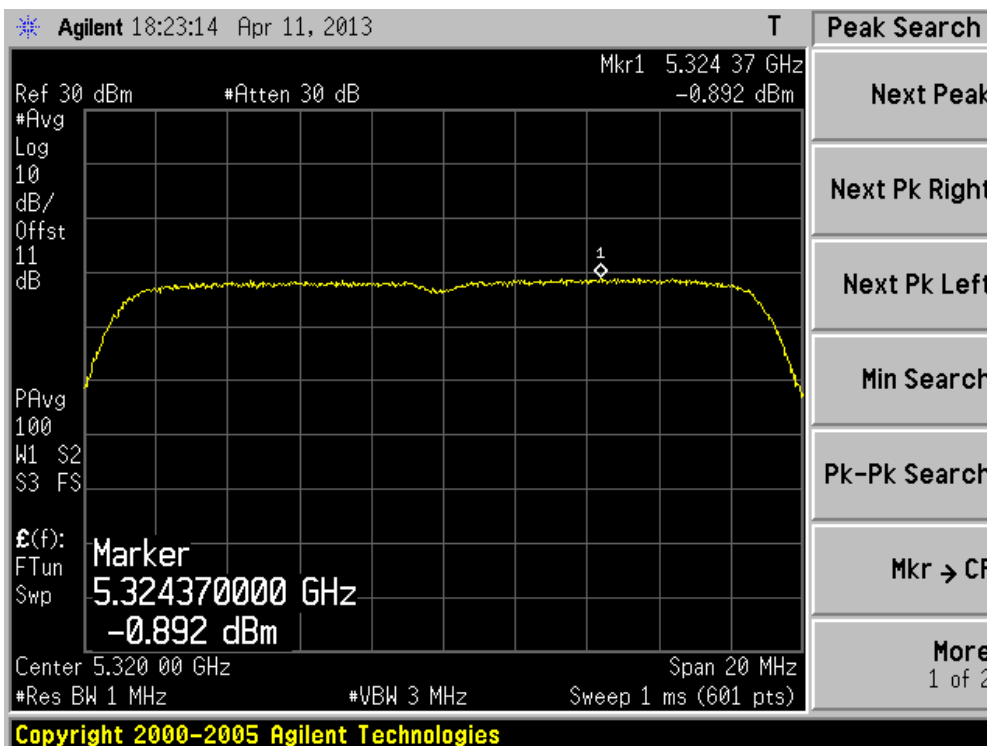
Channel 52 (5260MHz) - Chain 0



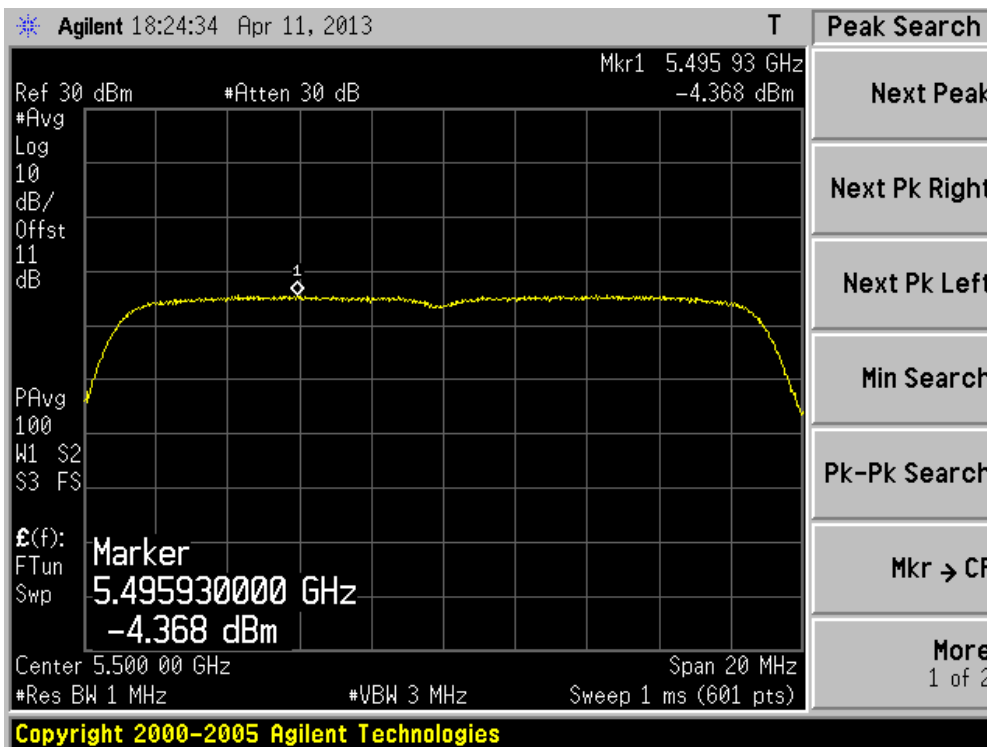
Channel 60 (5300MHz) - Chain 0



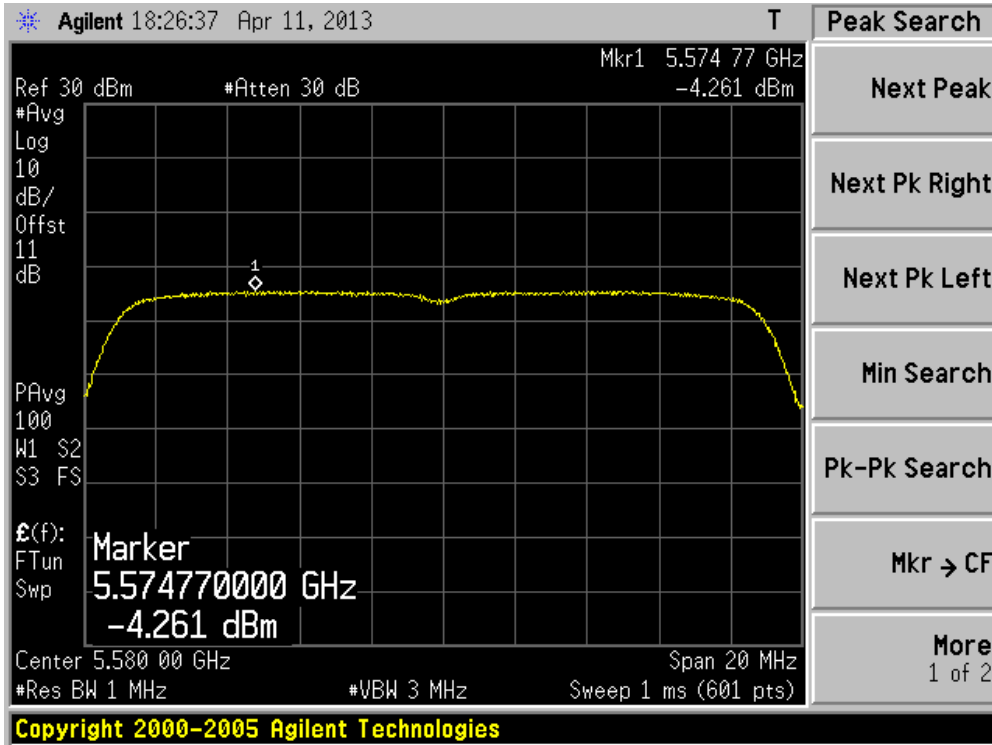
Channel 64 (5320MHz) - Chain 0



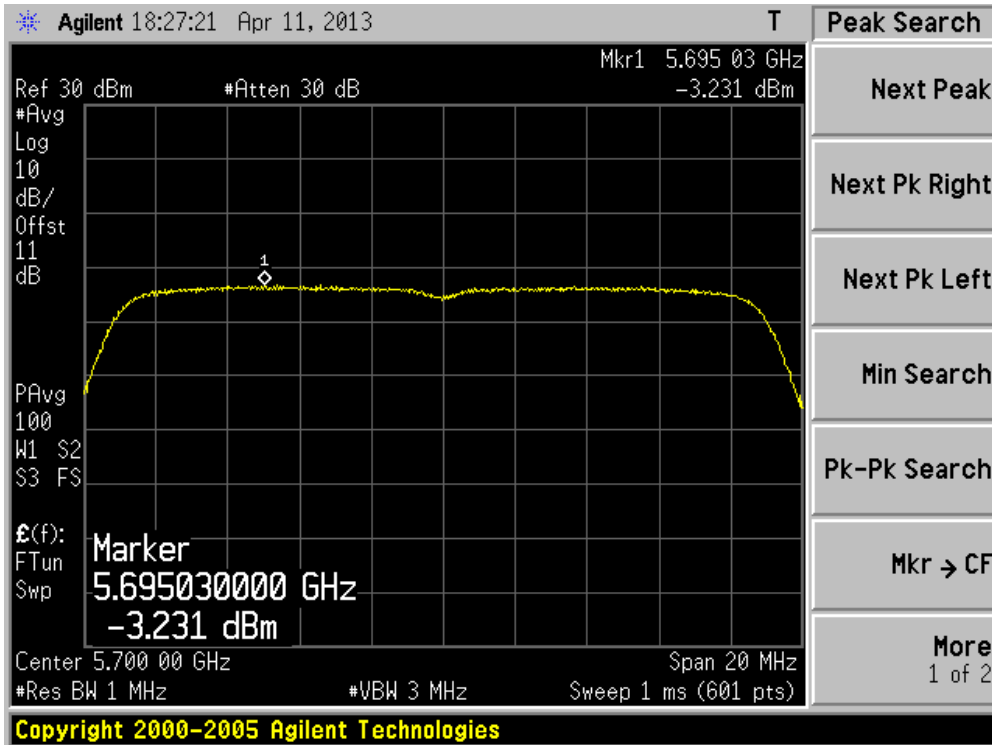
Channel 100 (5500MHz) - Chain 0



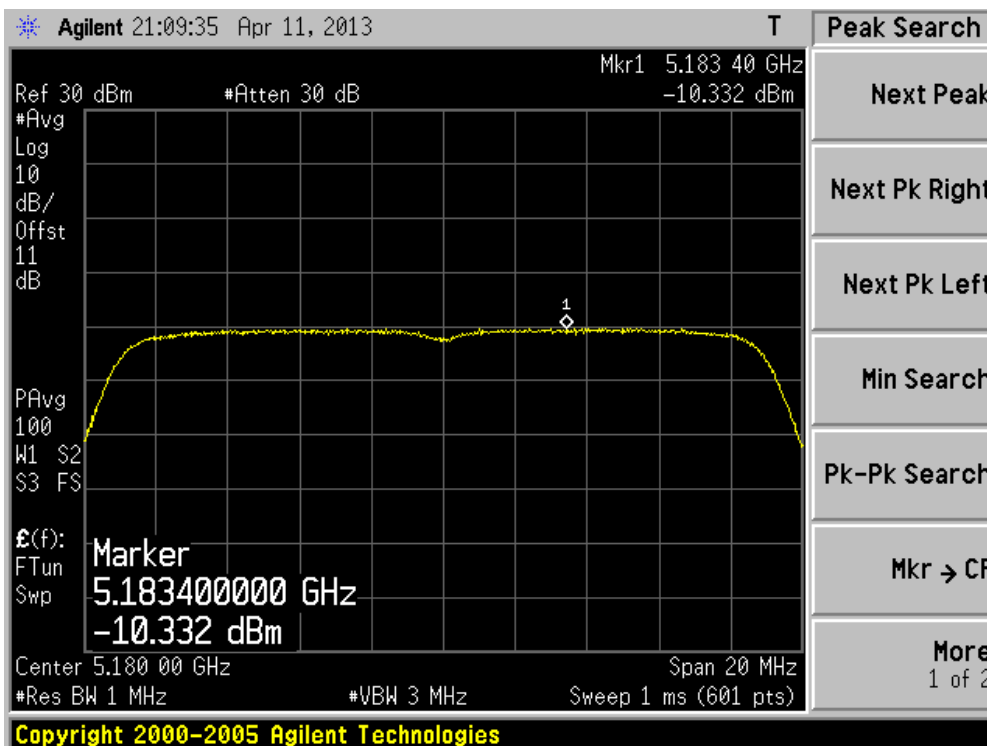
Channel 116 (5580MHz) - Chain 0



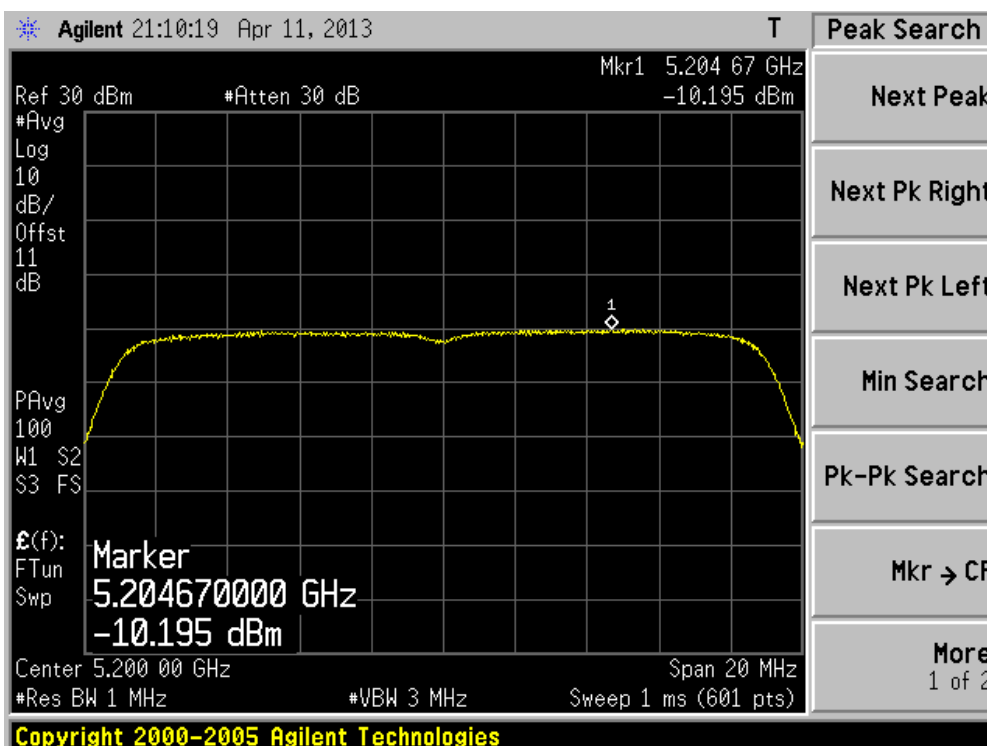
Channel 140 (5700MHz) - Chain 0



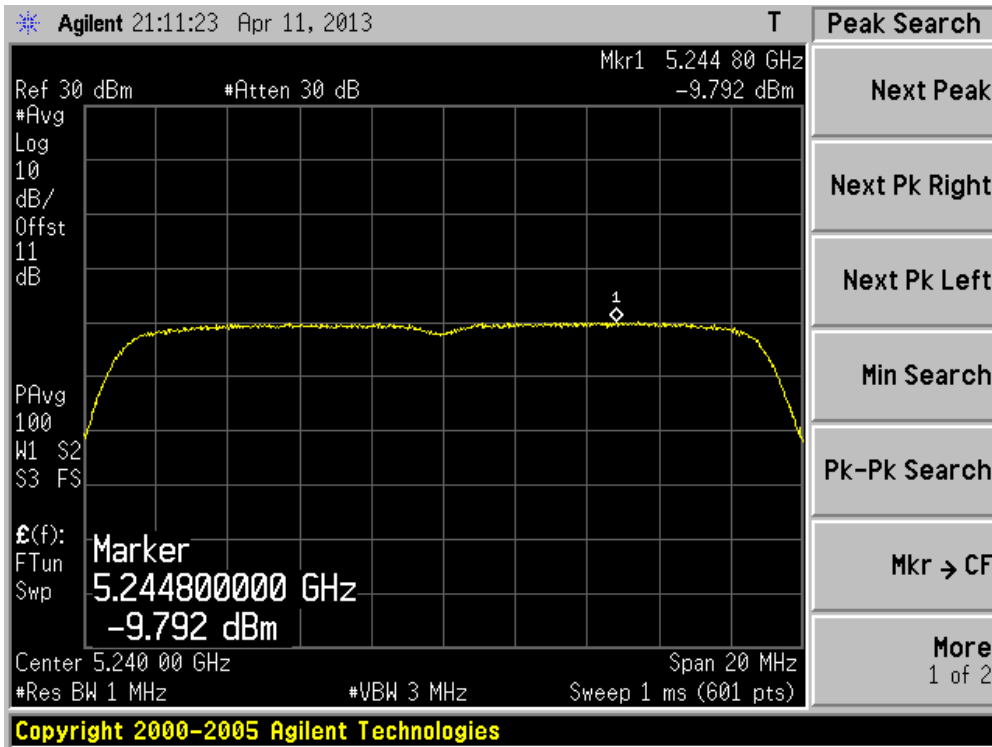
Channel 36 (5180MHz) - Chain 1



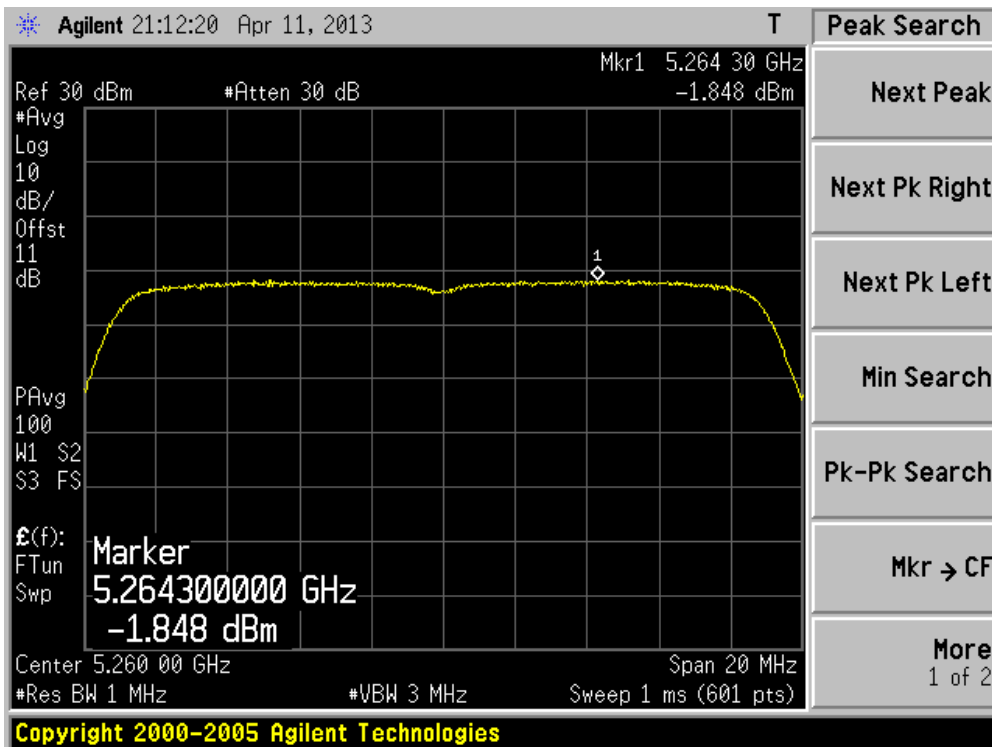
Channel 40 (5200MHz) - Chain 1



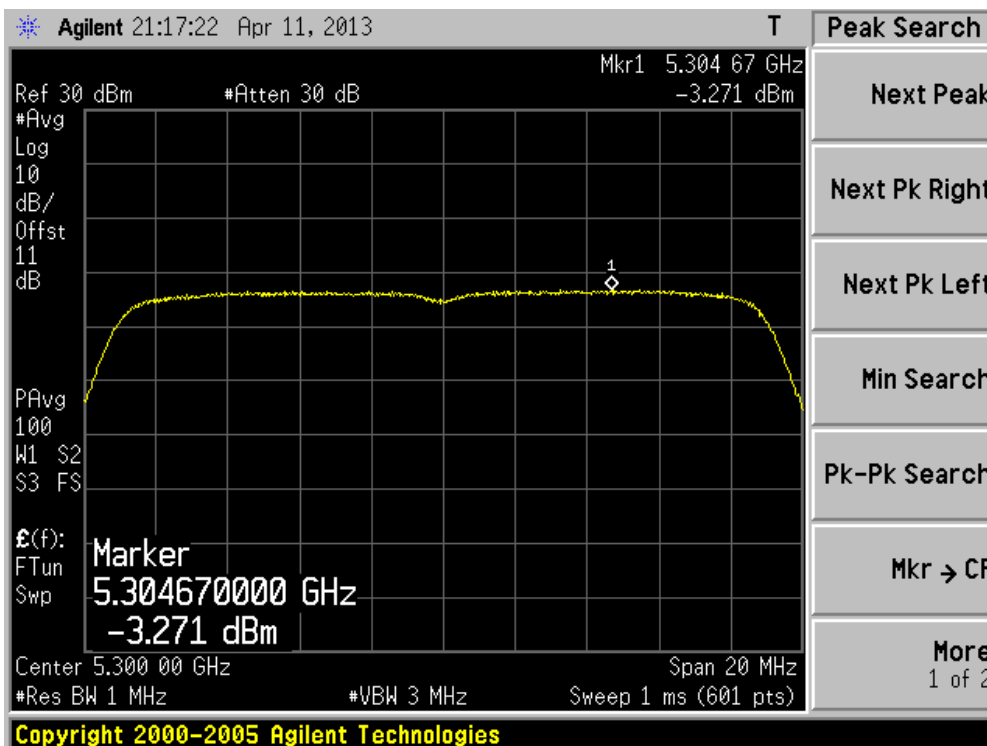
Channel 48 (5240MHz) - Chain1



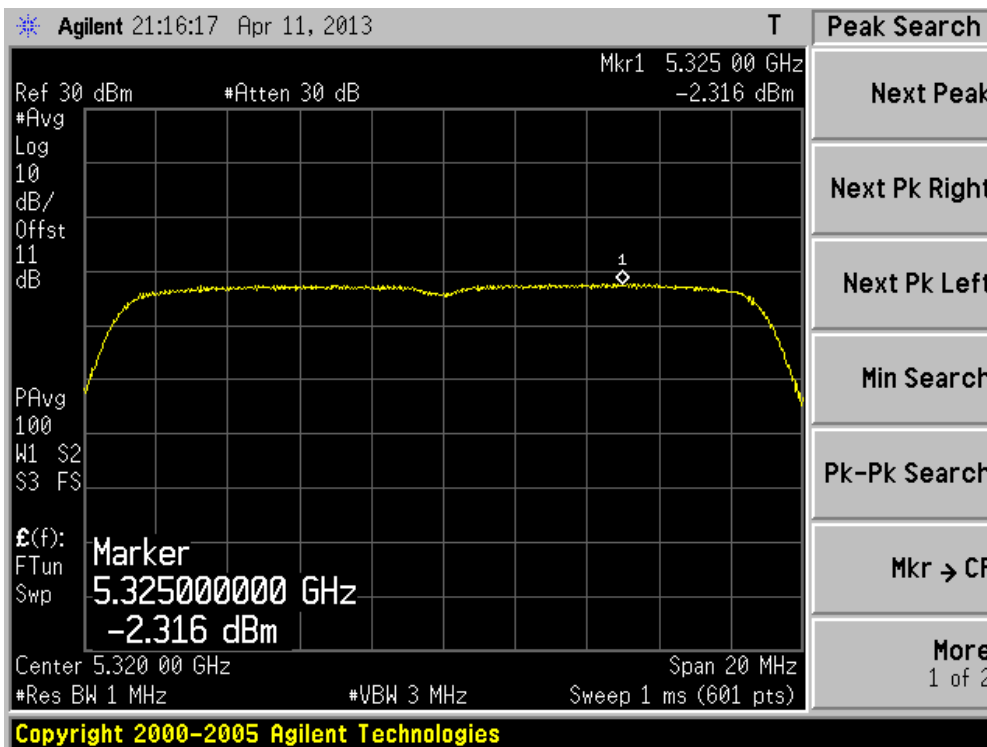
Channel 52 (5260MHz) - Chain 1



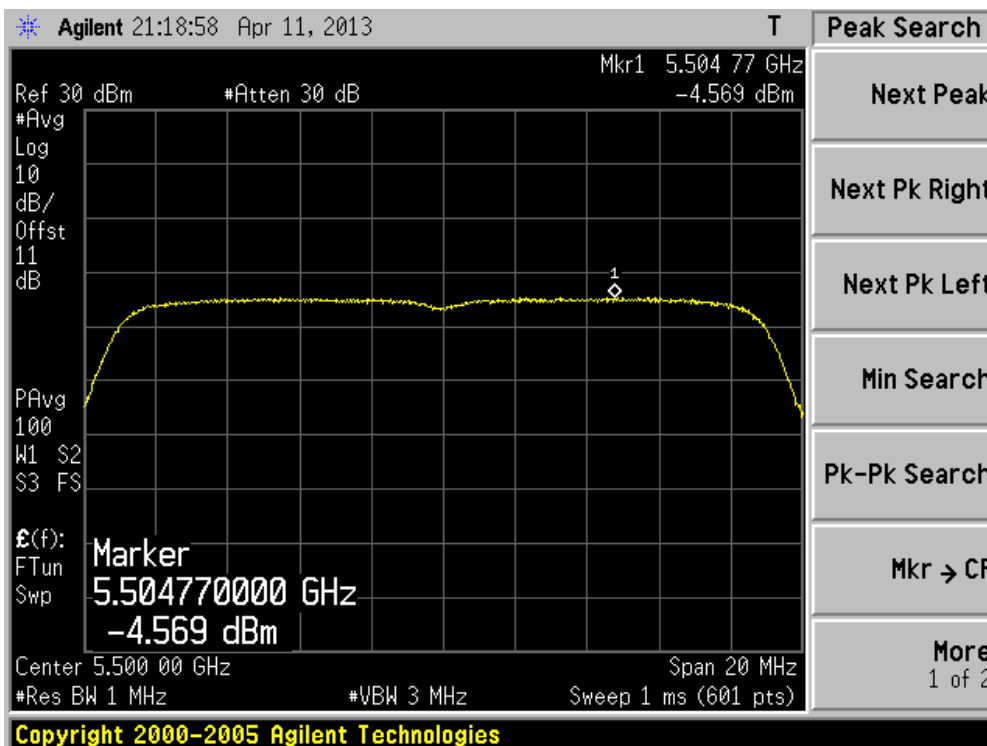
Channel 60 (5300MHz) - Chain 1



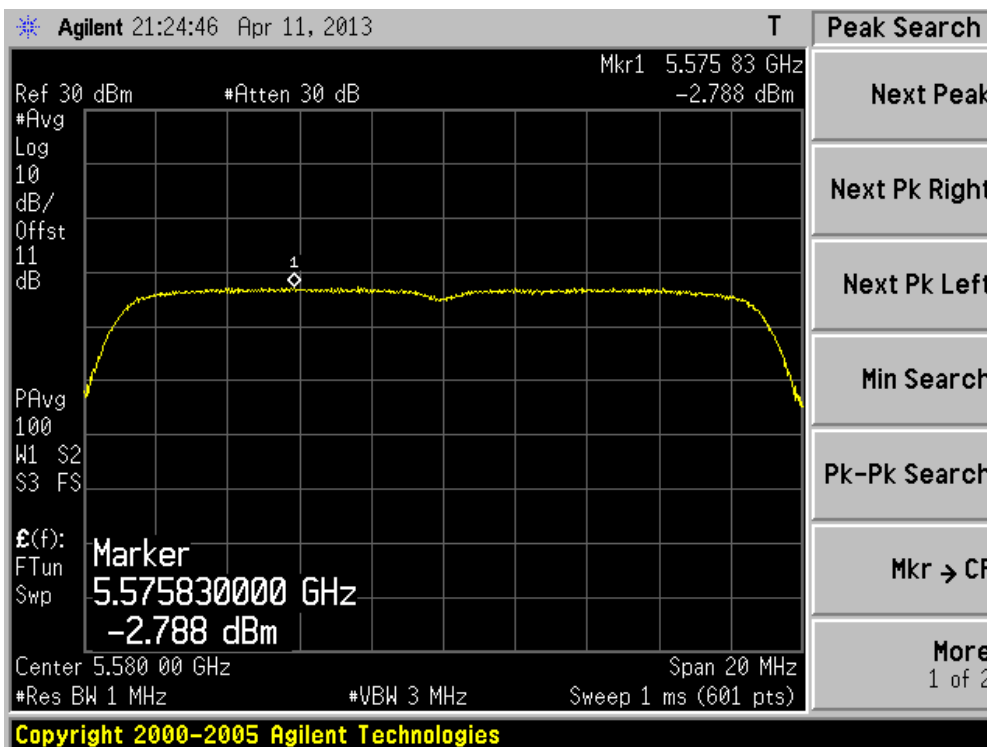
Channel 64 (5320MHz) - Chain 1



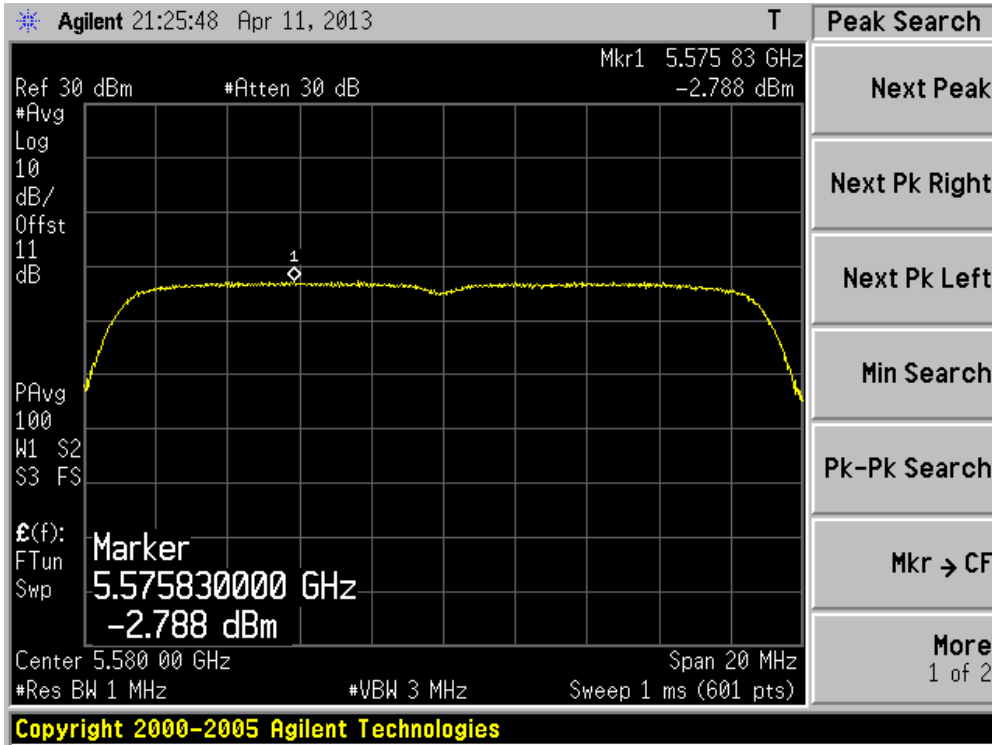
Channel 100 (5500MHz) - Chain 1



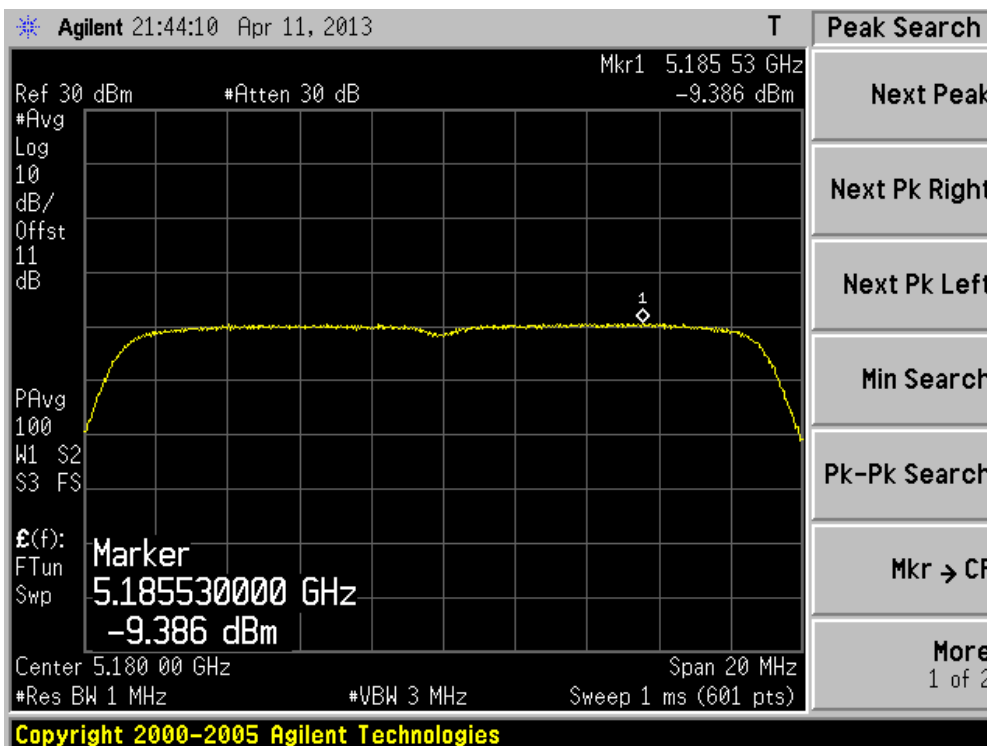
Channel 116 (5580MHz) - Chain 1



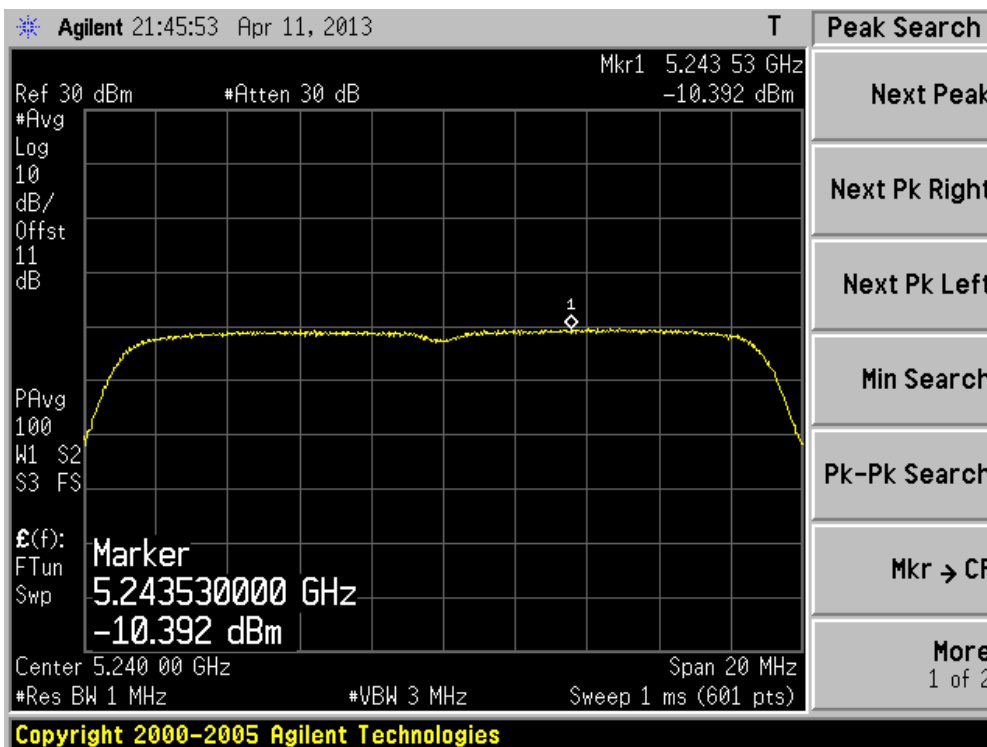
Channel 140 (5700MHz) - Chain 1



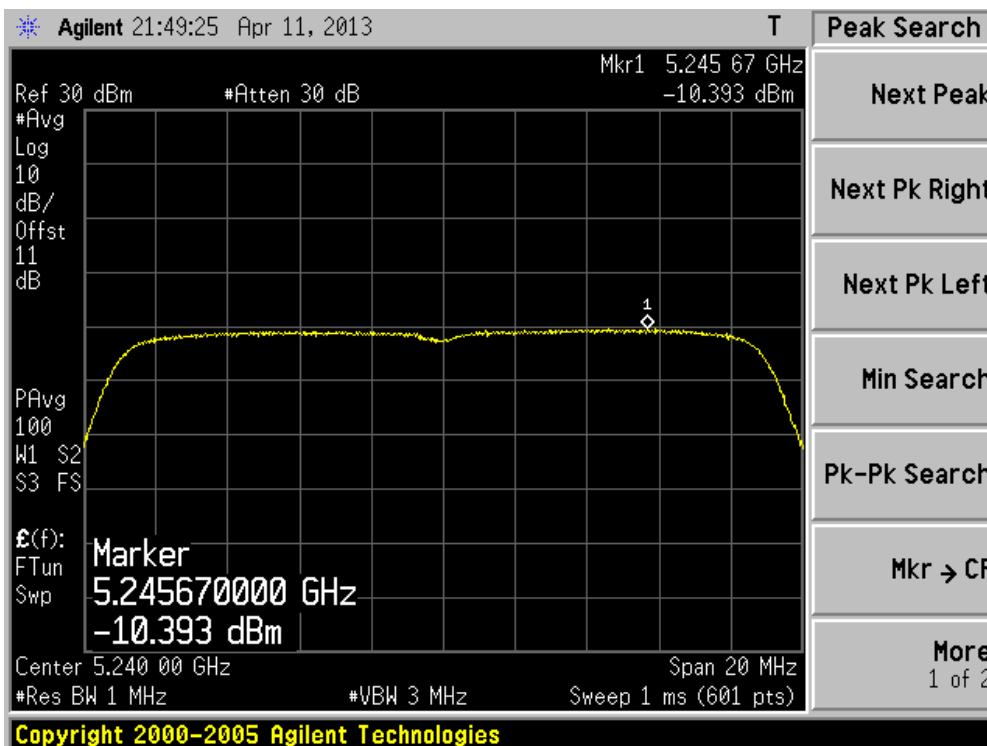
Channel 36 (5180MHz) - Chain 2



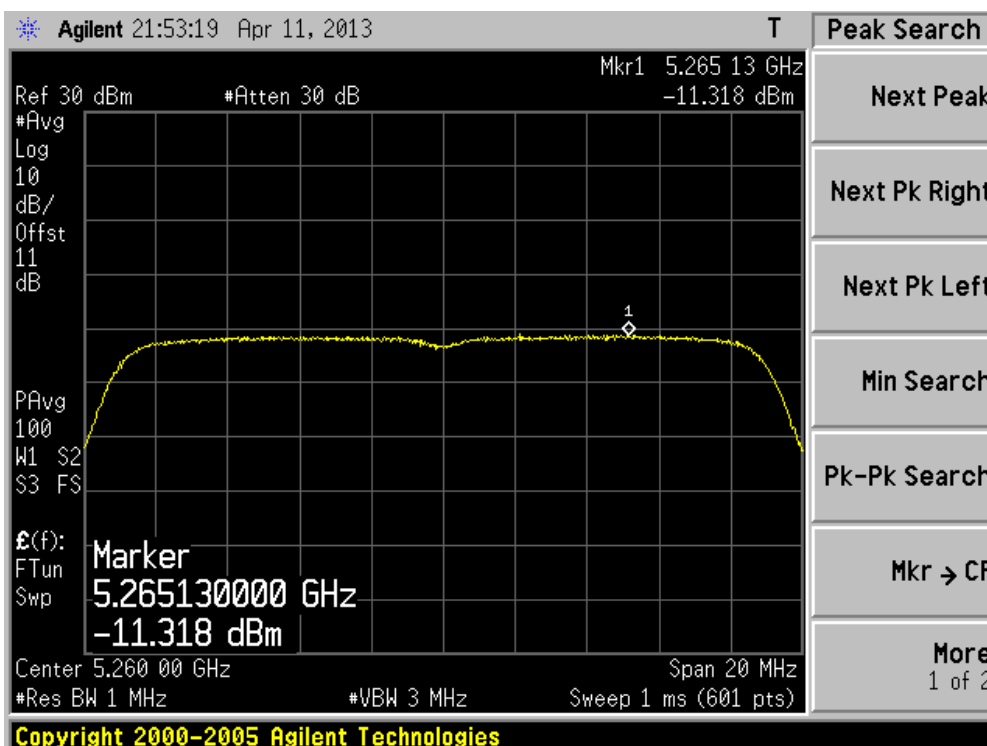
Channel 40 (5200MHz) - Chain 2



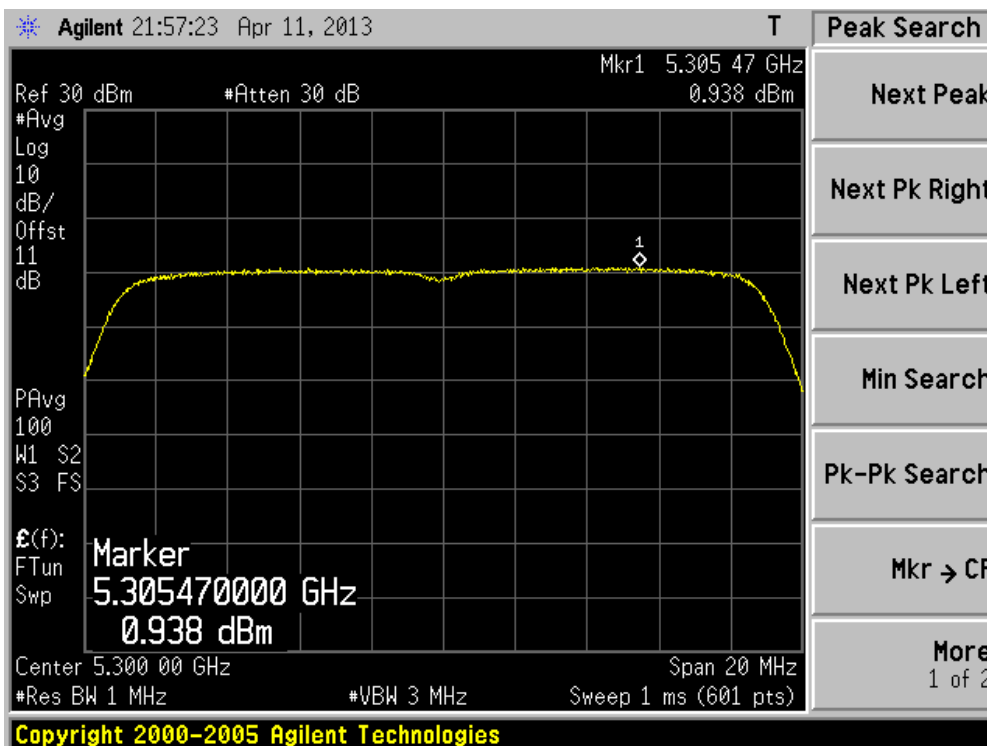
Channel 48 (5240MHz) - Chain 2



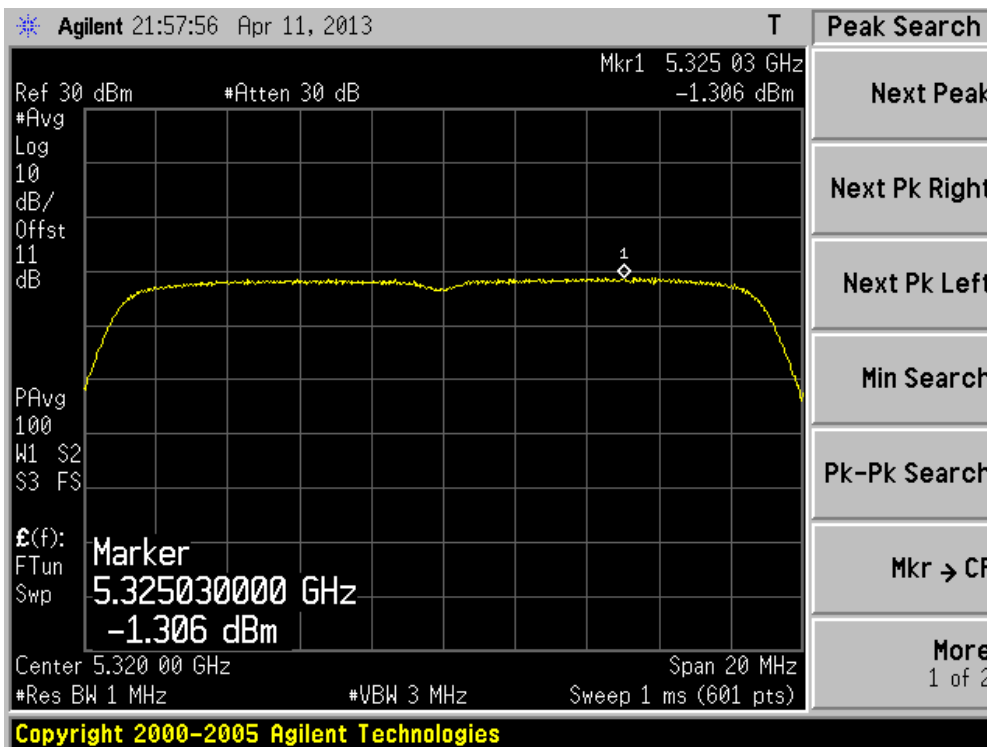
Channel 52 (5260MHz) - Chain 2



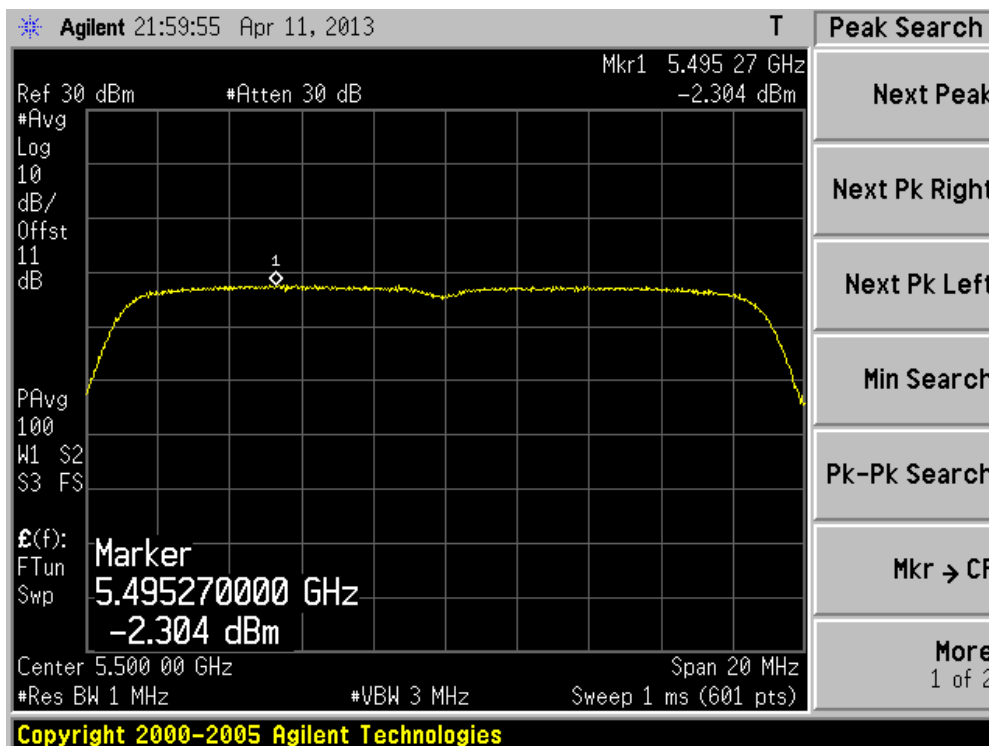
Channel 60 (5300MHz) - Chain 2



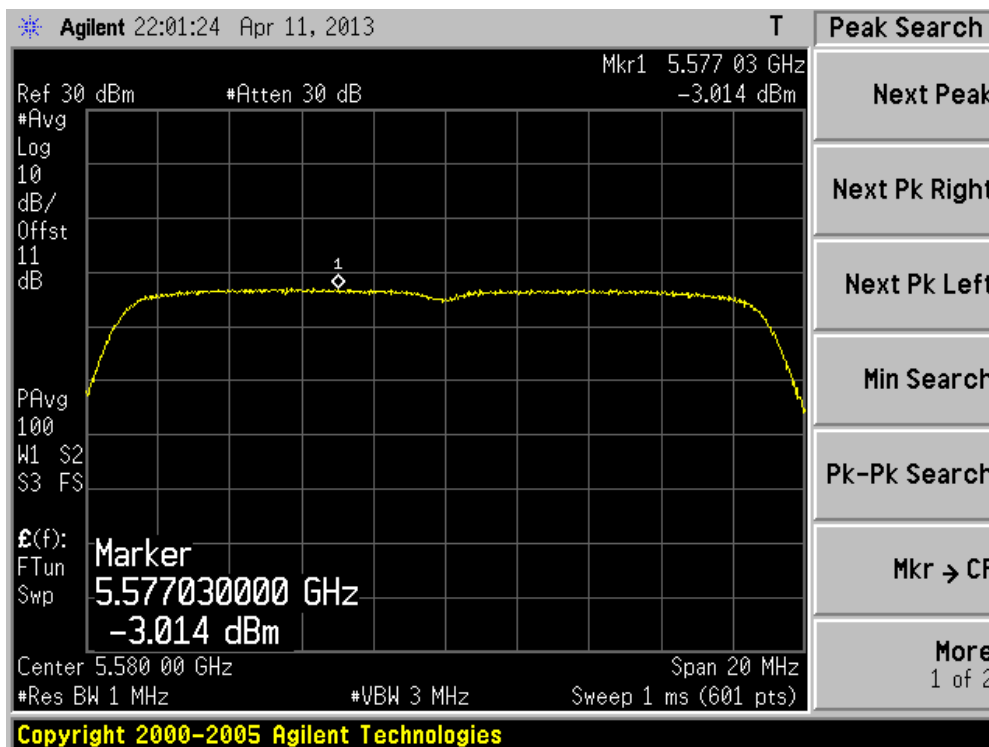
Channel 64 (5320MHz) - Chain 2



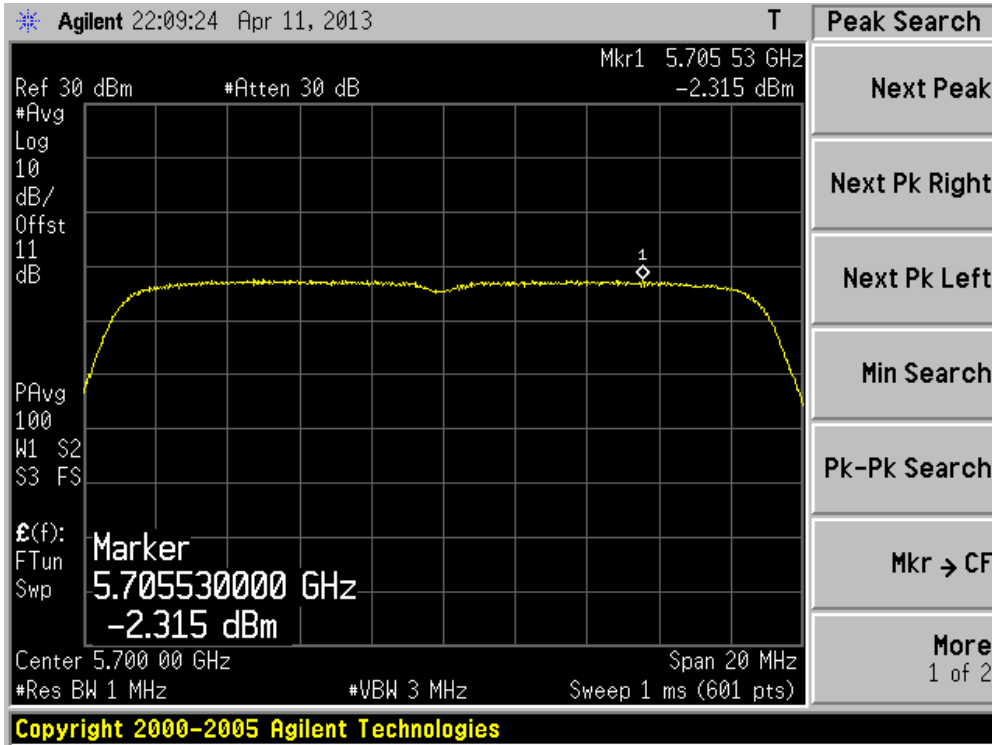
Channel 100 (5500MHz) - Chain 2



Channel 116 (5580MHz) - Chain 2



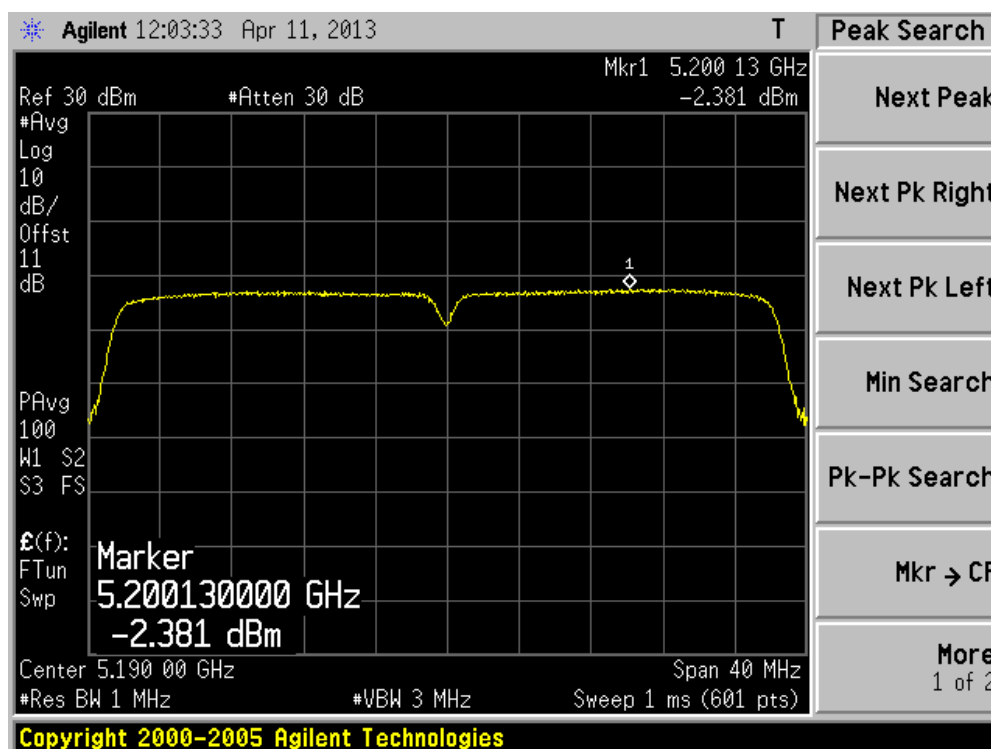
Channel 140 (5700MHz) - Chain 2



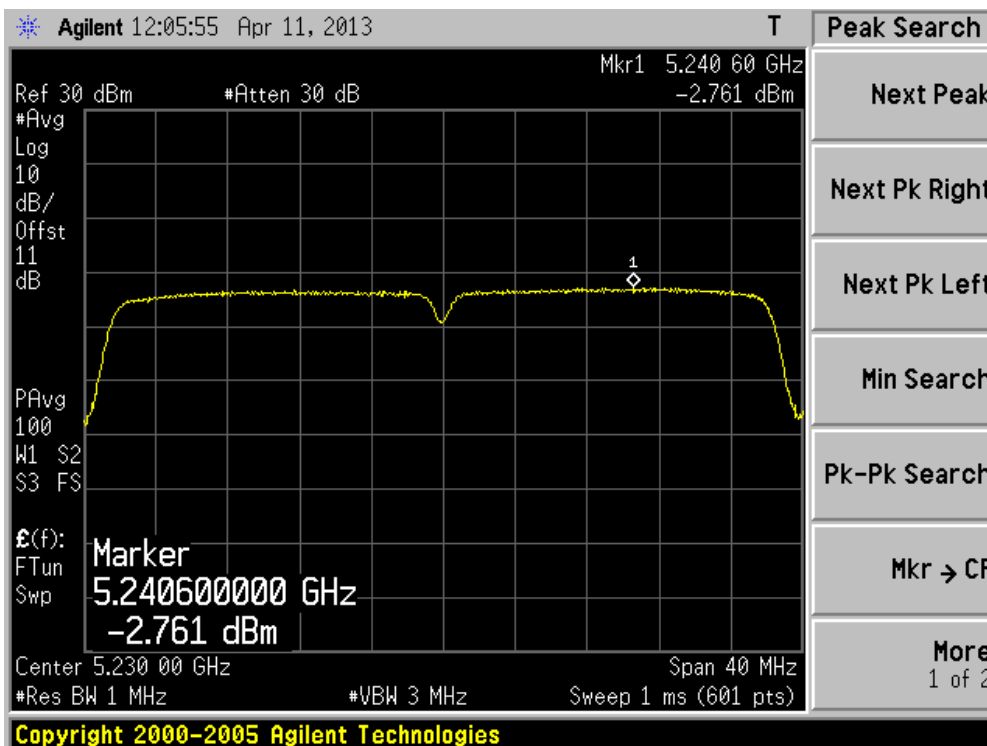
Product	: WIRELESS-ABGN 3X3 NETWORK MINI PCIE ADAPTER
Test Item	: Peak Power Spectral Density
Test Site	: TR-8
Test Mode	: Mode 3: Transmit by 802.11n (40MHz) (Chain 0)

Channel No.	Frequency (MHz)	Measurement PPSD (dBm/MHz)			Total PPSD (dBm/MHz)	Limit (dBm/MHz)	Result
		Chain 0	Chain 1	Chain 2			
38	5190	-2.38	N/A	N/A	-2.38	4	Pass
46	5230	-2.76	N/A	N/A	-2.76	4	Pass
54	5270	-1.03	N/A	N/A	-1.03	4	Pass
62	5310	-1.53	N/A	N/A	-1.53	11	Pass
102	5510	-1.75	N/A	N/A	-1.75	11	Pass
110	5550	-1.02	N/A	N/A	-1.02	11	Pass

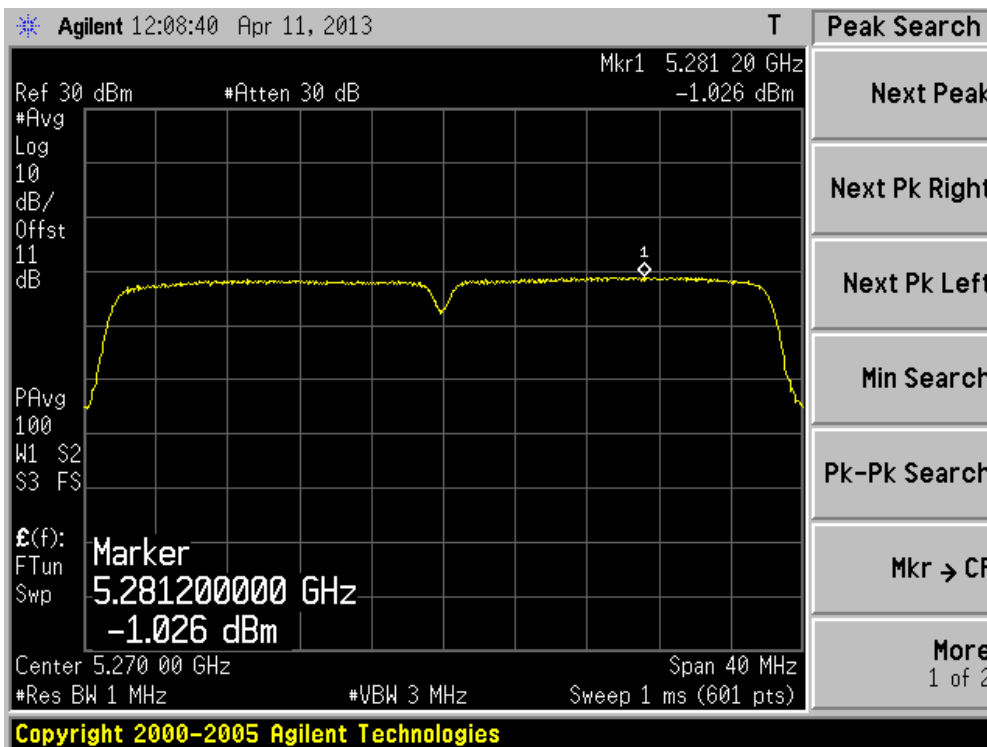
Channel 38 (5190MHz)



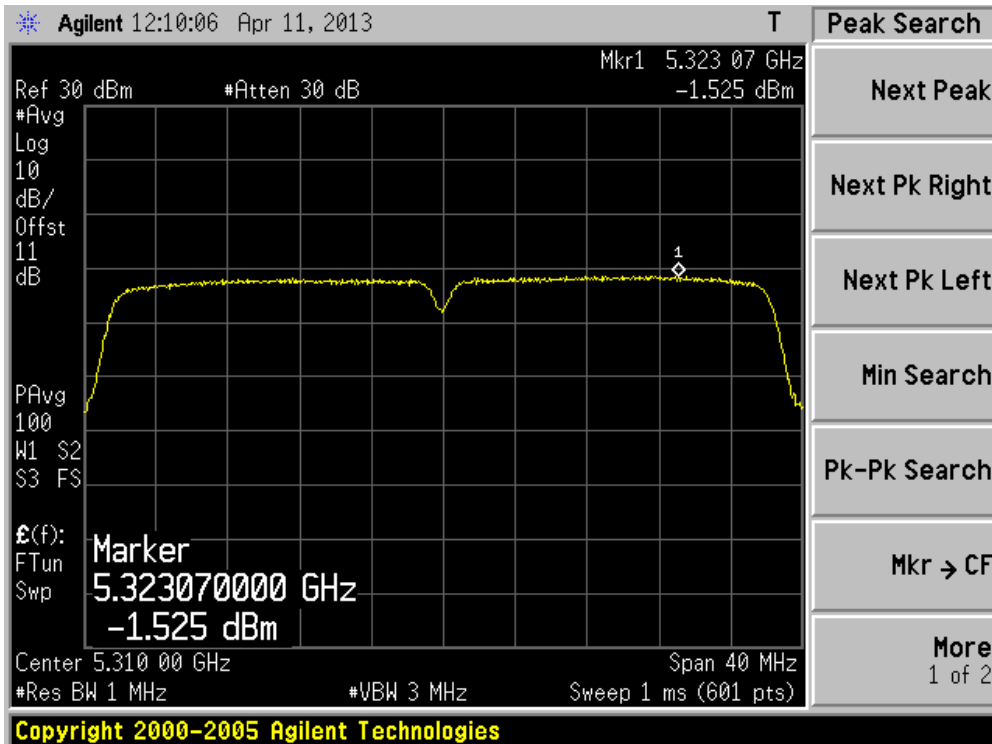
Channel 46 (5230MHz)



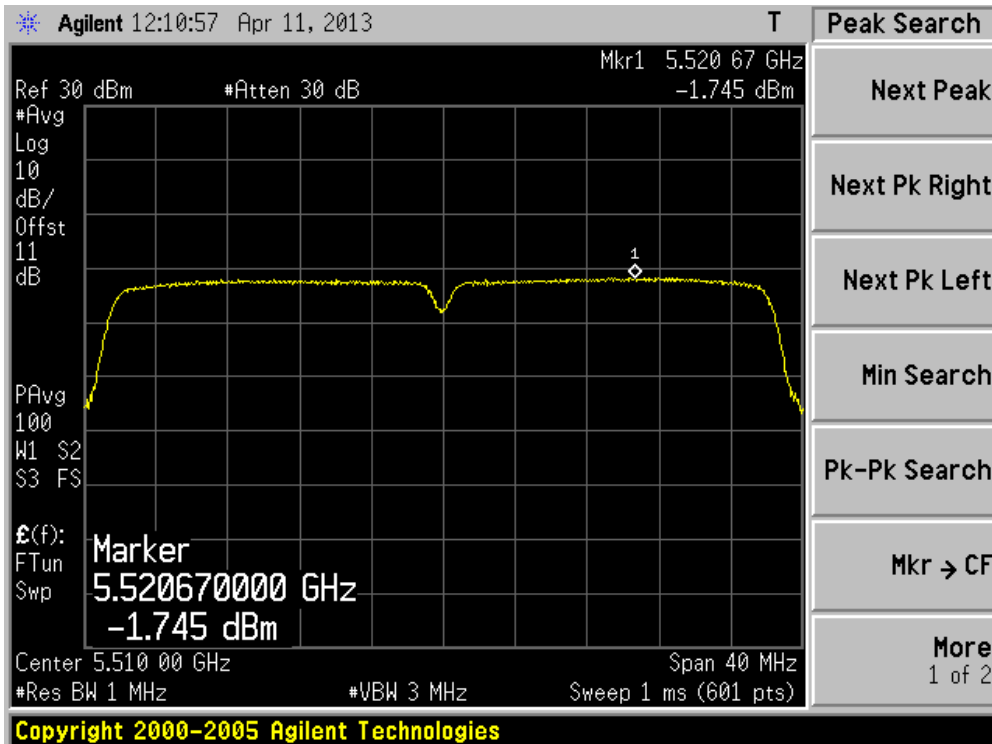
Channel 54 (5270MHz)



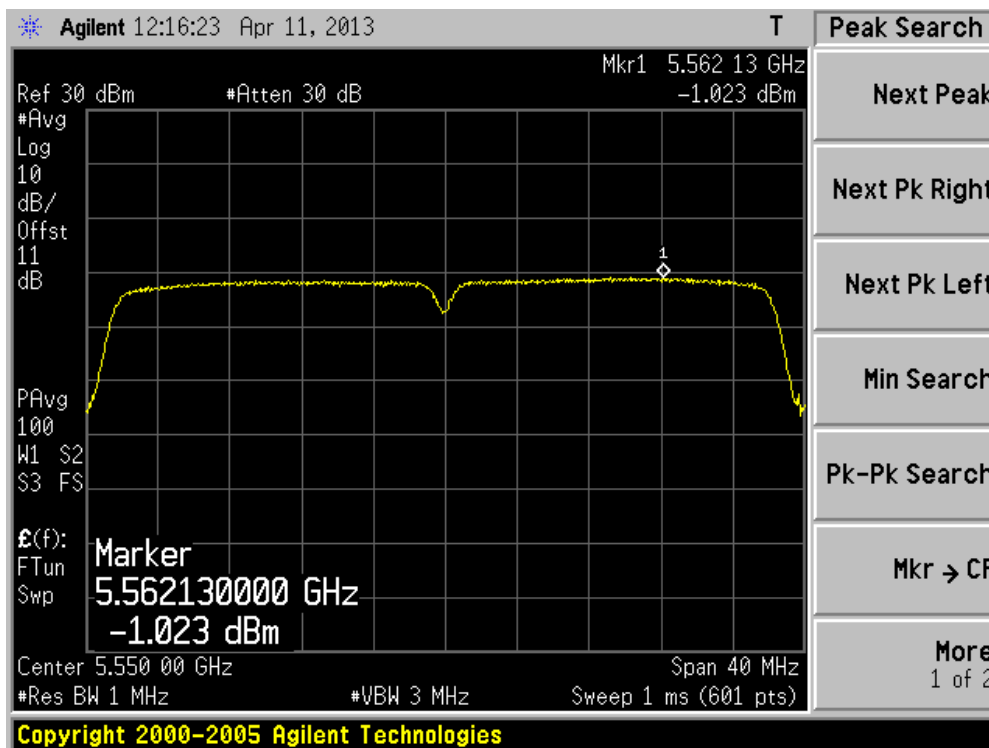
Channel 62 (5310MHz)



Channel 102 (5510MHz)



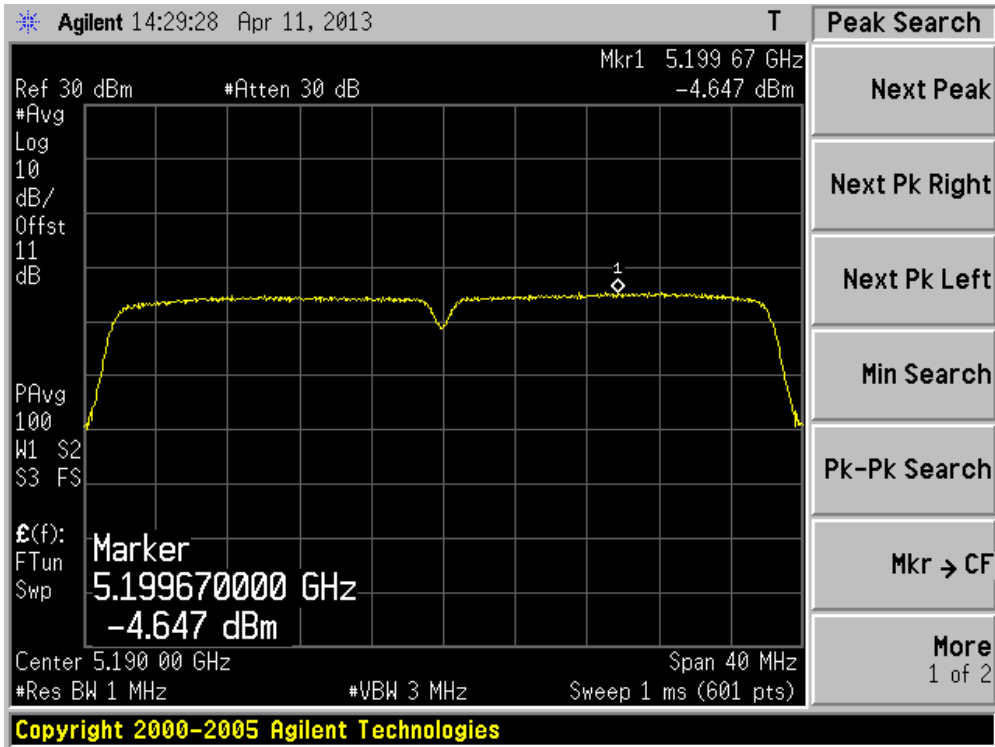
Channel 110 (5550MHz)



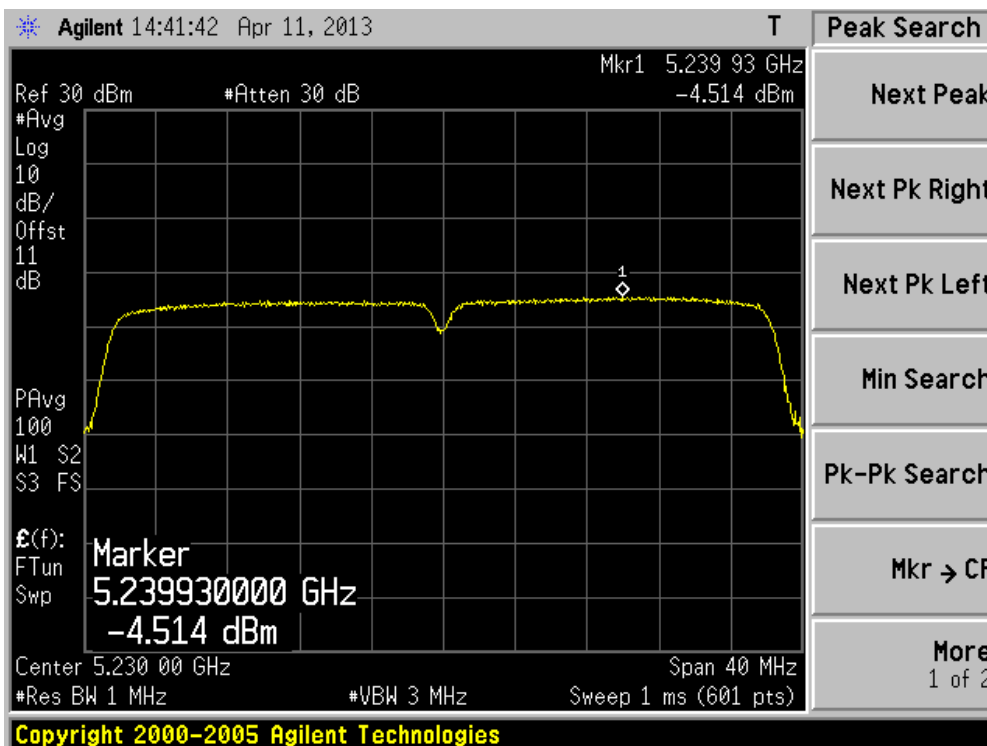
Product	: WIRELESS-ABGN 3X3 NETWORK MINI PCIE ADAPTER
Test Item	: Peak Power Spectral Density
Test Site	: TR-8
Test Mode	: Mode 3: Transmit by 802.11n (40MHz) (Chain 1)

Channel No.	Frequency (MHz)	Measurement PPSD (dBm/MHz)			Total PPSD (dBm/MHz)	Limit (dBm/MHz)	Result
		Chain 0	Chain 1	Chain 2			
38	5190	N/A	-4.65	N/A	-4.65	4	Pass
46	5230	N/A	-4.51	N/A	-4.51	4	Pass
54	5270	N/A	0.49	N/A	0.49	4	Pass
62	5310	N/A	1.83	N/A	1.83	11	Pass
102	5510	N/A	0.80	N/A	0.80	11	Pass
110	5550	N/A	1.20	N/A	1.20	11	Pass

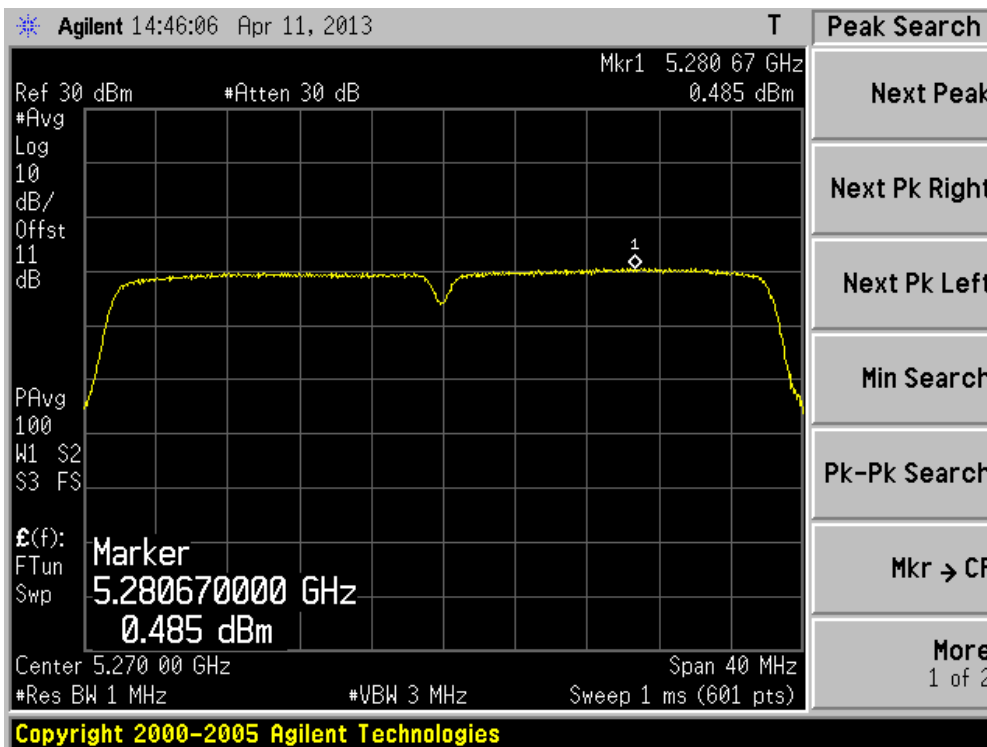
Channel 38 (5190MHz)



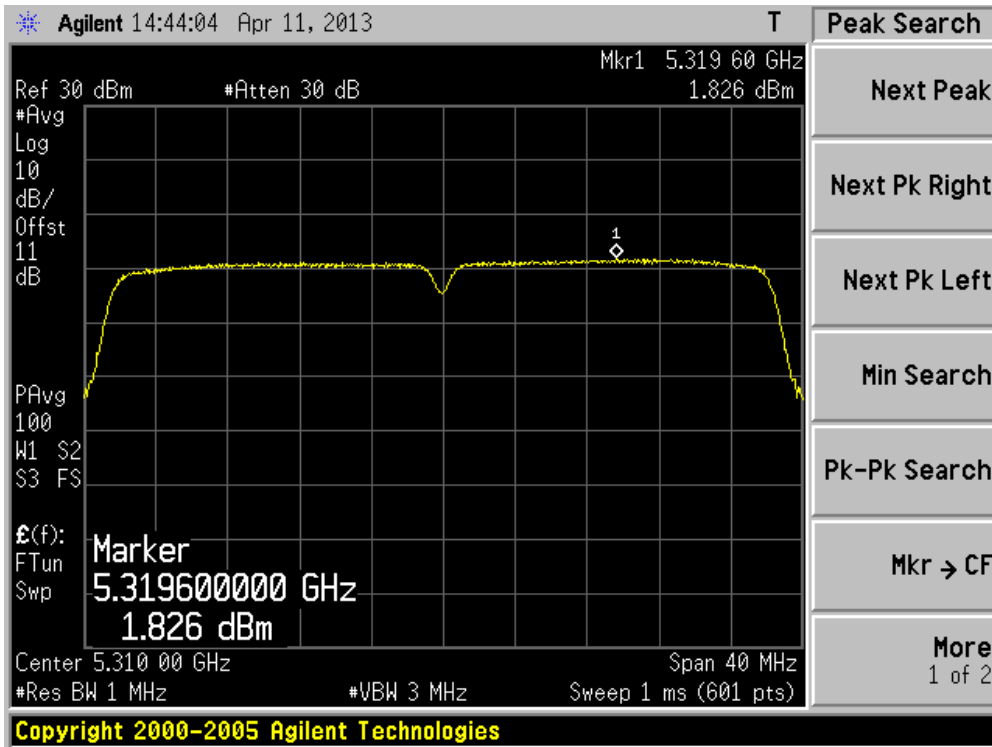
Channel 46 (5230MHz)



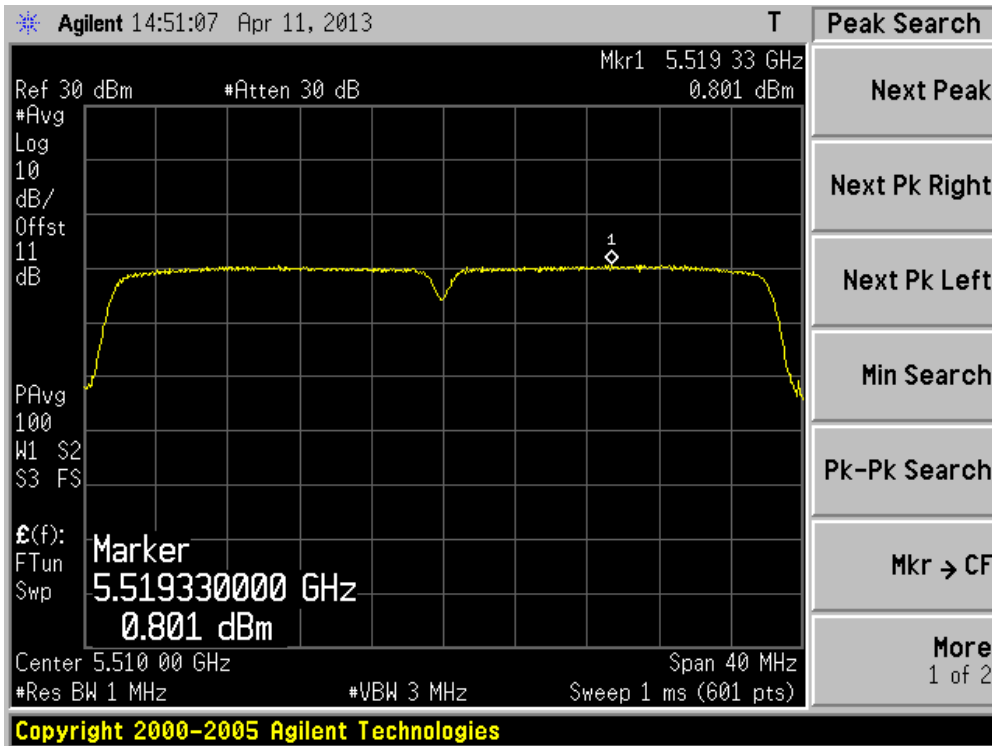
Channel 54 (5270MHz)



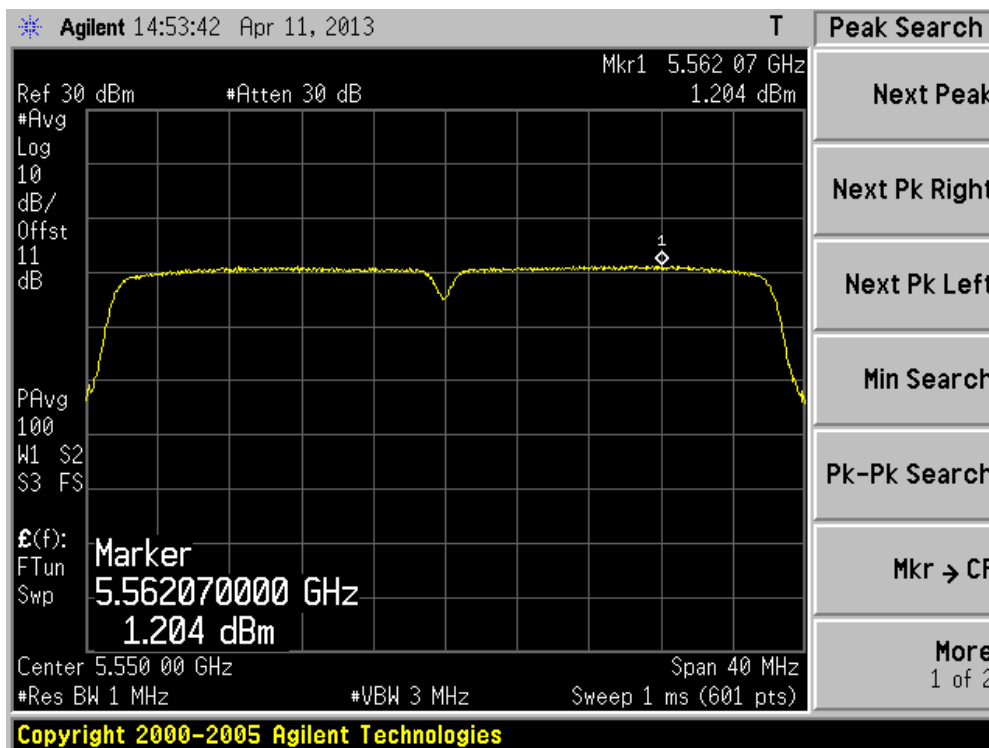
Channel 62 (5310MHz)



Channel 102 (5510MHz)



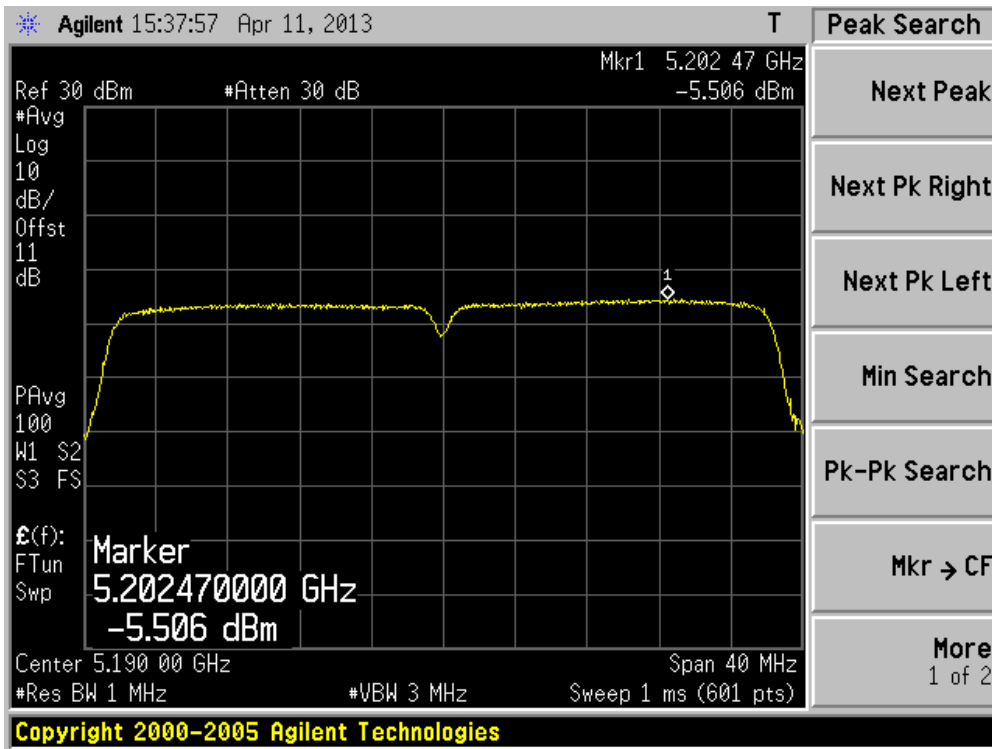
Channel 110 (5550MHz)



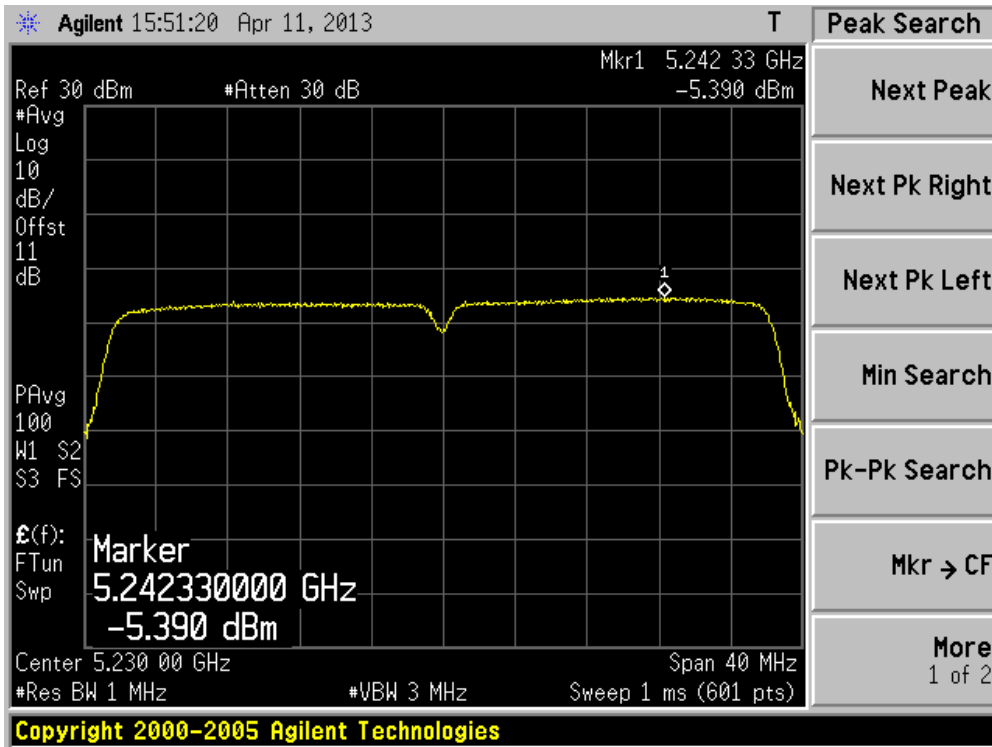
Product	: WIRELESS-ABGN 3X3 NETWORK MINI PCIE ADAPTER
Test Item	: Peak Power Spectral Density
Test Site	: TR-8
Test Mode	: Mode 3: Transmit by 802.11n (40MHz) (Chain 2)

Channel No.	Frequency (MHz)	Measurement PPSD (dBm/MHz)			Total PPSD (dBm/MHz)	Limit (dBm/MHz)	Result
		Chain 0	Chain 1	Chain 2			
38	5190	N/A	N/A	-5.51	-5.51	4	Pass
46	5230	N/A	N/A	-5.39	-5.39	4	Pass
54	5270	N/A	N/A	1.16	1.16	4	Pass
62	5310	N/A	N/A	1.30	1.30	11	Pass
102	5510	N/A	N/A	0.38	0.38	11	Pass
110	5550	N/A	N/A	-0.05	-0.05	11	Pass

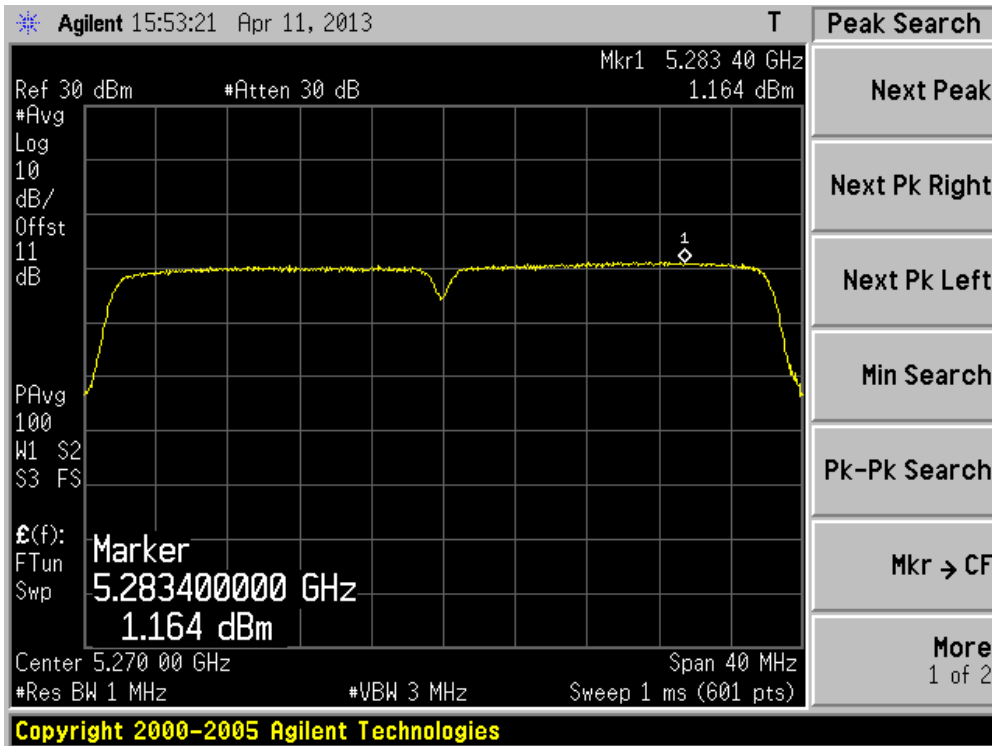
Channel 38 (5190MHz)



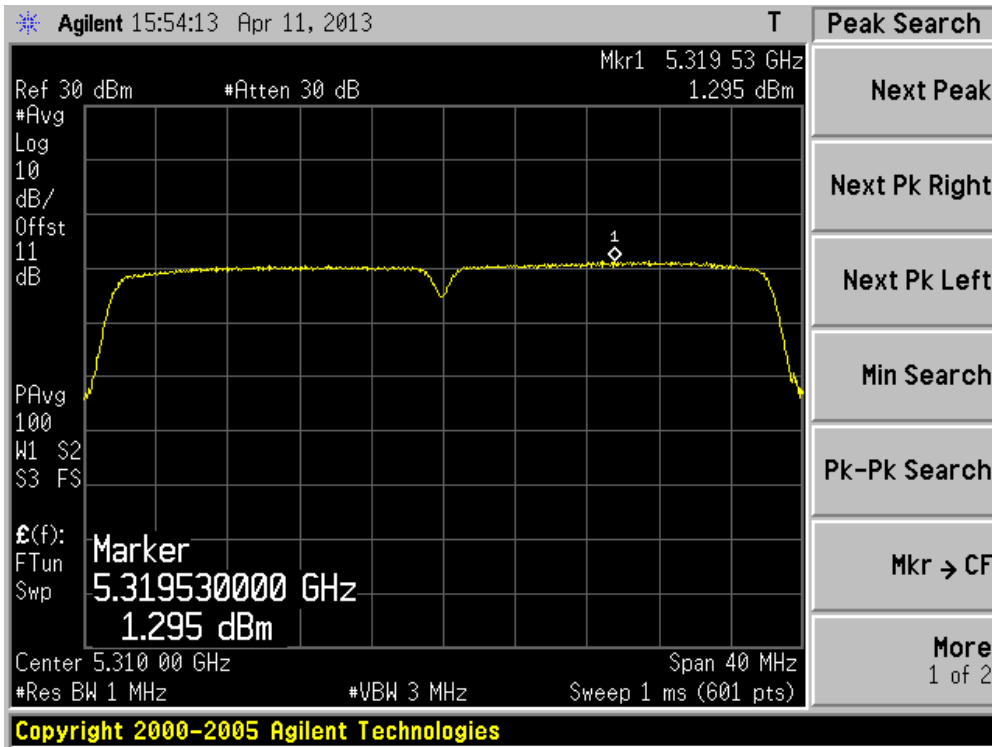
Channel 46 (5230MHz)



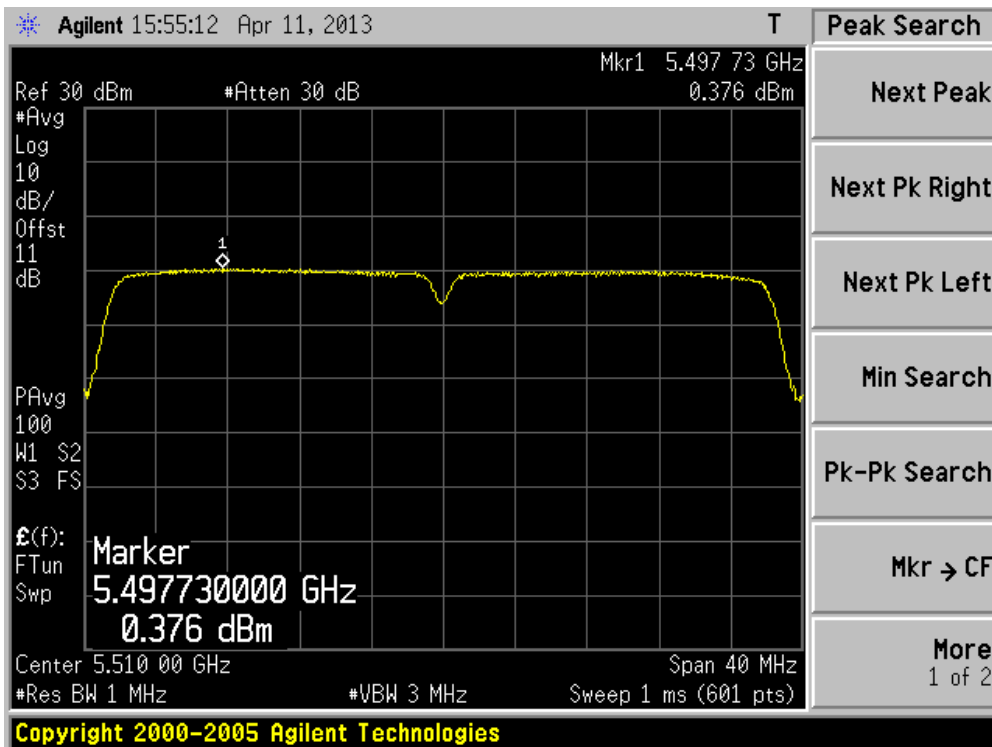
Channel 54 (5270MHz)



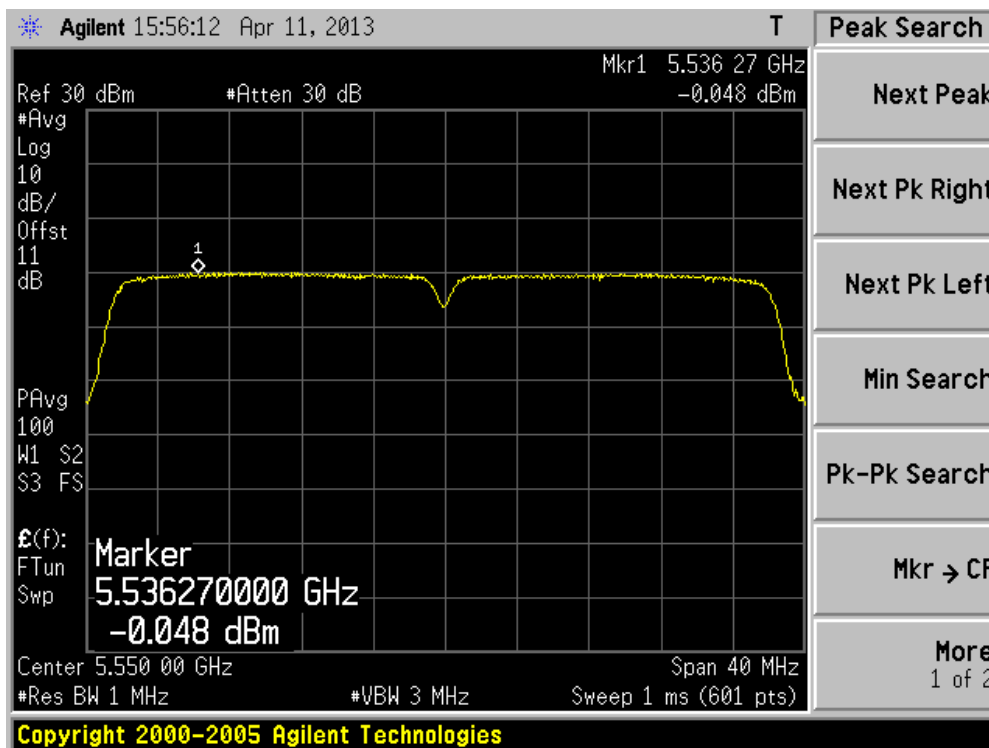
Channel 62 (5310MHz)



Channel 102 (5510MHz)



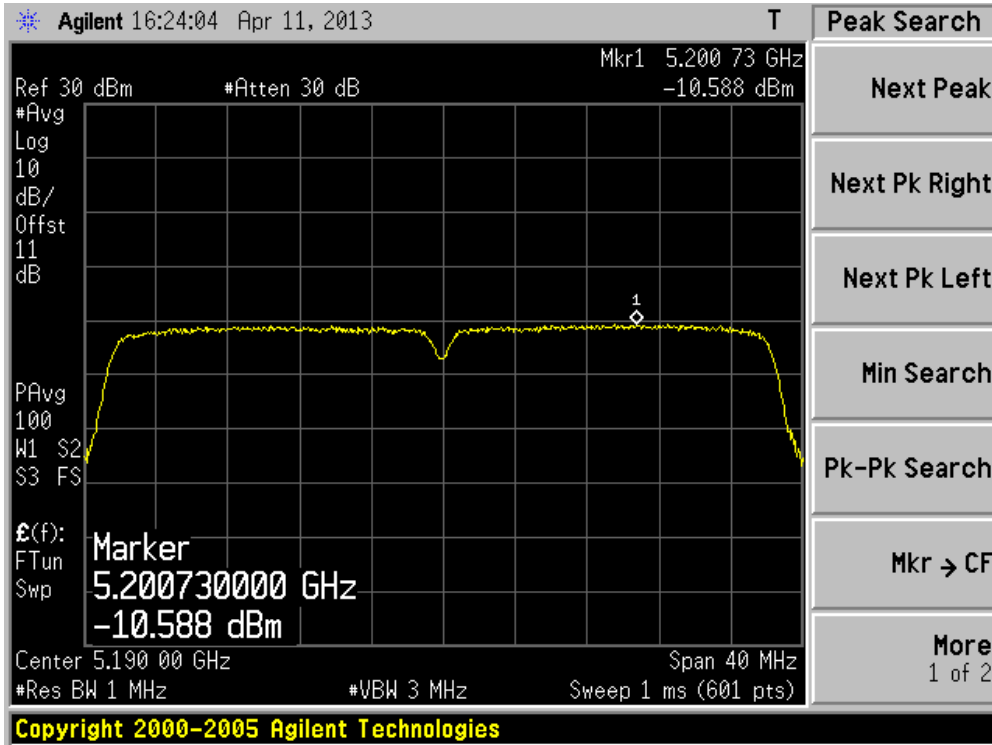
Channel 110 (5550MHz)



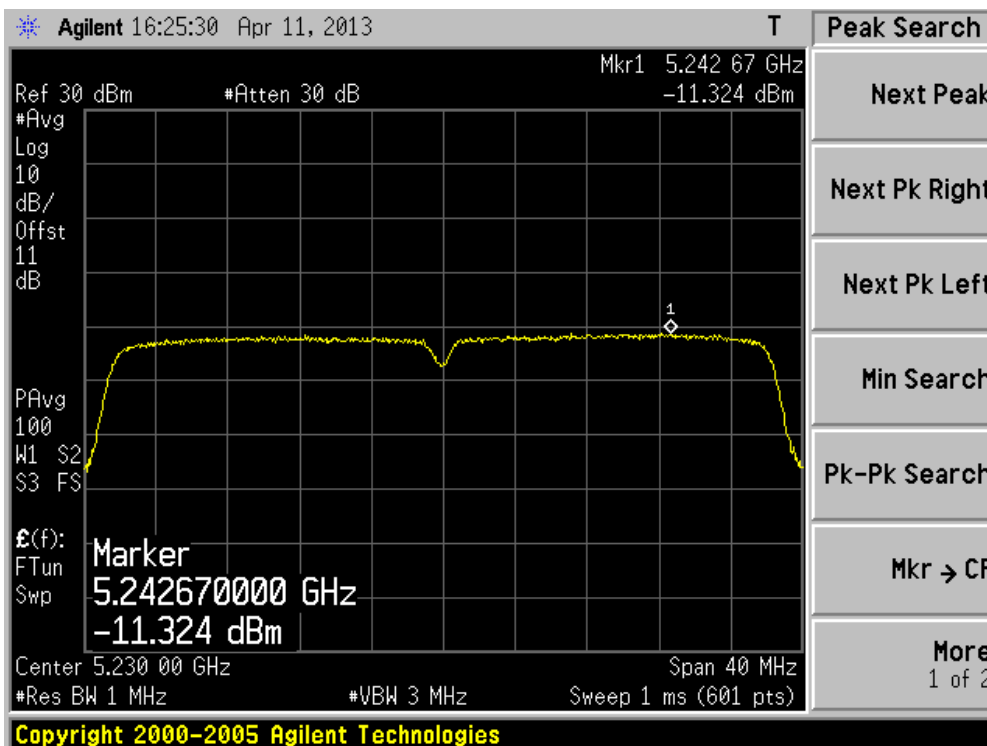
Product	: WIRELESS-ABGN 3X3 NETWORK MINI PCIE ADAPTER
Test Item	: Peak Power Spectral Density
Test Site	: TR-8
Test Mode	: Mode 3: Transmit by 802.11n (40MHz) (Chain 0+1)

Channel No.	Frequency (MHz)	Measurement PPSD (dBm/MHz)			Total PPSD (dBm/MHz)	Limit (dBm/MHz)	Result
		Chain 0	Chain 1	Chain 2			
38	5190	-10.59	-9.51	N/A	-7.01	4	Pass
46	5230	-11.32	-9.21	N/A	-7.13	4	Pass
54	5270	-4.86	-3.55	N/A	-1.15	4	Pass
62	5310	-4.68	-3.11	N/A	-0.81	11	Pass
102	5510	-5.09	-4.21	N/A	-1.62	11	Pass
110	5550	-0.07	-3.22	N/A	1.64	11	Pass

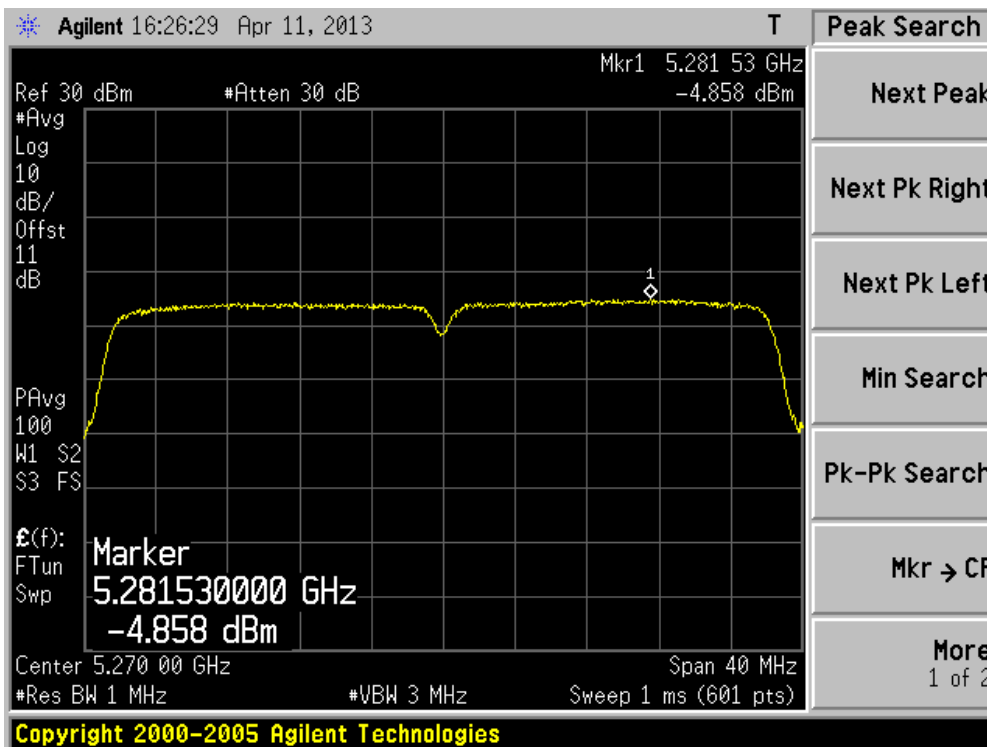
Channel 38 (5190MHz) - Chain 0



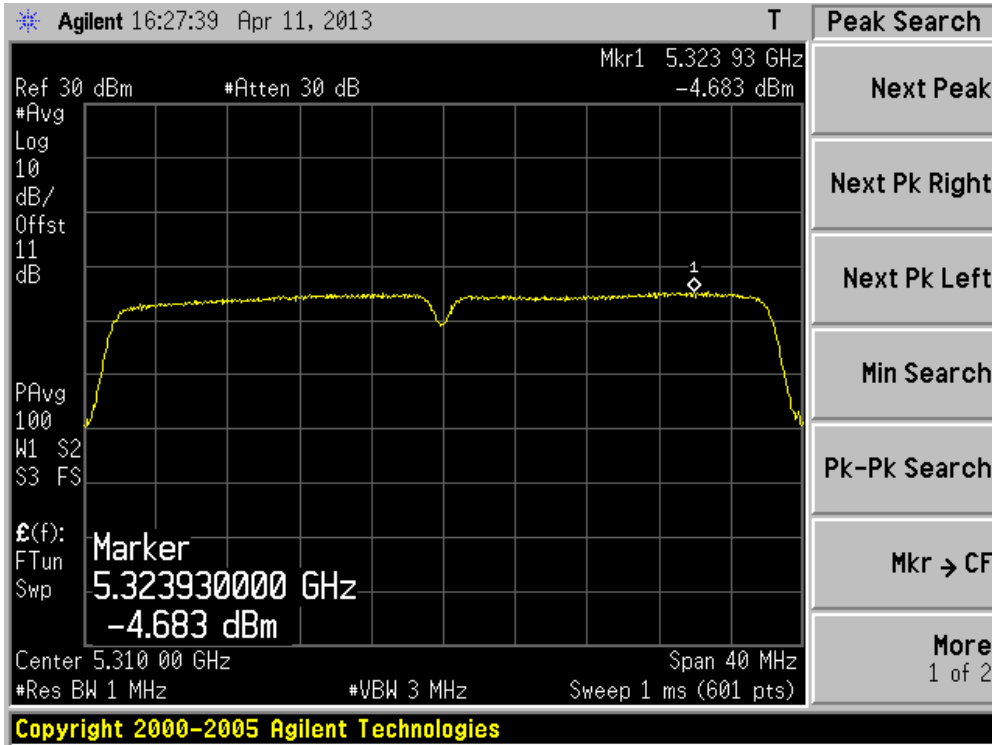
Channel 46 (5230MHz) - Chain 0



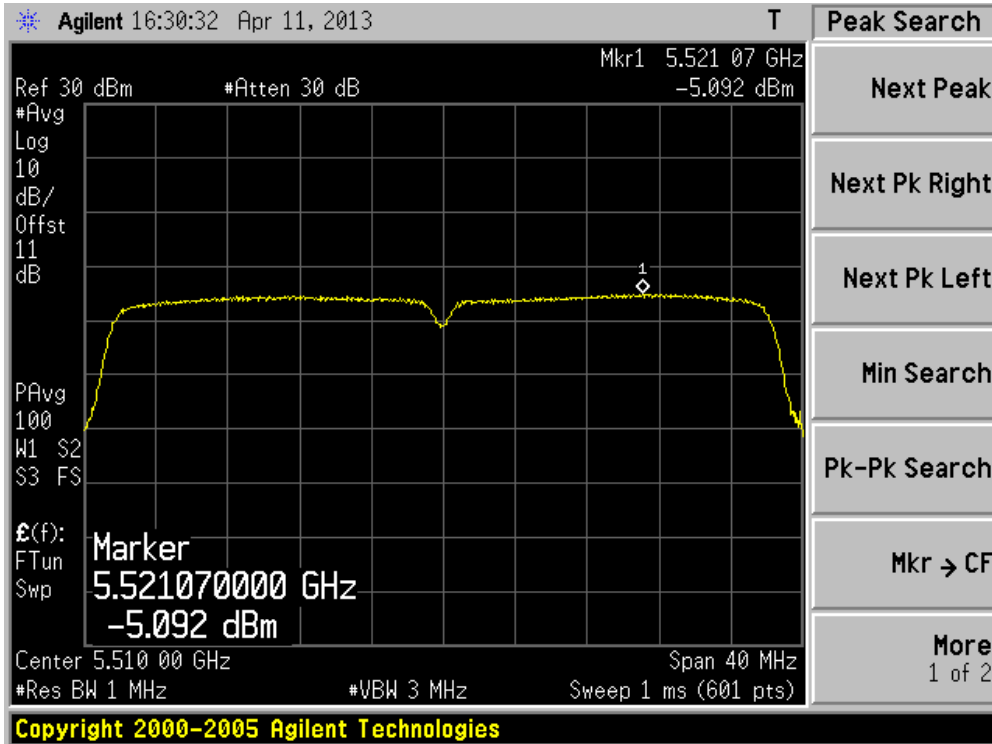
Channel 54 (5270MHz) - Chain 0



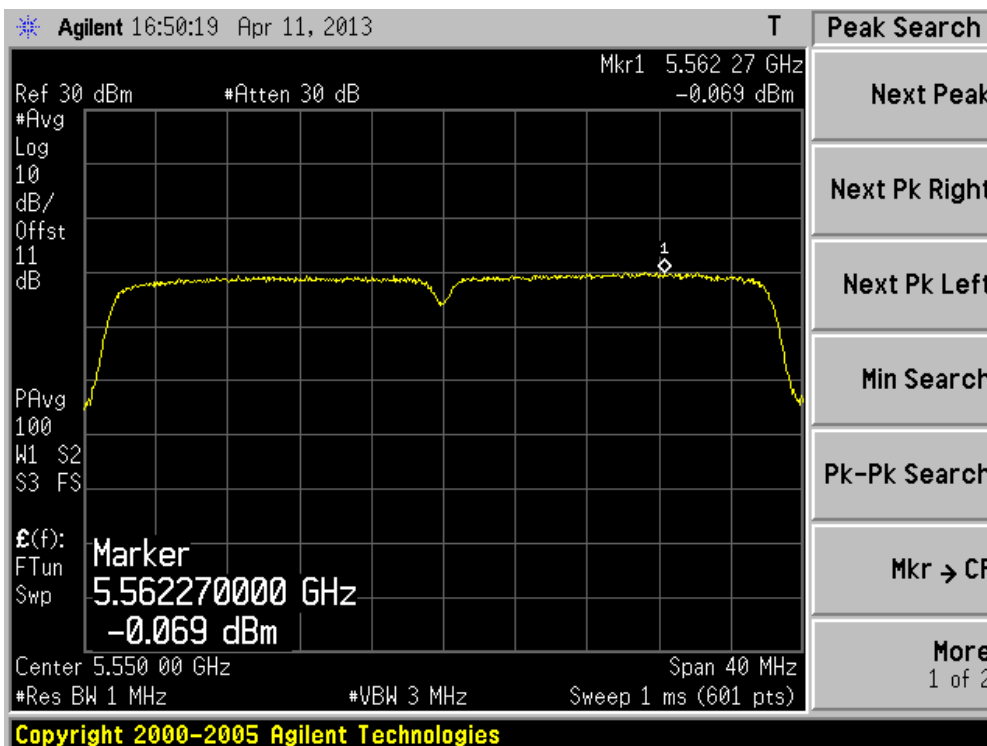
Channel 62 (5310MHz) - Chain 0



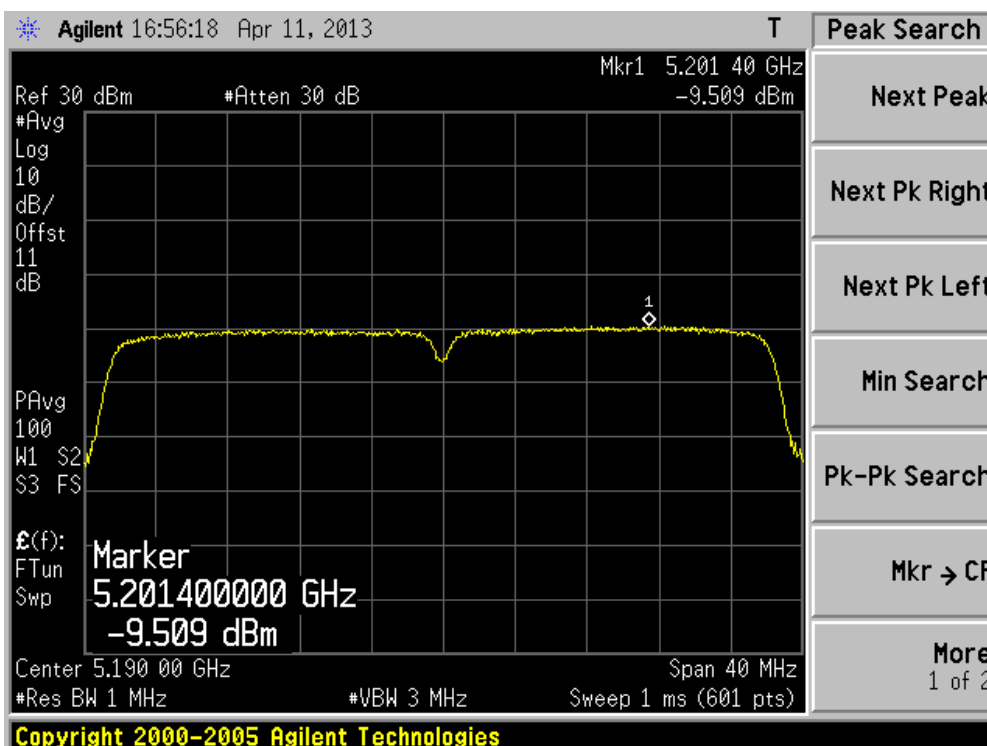
Channel 102 (5510MHz) - Chain 0



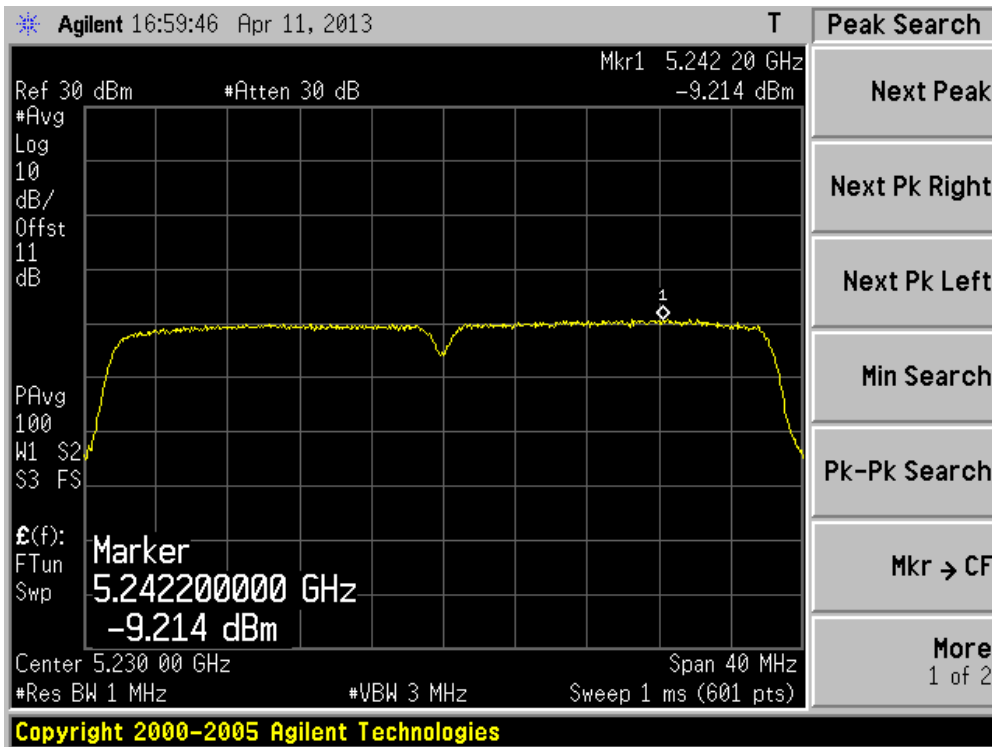
Channel 110 (5550MHz) - Chain 0



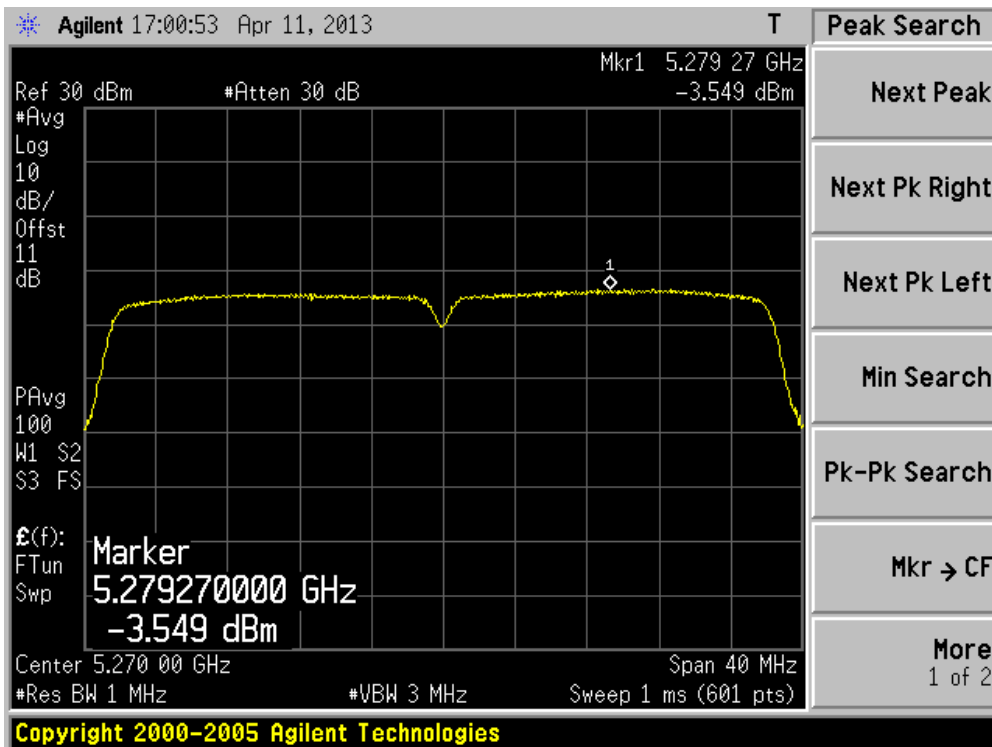
Channel 38 (5190MHz) - Chain 1



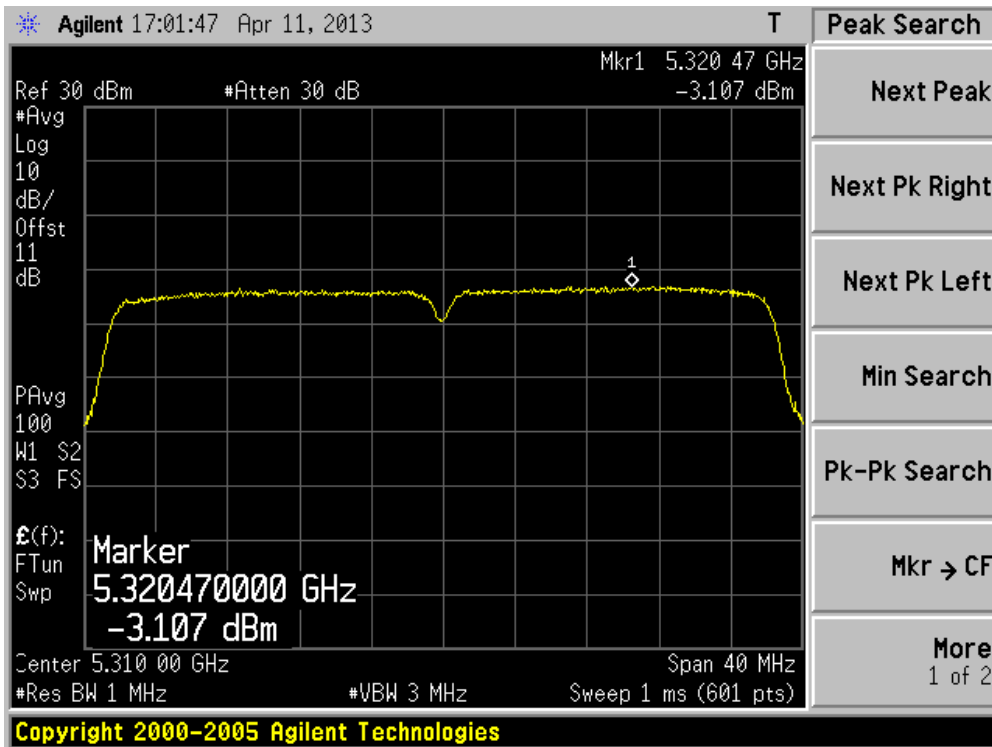
Channel 46 (5230MHz) - Chain 1



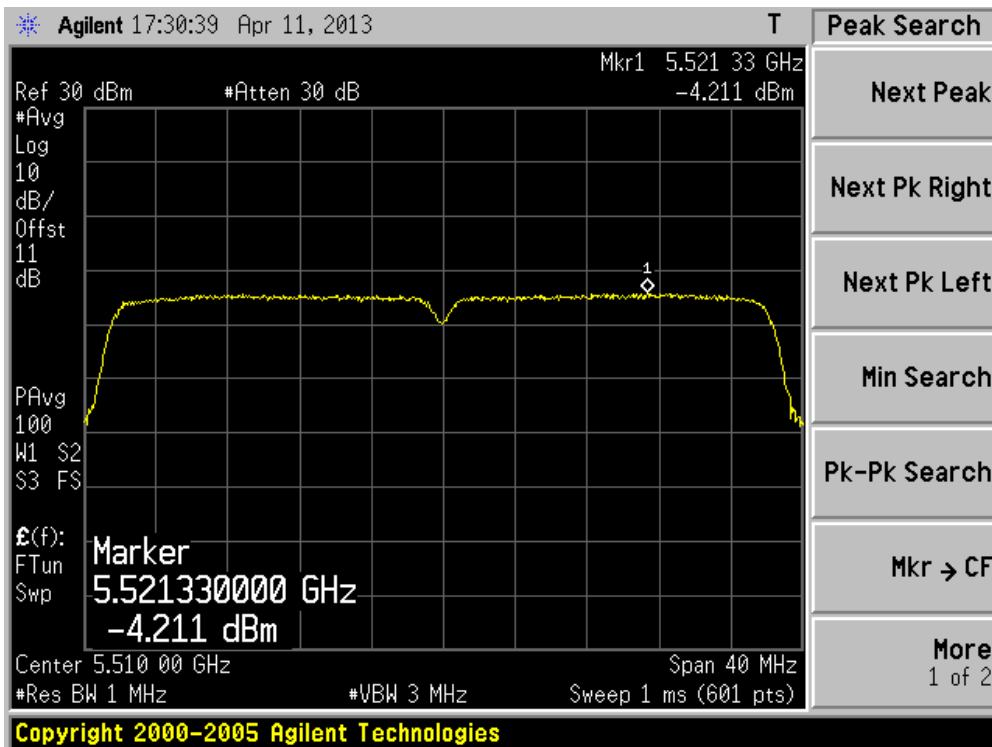
Channel 54 (5270MHz) - Chain 1



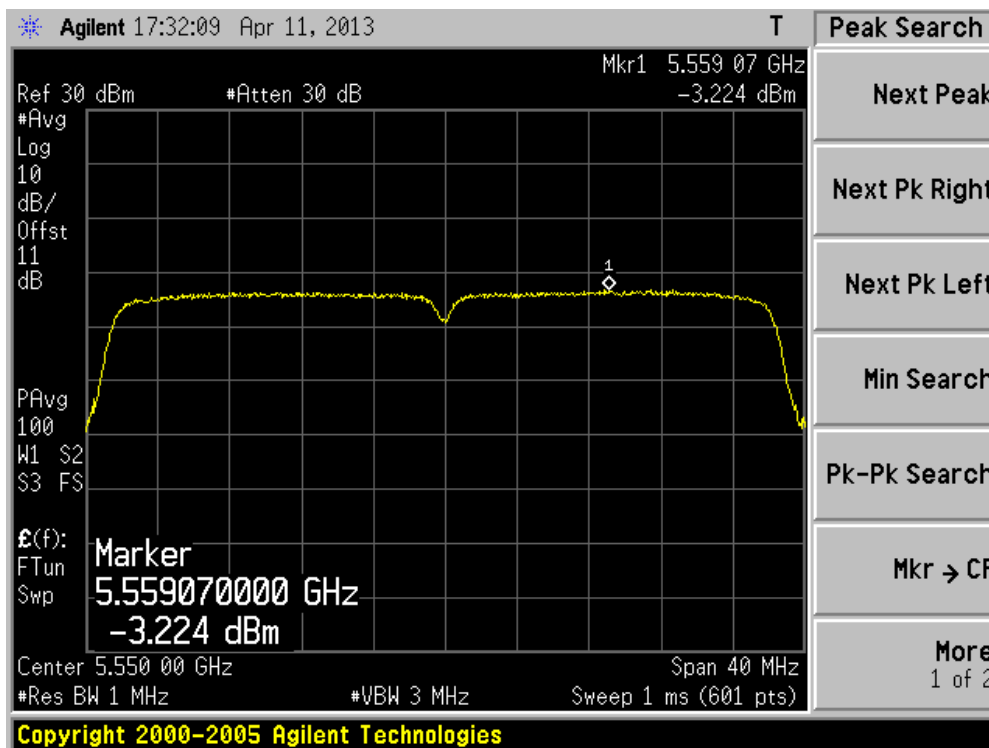
Channel 62 (5310MHz) - Chain 1



Channel 102 (5510MHz) - Chain 1



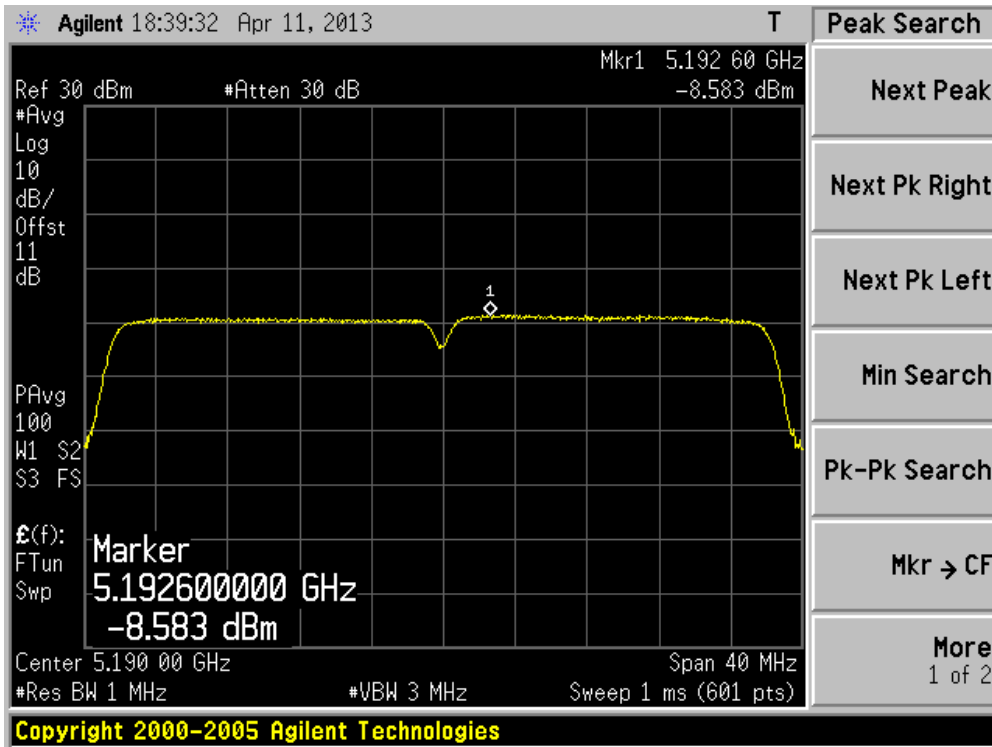
Channel 110 (5550MHz) - Chain 1



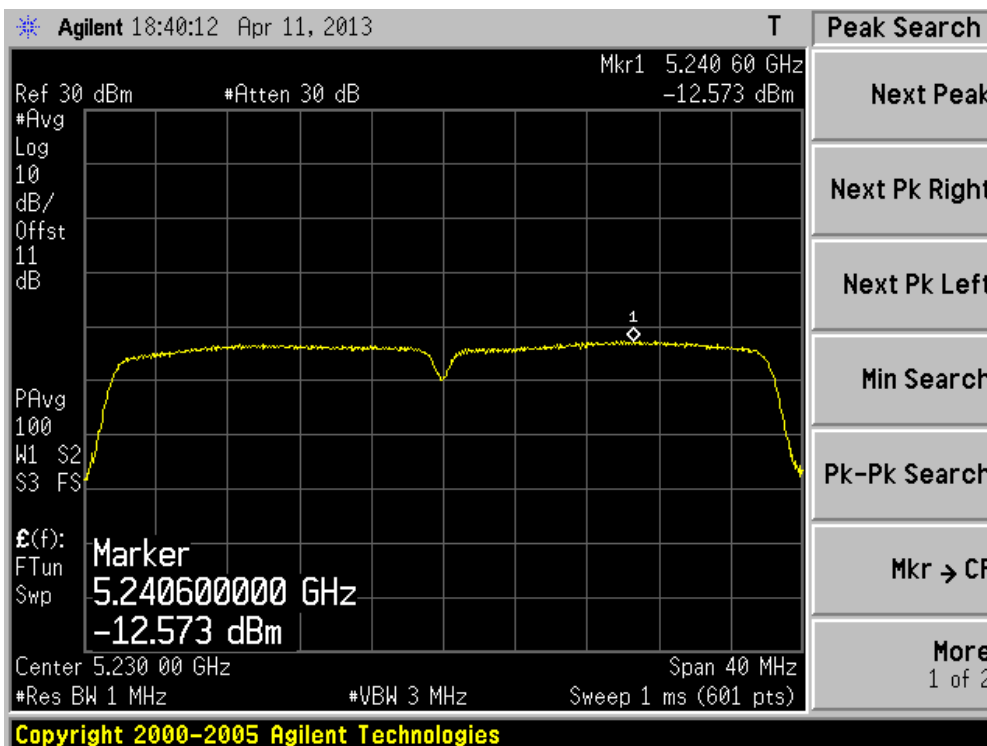
Product	: WIRELESS-ABGN 3X3 NETWORK MINI PCIE ADAPTER
Test Item	: Peak Power Spectral Density
Test Site	: TR-8
Test Mode	: Mode 3: Transmit by 802.11n (40MHz) (Chain 0+1+2)

Channel No.	Frequency (MHz)	Measurement PPSD (dBm/MHz)			Total PPSD (dBm/MHz)	Limit (dBm/MHz)	Result
		Chain 0	Chain 1	Chain 2			
38	5190	-8.58	-11.28	-12.00	-5.59	4	Pass
46	5230	-12.57	-11.60	-12.05	-7.28	4	Pass
54	5270	-6.08	-7.85	-6.54	-1.99	4	Pass
62	5310	-9.88	-7.43	-6.96	-3.14	11	Pass
102	5510	-10.32	-9.62	-8.76	-4.75	11	Pass
110	5550	-10.14	-8.26	-8.46	-4.10	11	Pass

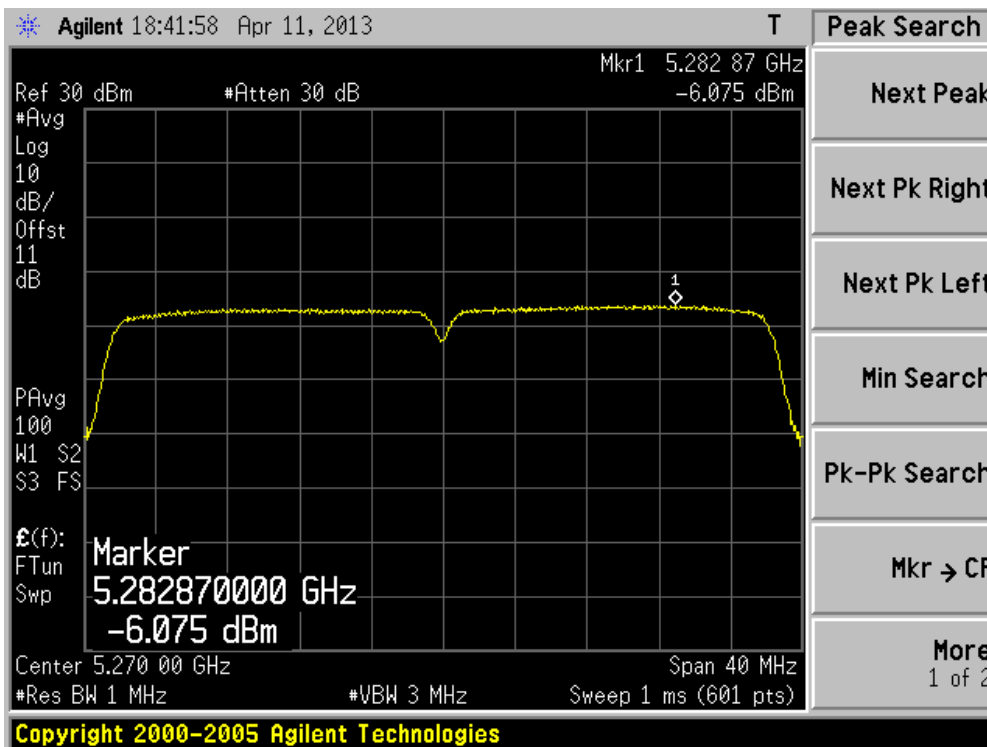
Channel 38 (5190MHz) - Chain 0



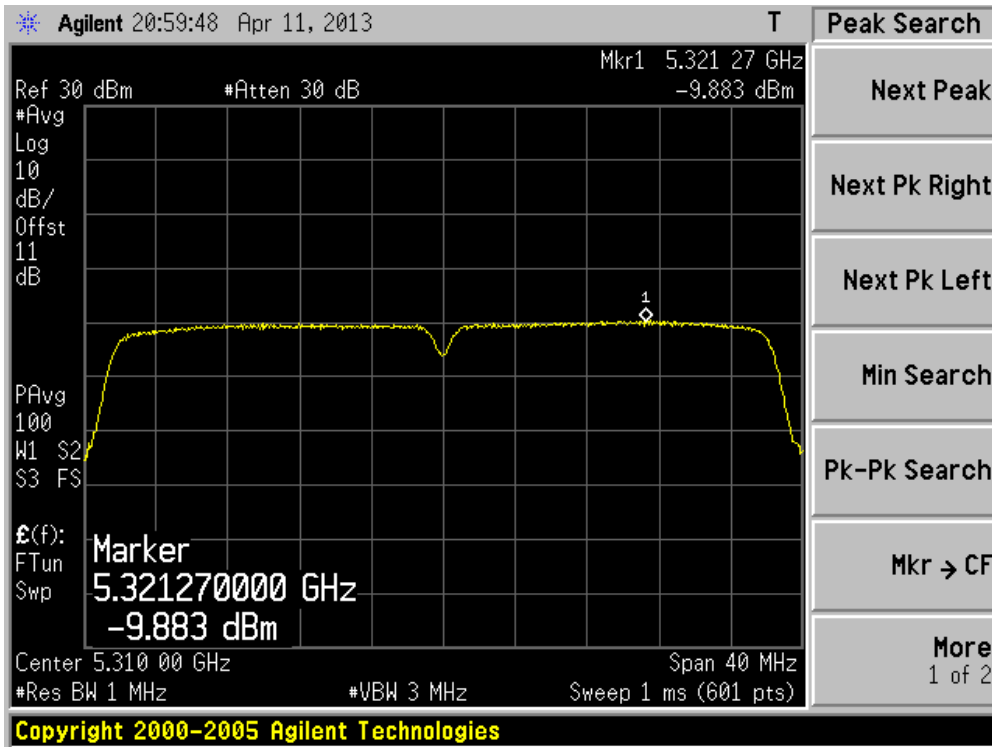
Channel 46 (5230MHz) - Chain 0



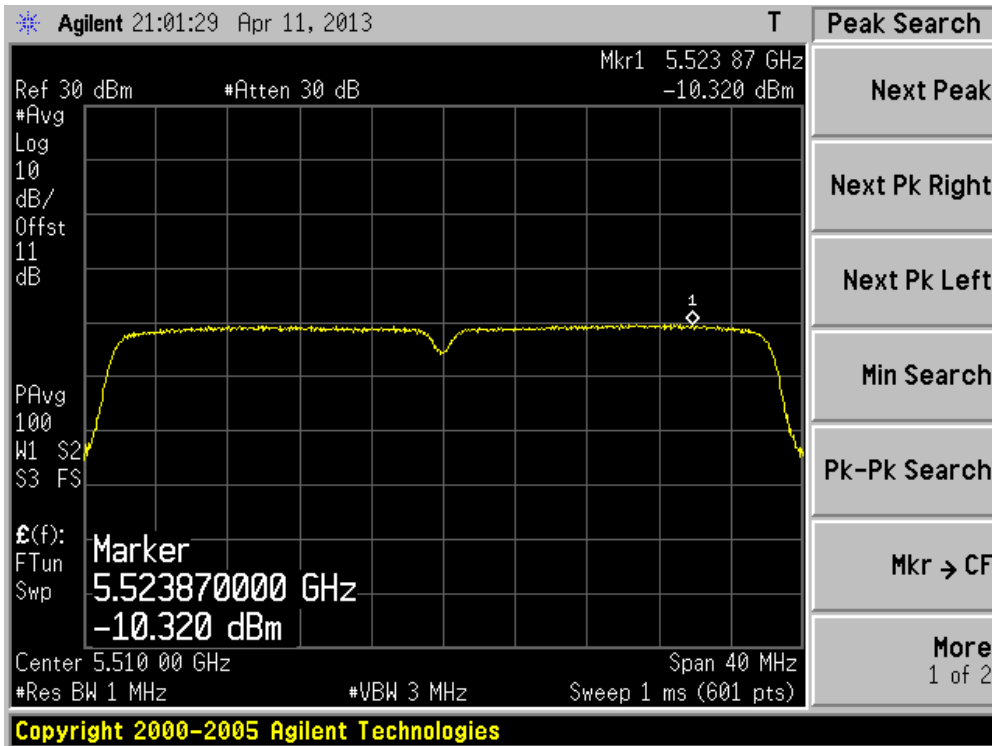
Channel 54 (5270MHz) - Chain 0



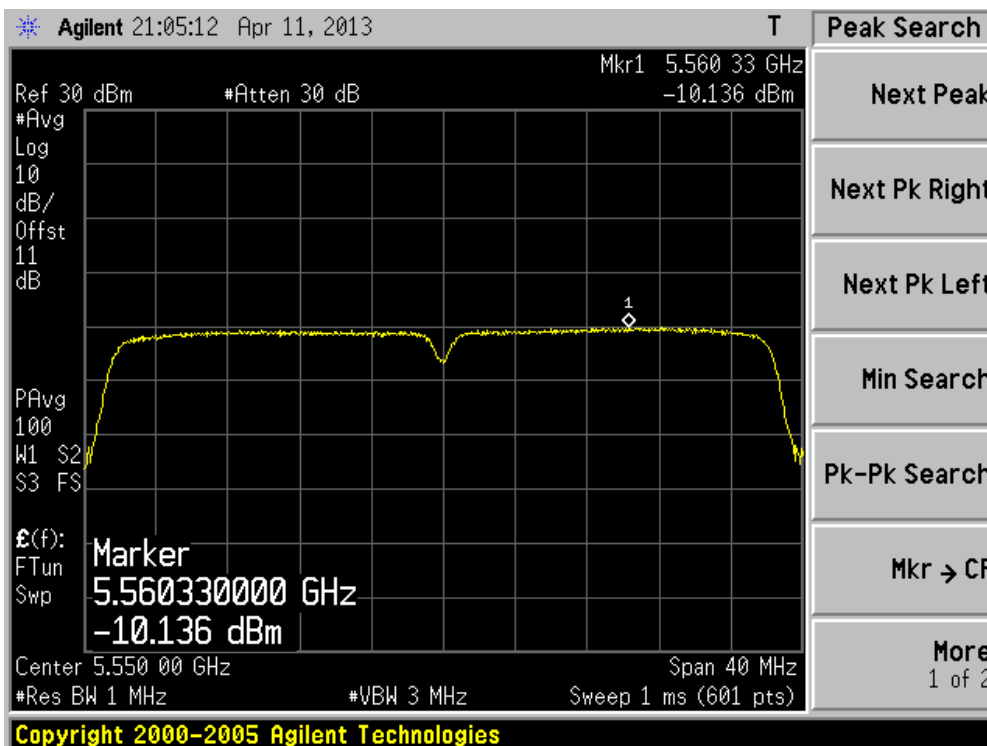
Channel 62 (5310MHz) - Chain 0



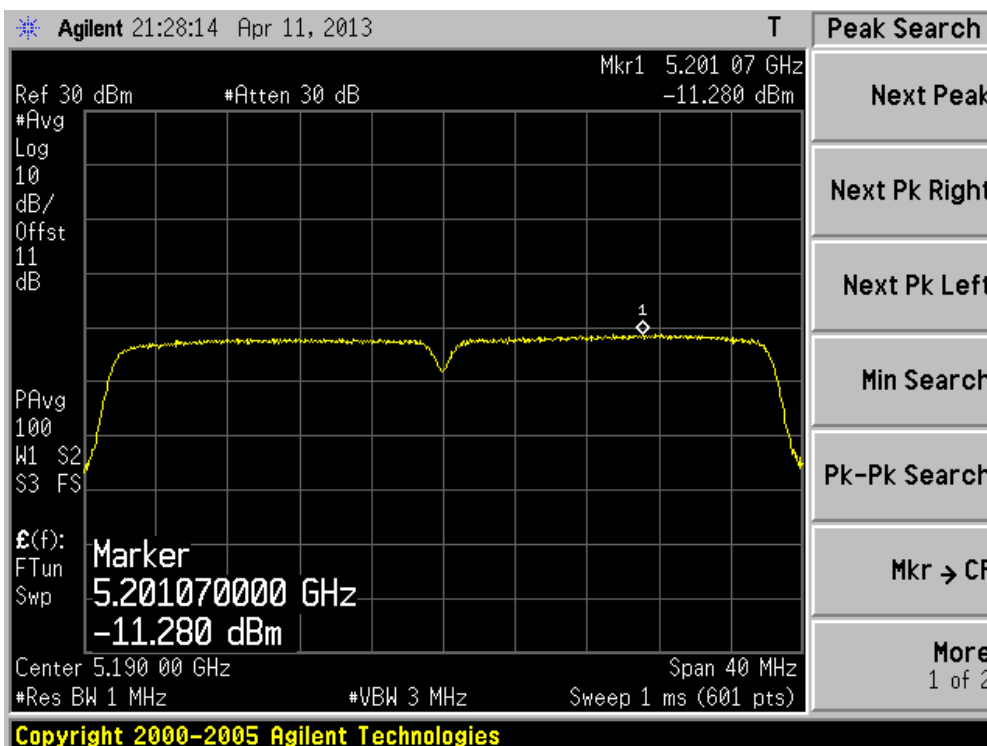
Channel 102 (5510MHz) - Chain 0



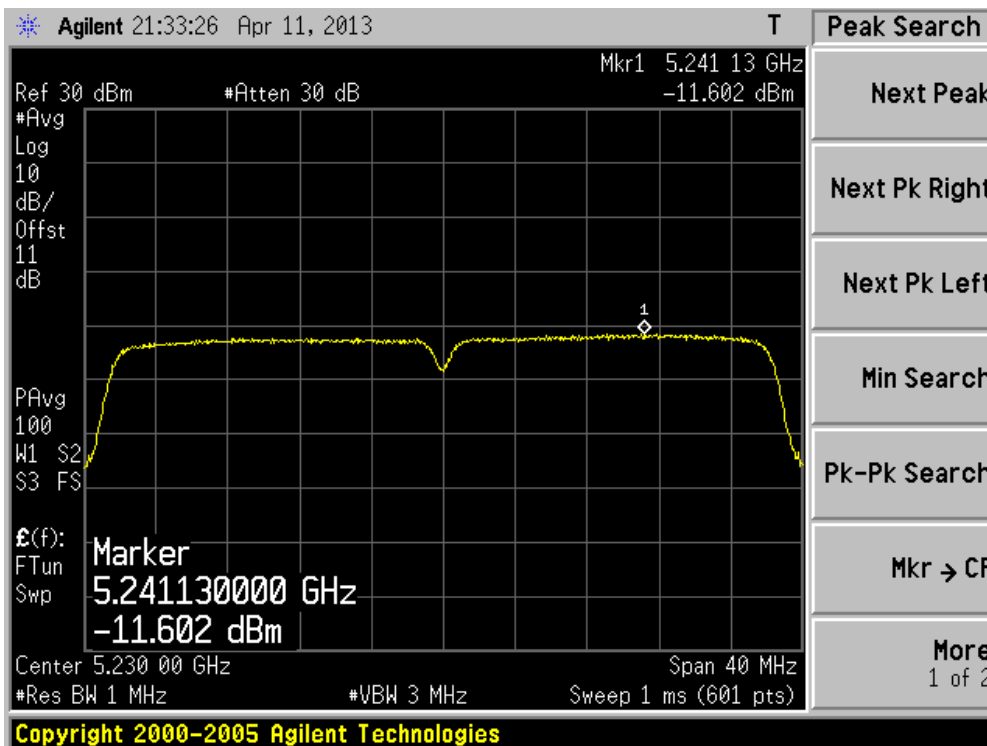
Channel 110 (5550MHz) - Chain 0



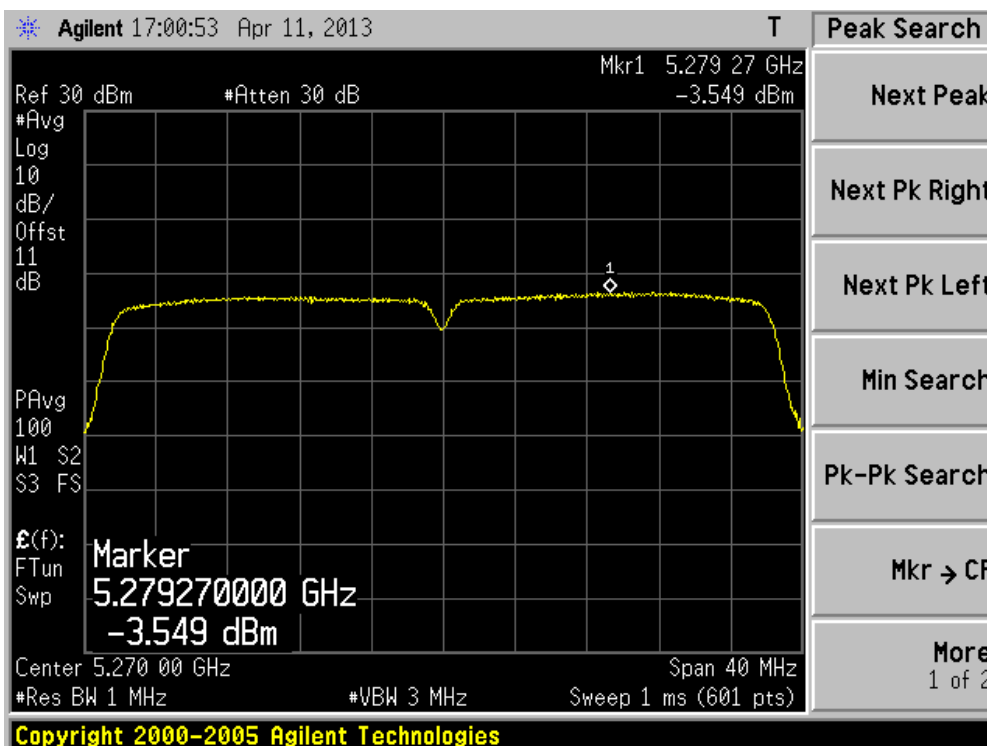
Channel 38 (5190MHz) - Chain 1



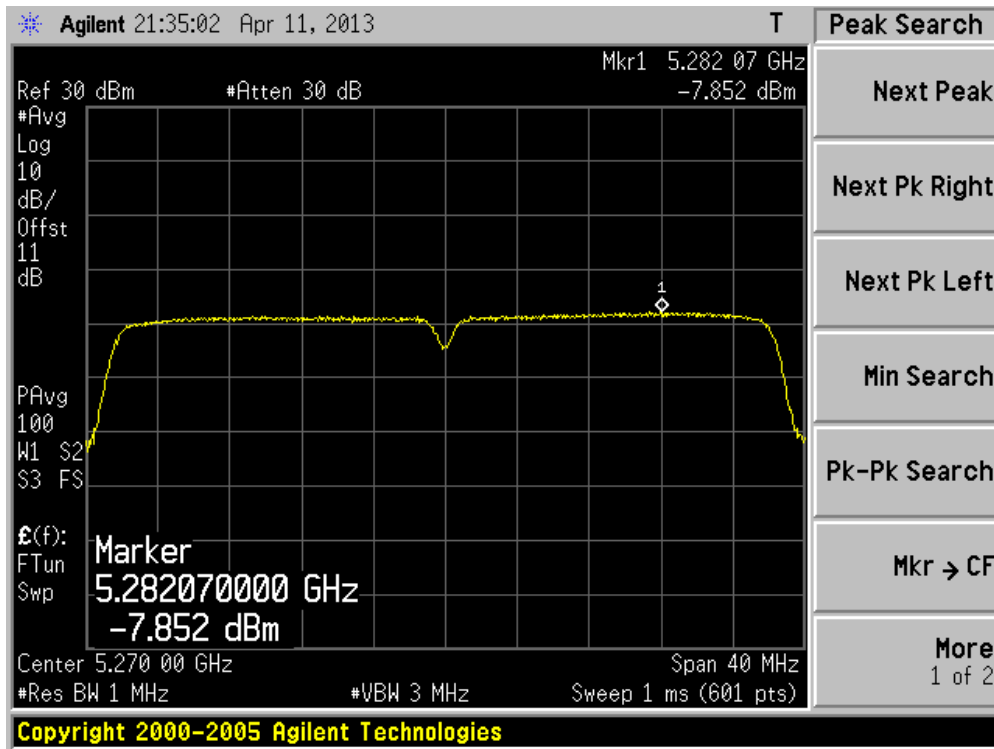
Channel 46 (5230MHz) - Chain 1



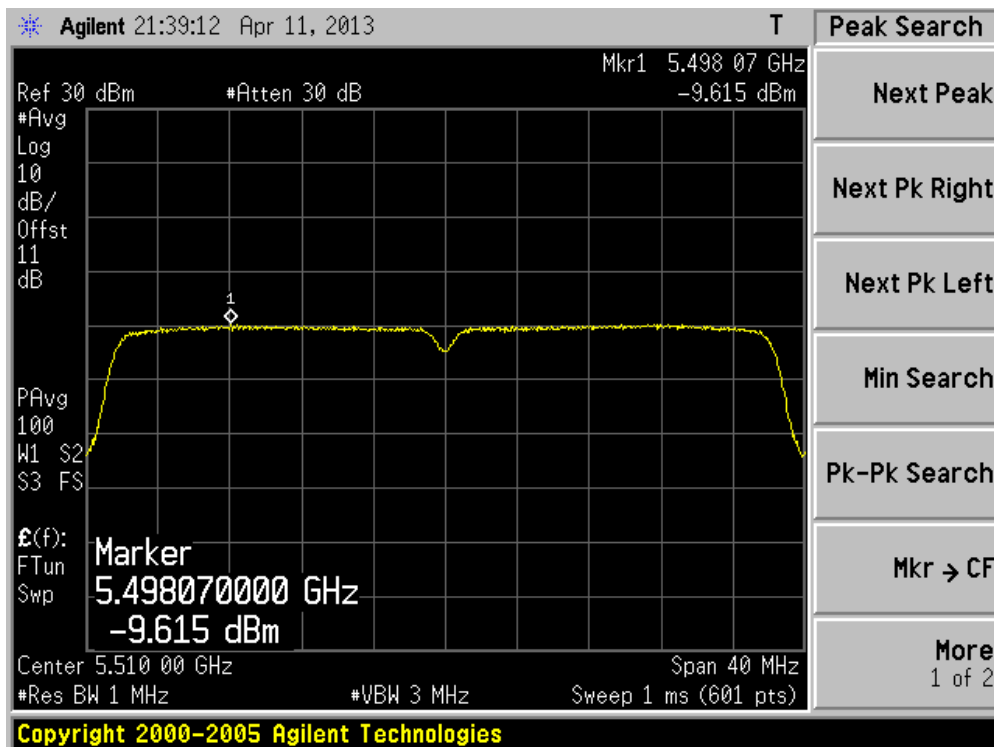
Channel 54 (5270MHz) - Chain 1



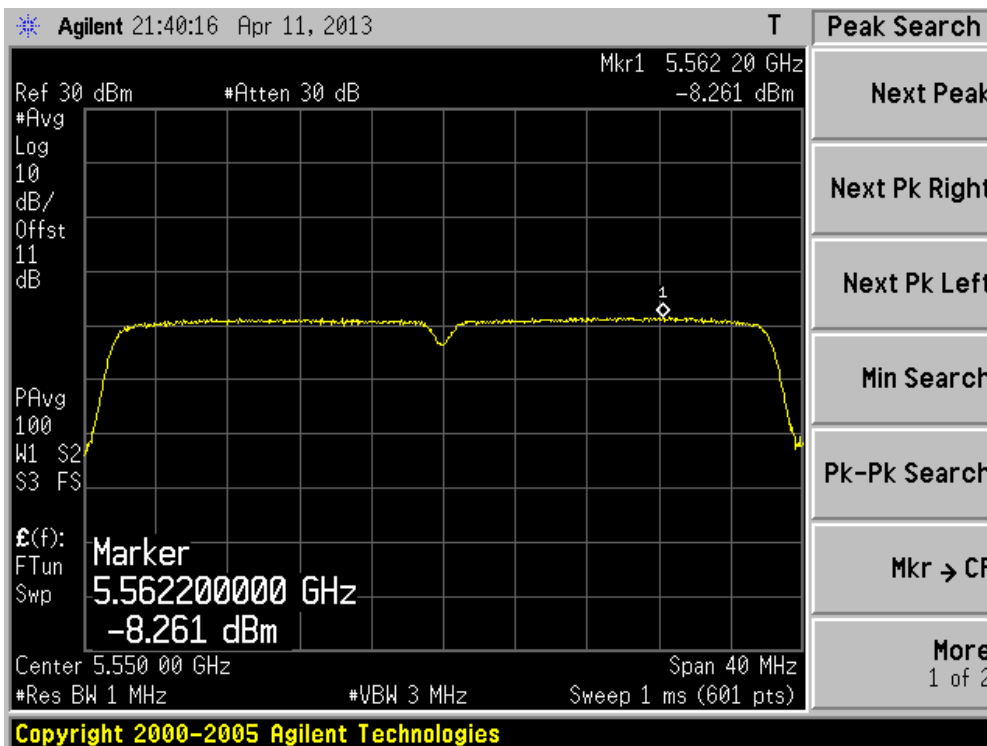
Channel 62 (5310MHz) - Chain 1



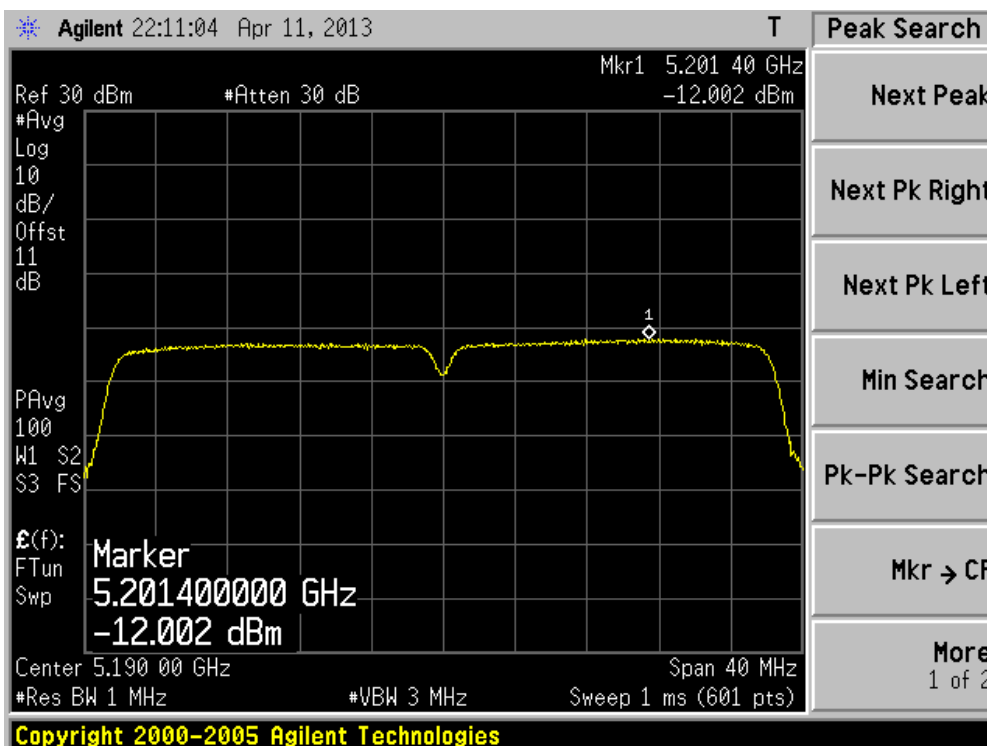
Channel 102 (5510MHz) - Chain 1



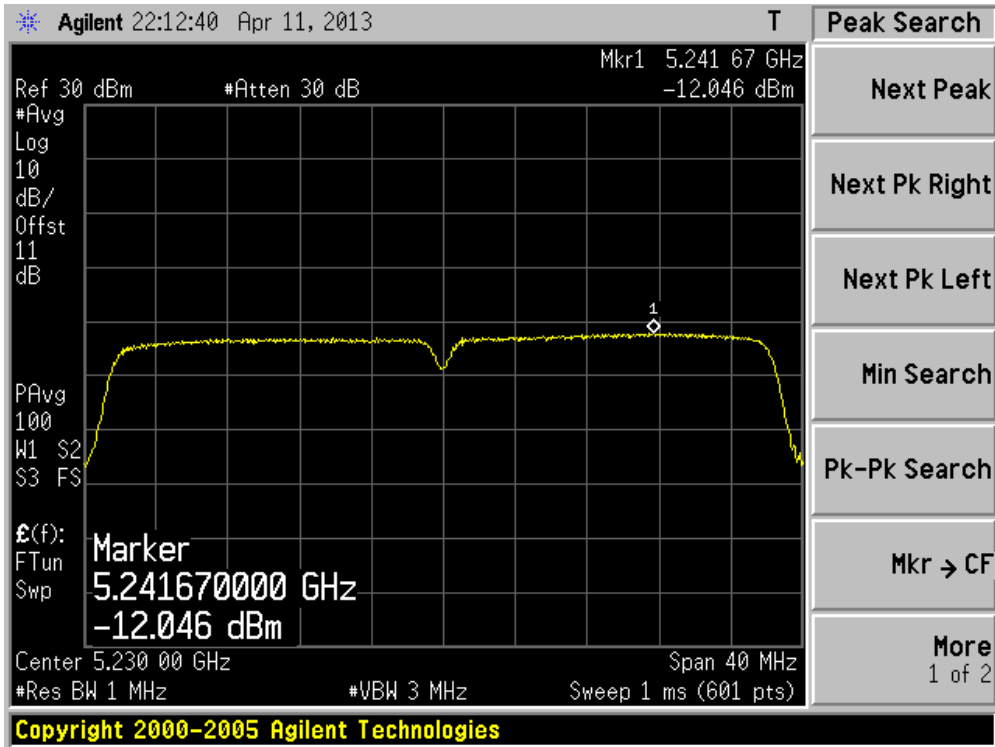
Channel 110 (5550MHz) - Chain 1



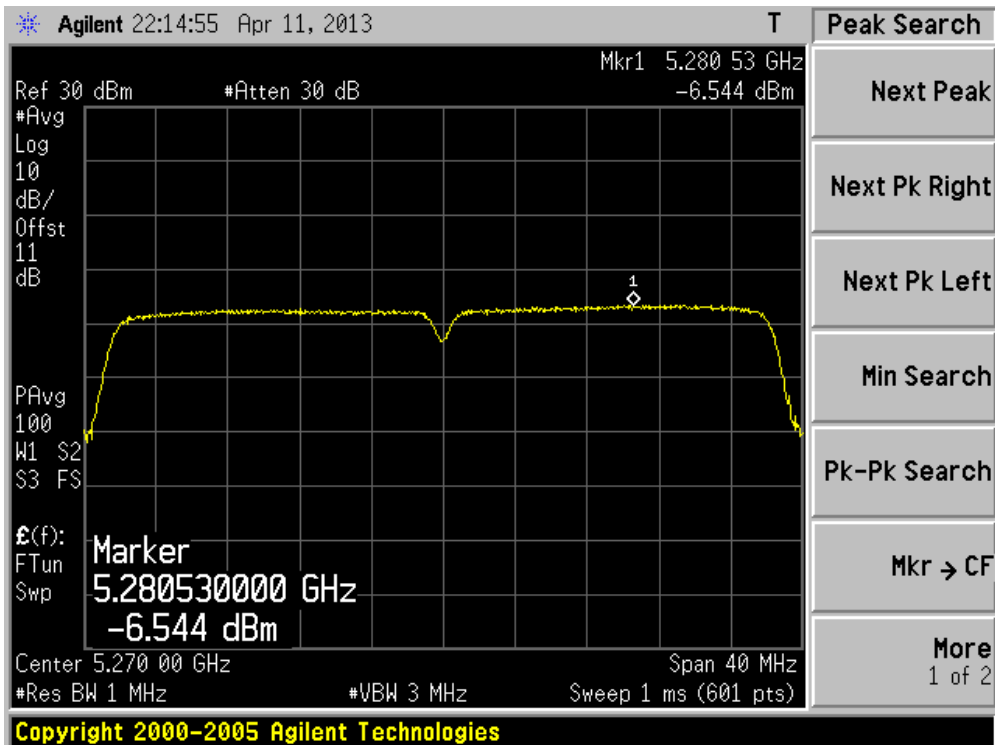
Channel 38 (5190MHz) - Chain 2



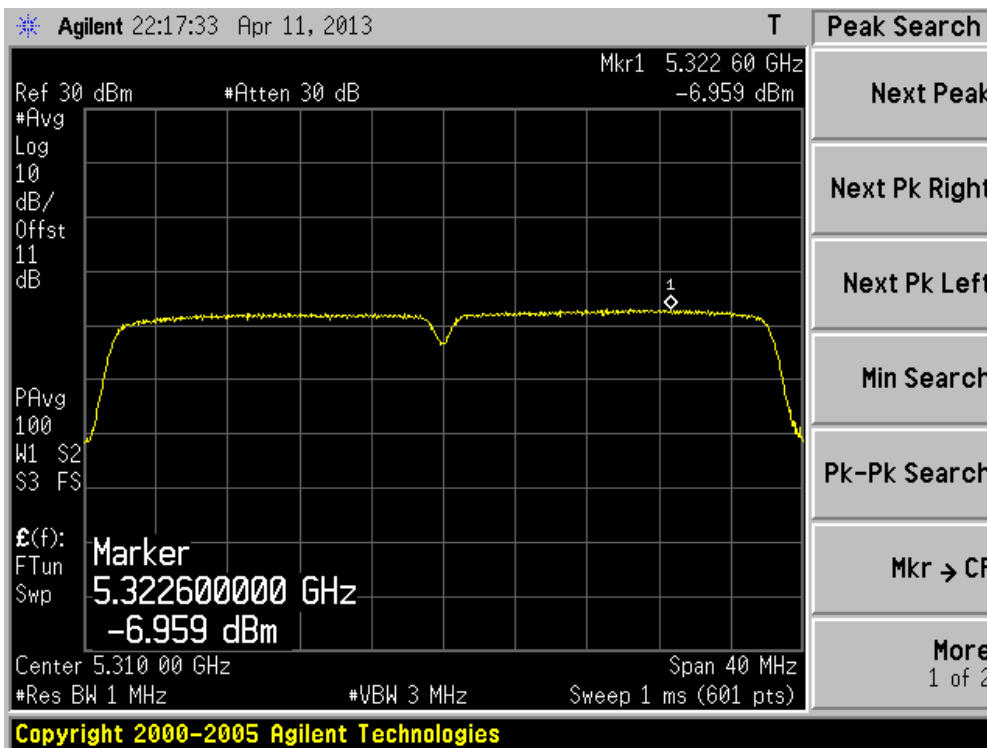
Channel 46 (5230MHz) - Chain 2



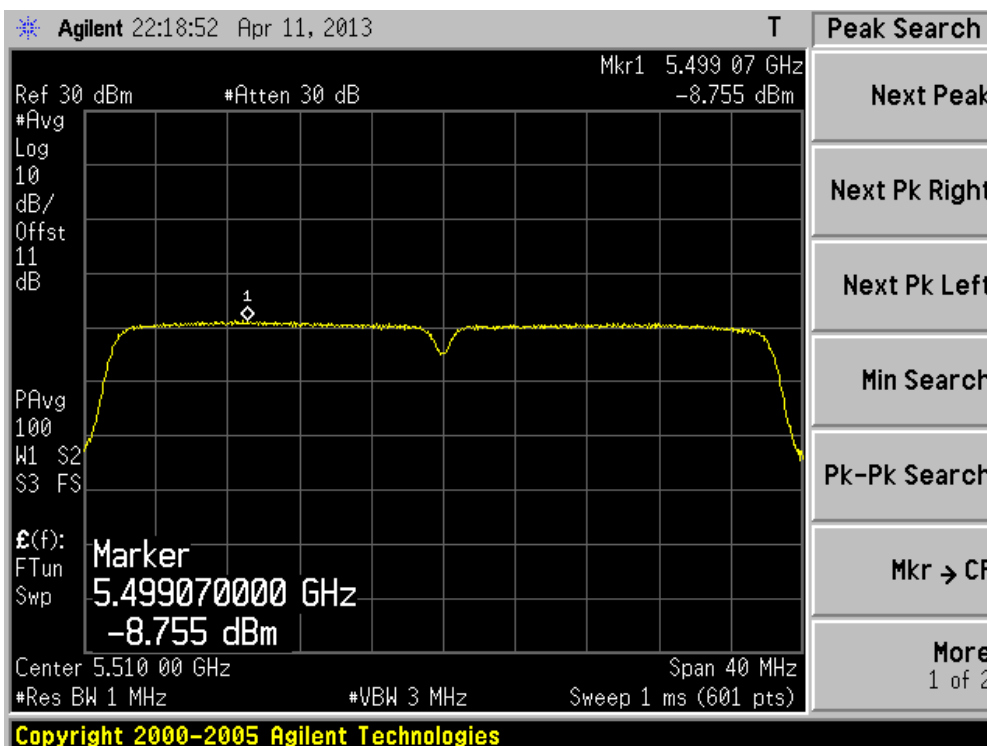
Channel 54 (5270MHz) - Chain 2



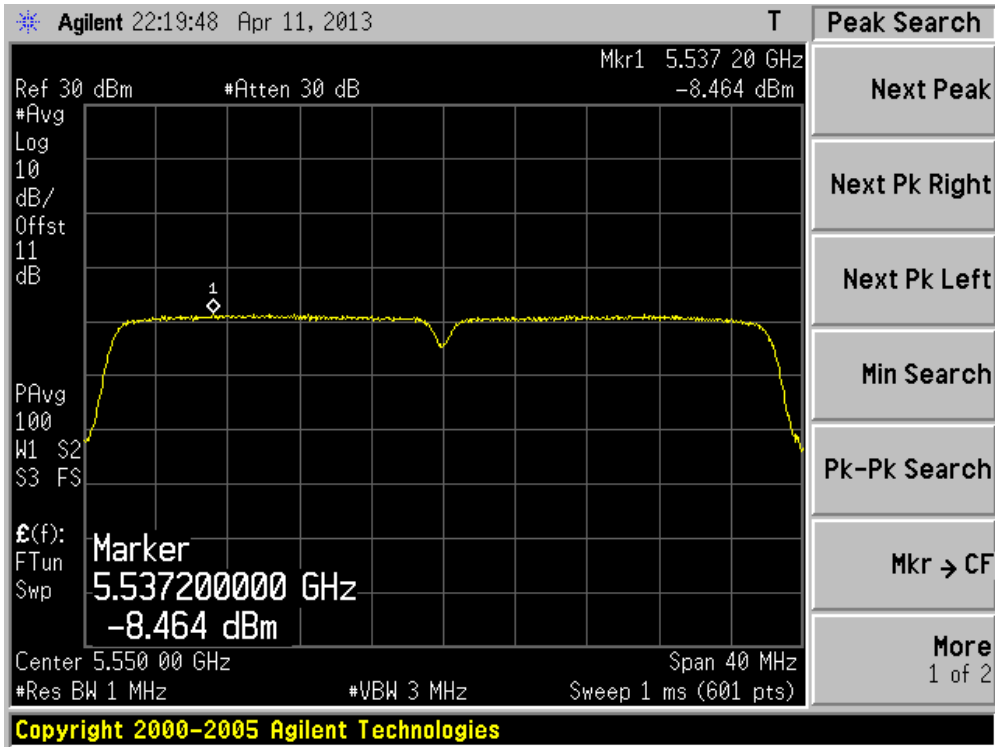
Channel 62 (5310MHz) - Chain 2



Channel 102 (5510MHz) - Chain 2



Channel 110 (5550MHz) - Chain 2



9. Peak Excursion

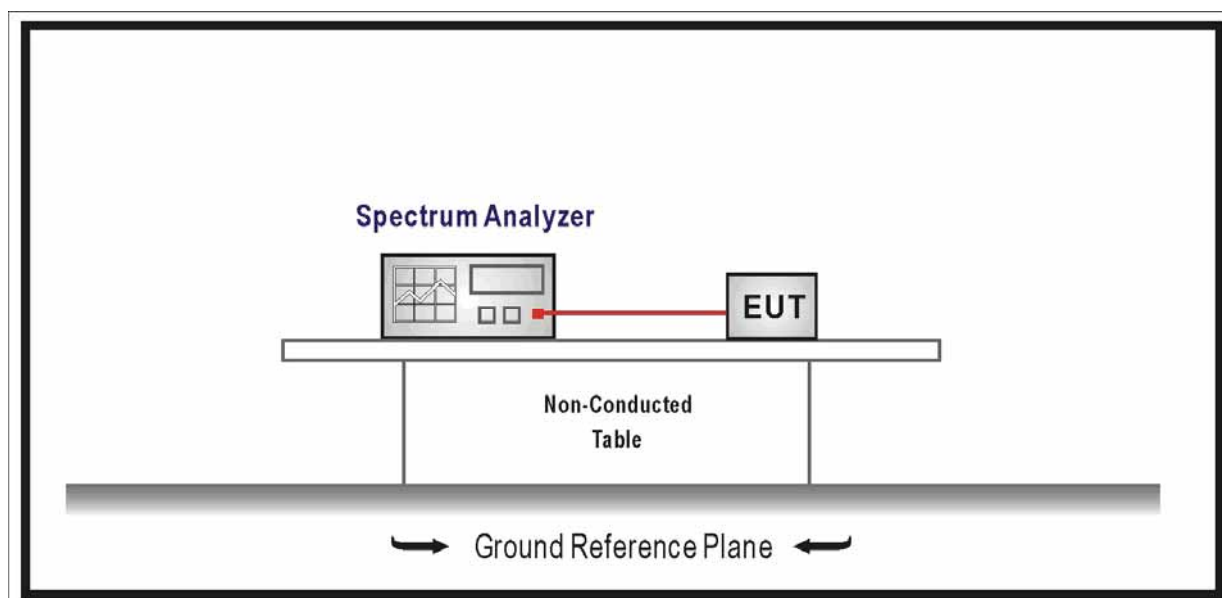
1.1. Test Equipment

Peak Excursion / TR-8

Instrument	Manufacturer	Type No.	Serial No.	Cal. Date
Spectrum Analyzer	Agilent	E4446A	MY45300103	2014.01.21
Temperature/Humidity Meter	zhicheng	ZC1-2	TR8-TH	2014.05.07

Note: All equipments are calibrated with traceable calibrations. Each calibration is traceable to the national or international standards.

1.2. Test Setup



1.3. Limit

The ratio of the peak excursion of the modulation envelope (measured using a peak hold function) to the maximum conducted output power (measured as specified above) shall not exceed 13 dB across any 1 MHz bandwidth or the emission bandwidth whichever is less.

1.4. Test Procedure

The EUT was tested according to KDB 789033 for compliance to FCC 47CFR 15.407 requirements.

Set the spectrum analyzer span to view the entire emission bandwidth. The largest difference between the following two traces must be ≤ 13 dB for all frequencies across the emission bandwidth.

- 1st Trace: Set RBW = 1 MHz, VBW ≥ 3 MHz with peak detector and max-hold settings.
- 2nd Trace: The result is the peak value of the PPSD.

1.5. Uncertainty

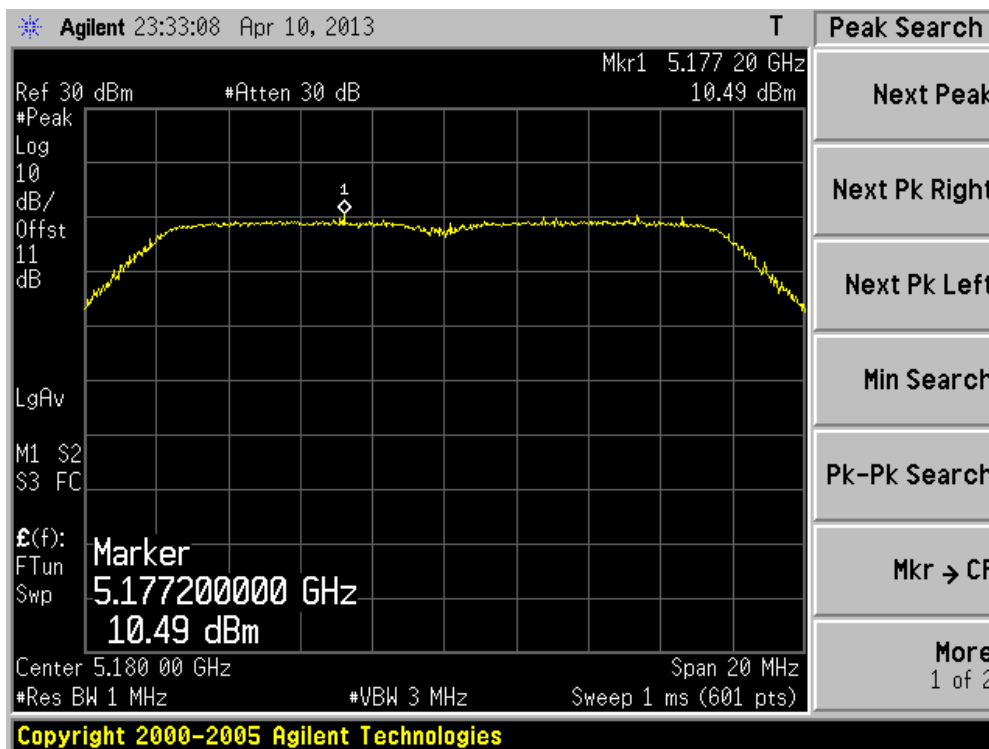
The measurement uncertainty is defined as ± 1.27 dB

1.6. Test Result

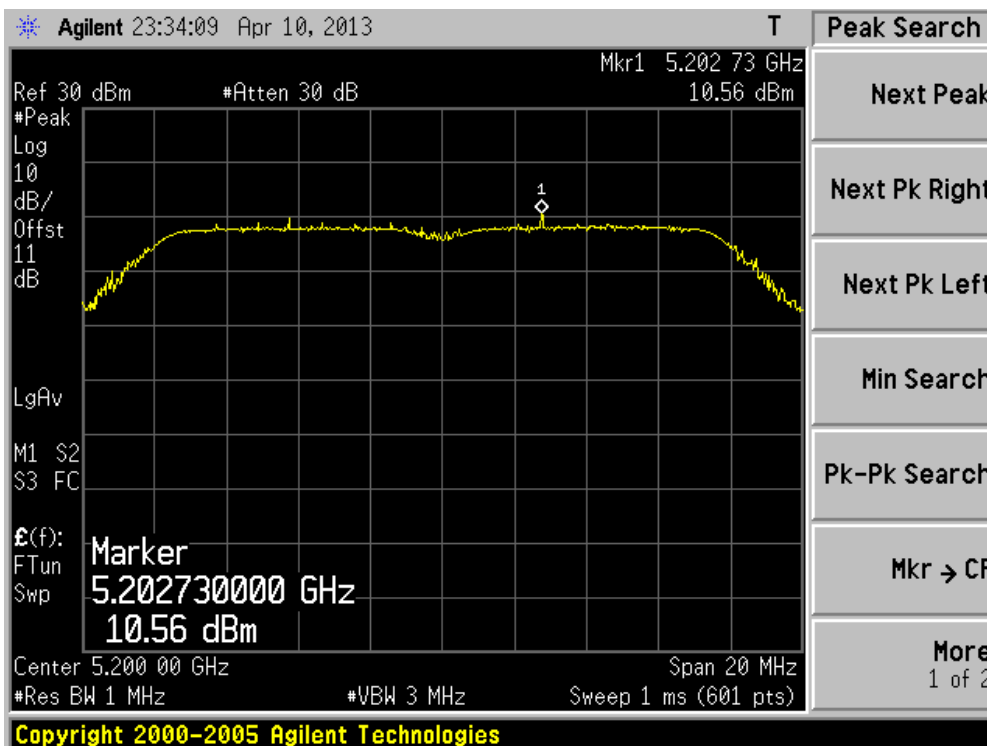
Product	:	WIRELESS-ABGN 3X3 NETWORK MINI PCIE ADAPTER
Test Item	:	Peak Excursion
Test Site	:	TR-8
Test Mode	:	Mode 1: Transmit by 802.11a (Chain 0)

Channel No.	Frequency (MHz)	Peak Level (dB)	PSD (dBm)	DCCF (dB)	Peak Excursion (dB)	Limit (dB)	Result
36	5180	10.49	0.27	0.04	10.18	13	Pass
40	5200	10.56	0.50	0.04	10.02	13	Pass
48	5240	8.00	-0.19	0.04	8.15	13	Pass
52	5260	8.82	0.81	0.04	7.97	13	Pass
60	5300	9.44	1.33	0.04	8.07	13	Pass
64	5320	9.88	1.55	0.04	8.29	13	Pass
100	5500	9.19	1.24	0.04	7.91	13	Pass
116	5580	10.64	2.24	0.04	8.36	13	Pass
140	5700	12.46	4.23	0.04	8.19	13	Pass

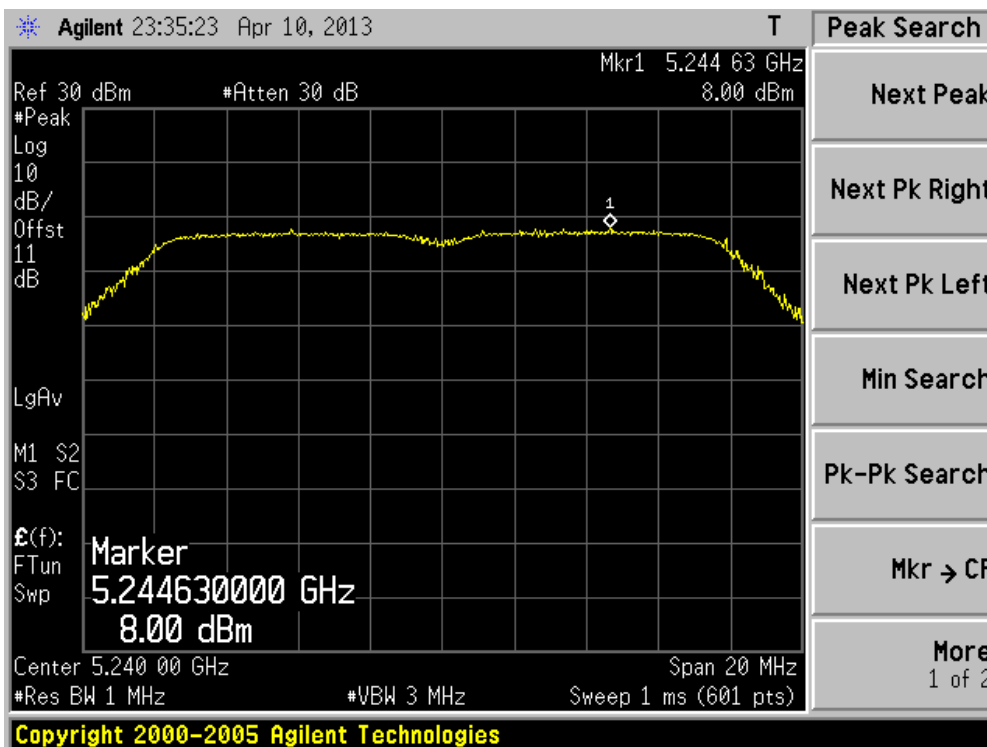
Channel 36 (5180MHz)



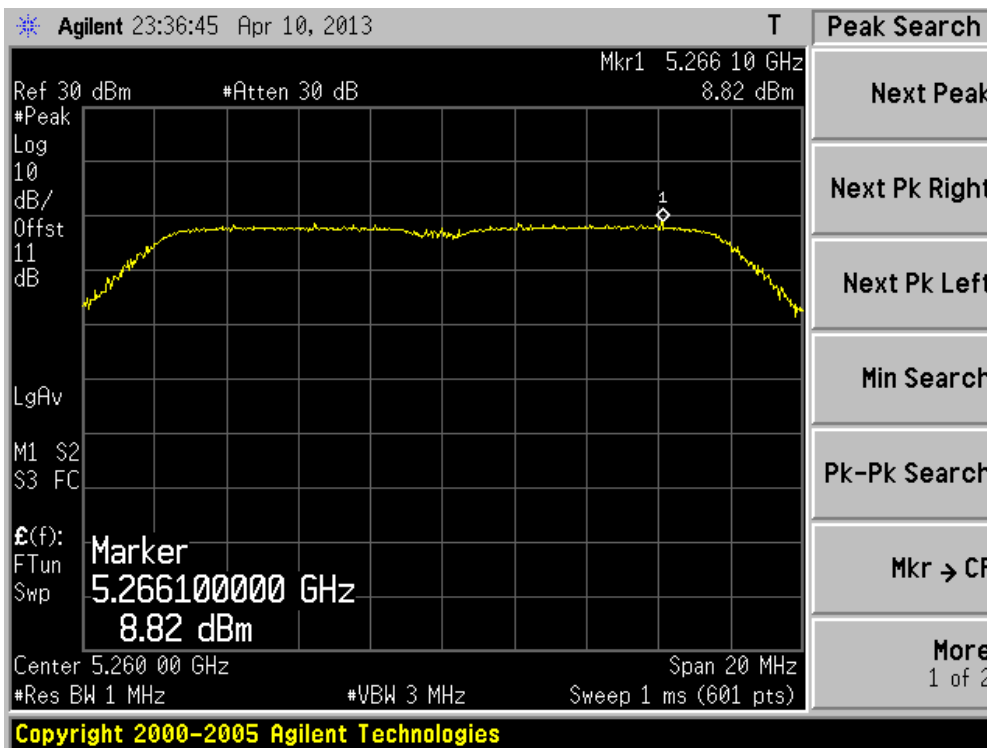
Channel 40 (5200MHz)



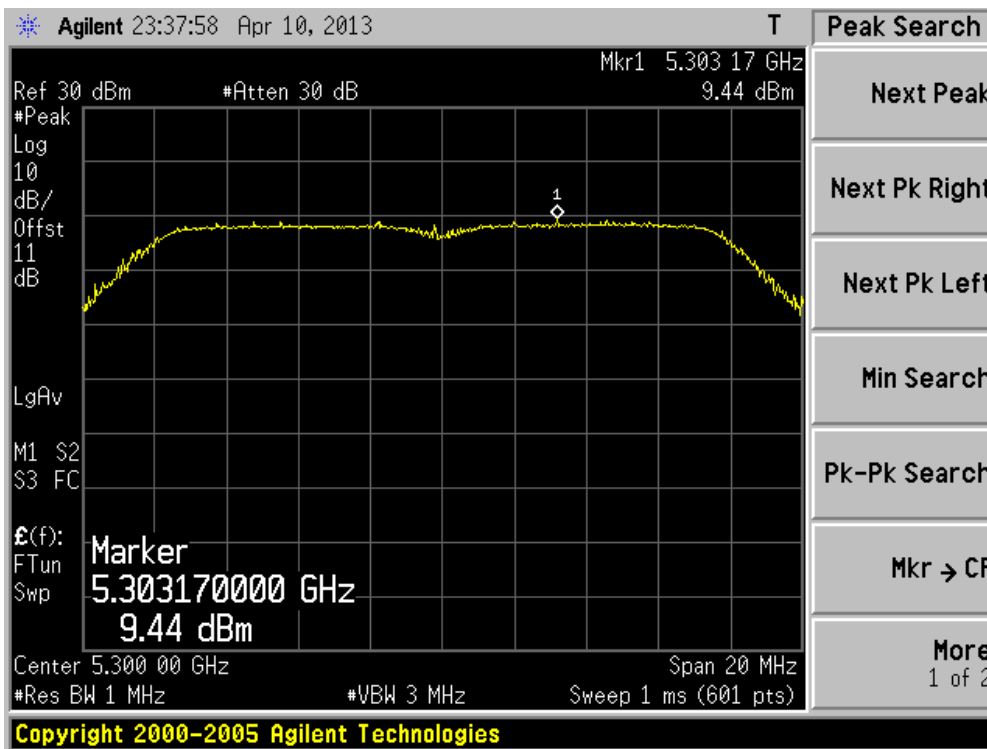
Channel 48 (5240MHz)



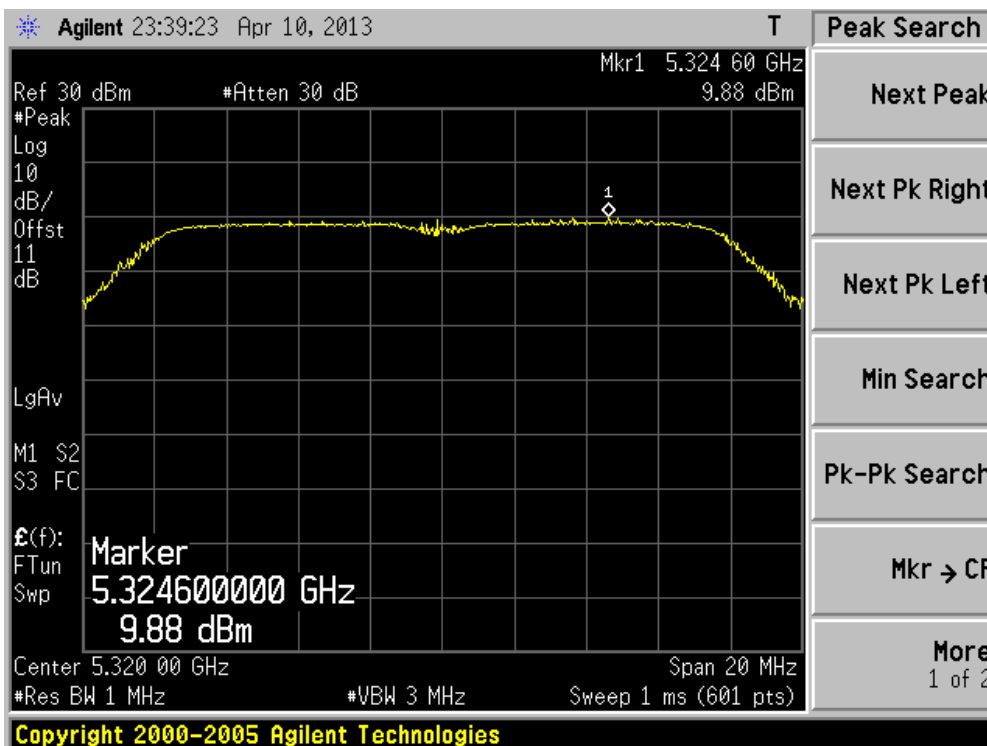
Channel 52 (5260MHz)



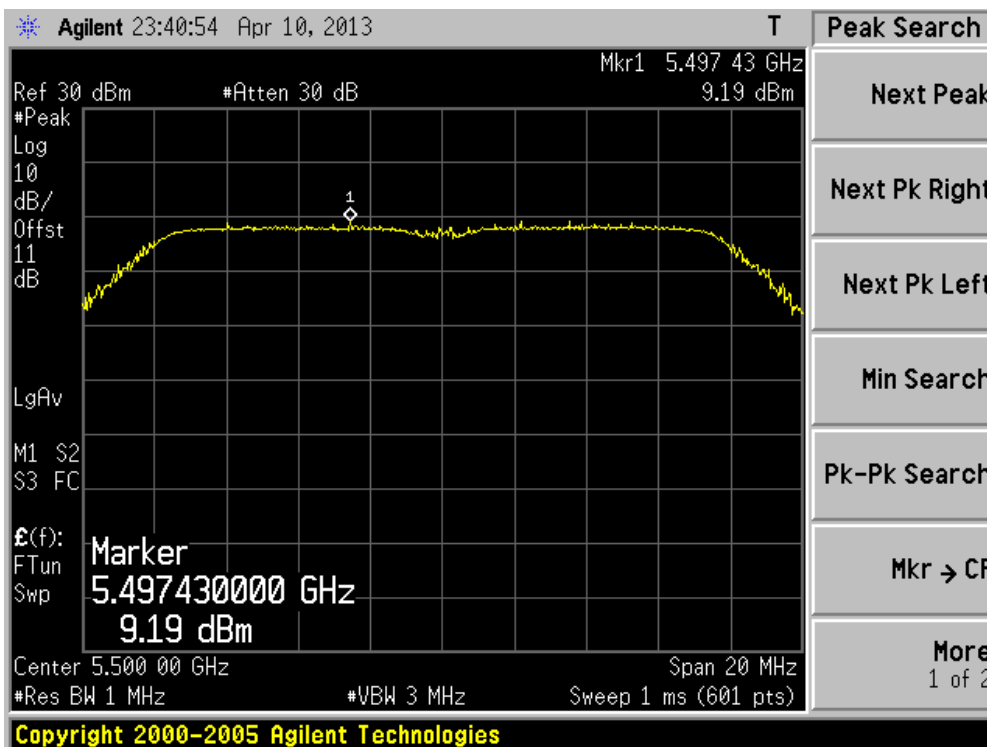
Channel 60 (5300MHz)



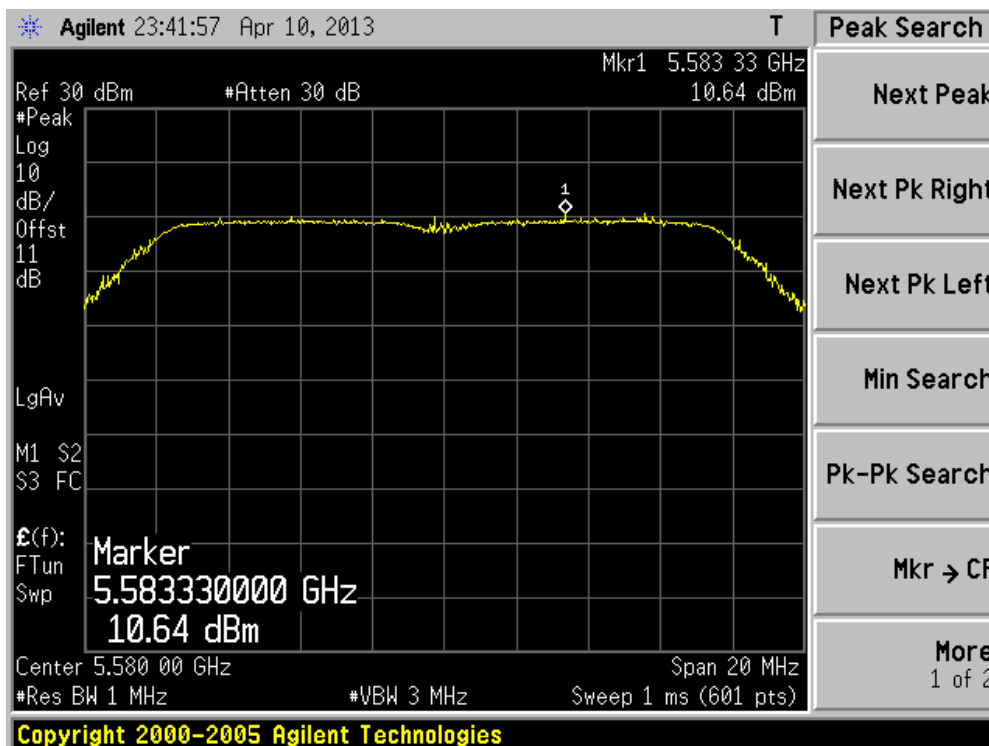
Channel 64 (5320MHz)



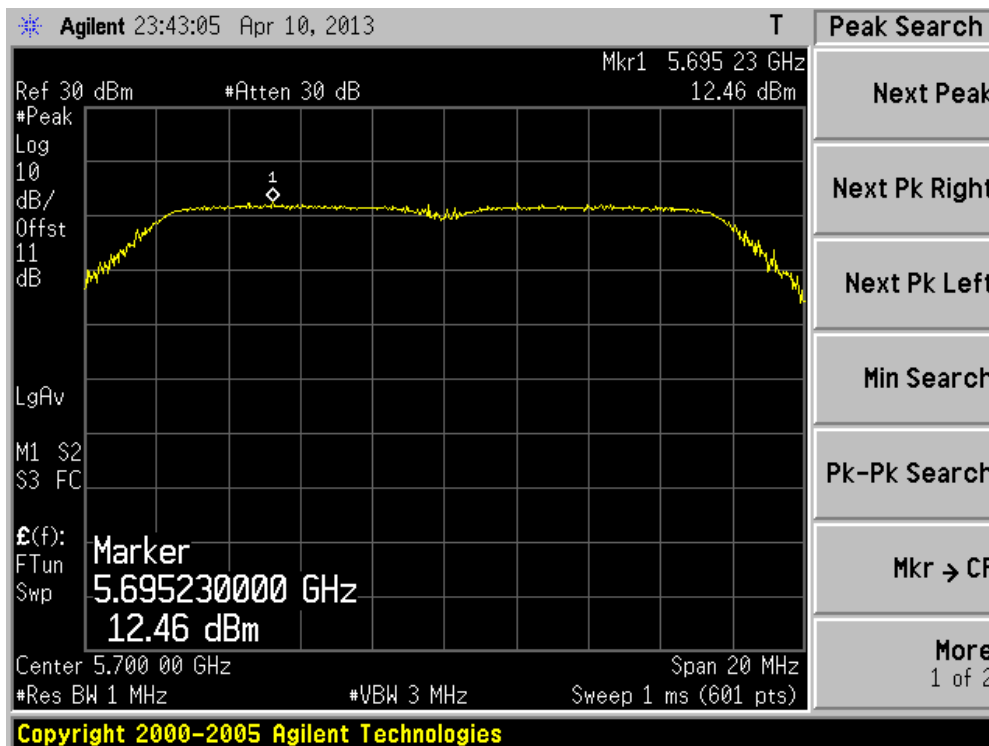
Channel 100 (5500MHz)



Channel 116 (5580MHz)



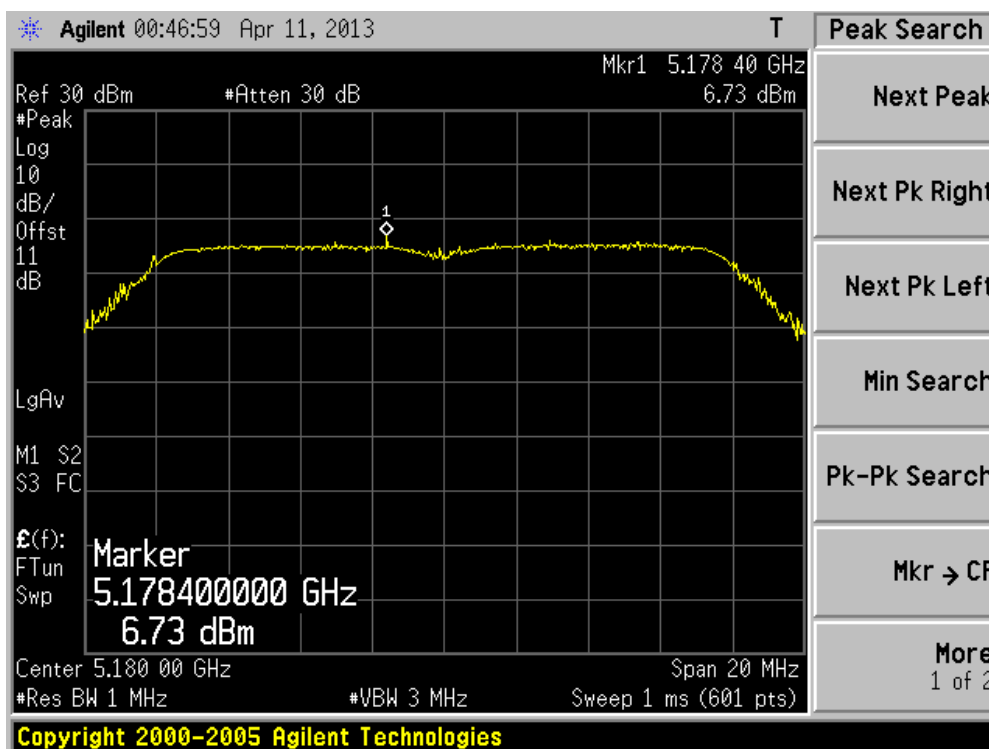
Channel 140 (5700MHz)



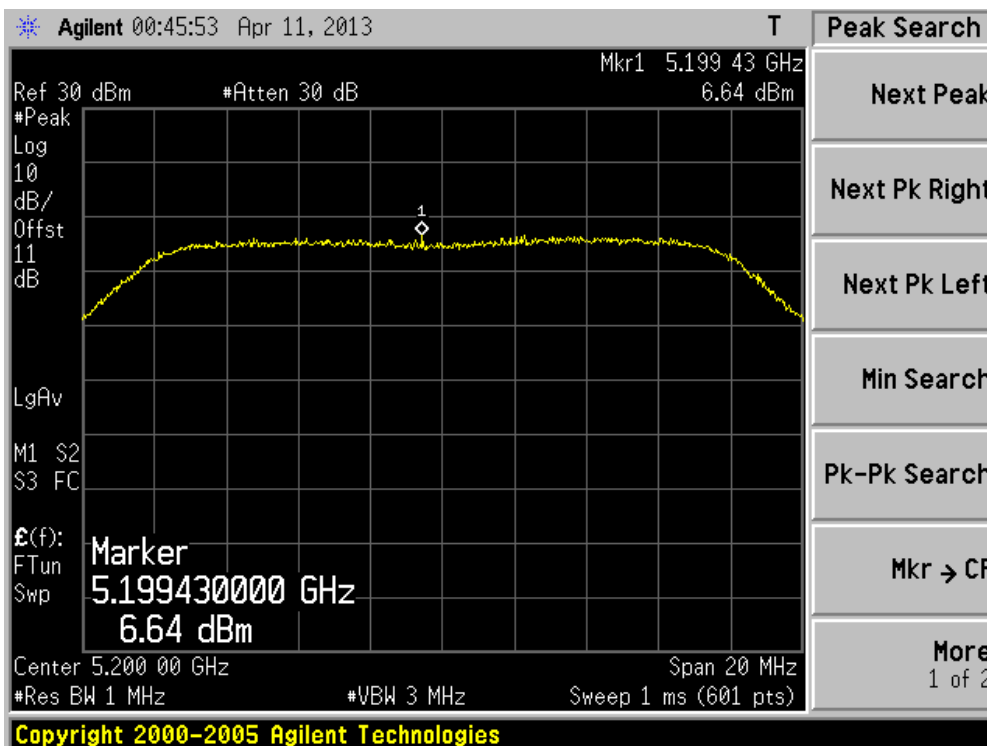
Product	:	WIRELESS-ABGN 3X3 NETWORK MINI PCIE ADAPTER
Test Item	:	Peak Excursion
Test Site	:	TR-8
Test Mode	:	Mode 1: Transmit by 802.11a (Chain 1)

Channel No.	Frequency (MHz)	Peak Level (dB)	PSD (dBm)	DCCF (dB)	Peak Excursion (dB)	Limit (dB)	Result
36	5180	6.73	-0.17	0.04	6.86	13	Pass
40	5200	6.64	-1.57	0.04	8.17	13	Pass
48	5240	6.49	-1.45	0.04	7.90	13	Pass
52	5260	11.86	3.80	0.04	8.02	13	Pass
60	5300	12.31	3.44	0.04	8.83	13	Pass
64	5320	12.71	3.34	0.04	9.33	13	Pass
100	5500	12.31	2.72	0.04	9.55	13	Pass
116	5580	13.71	3.47	0.04	10.20	13	Pass
140	5700	14.78	6.25	0.04	8.49	13	Pass

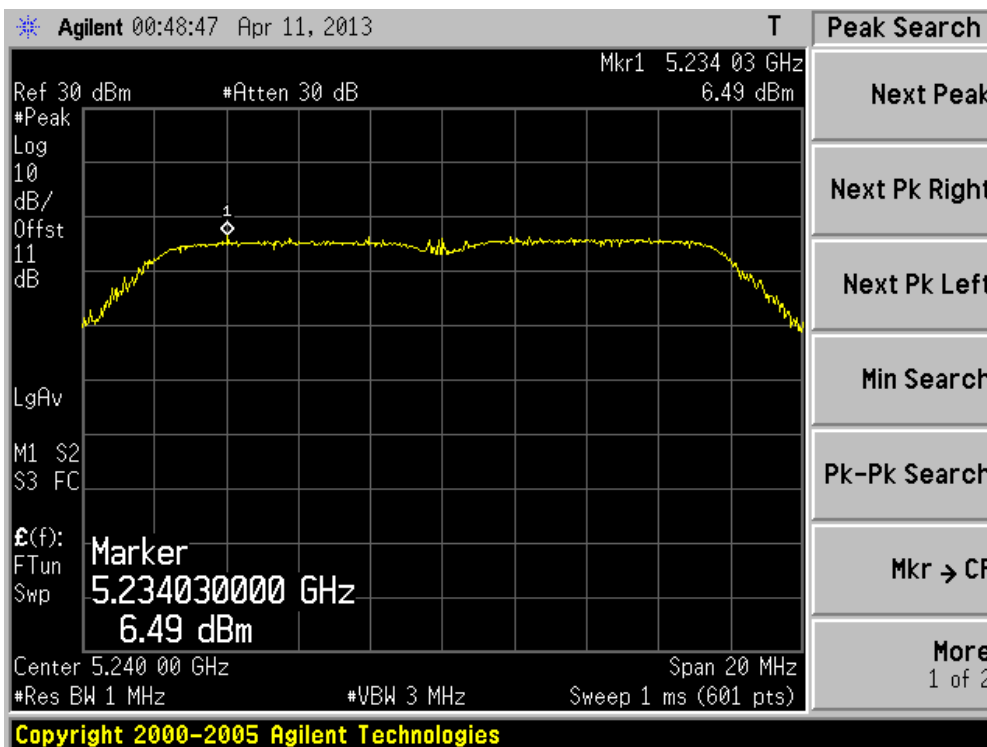
Channel 36 (5180MHz)



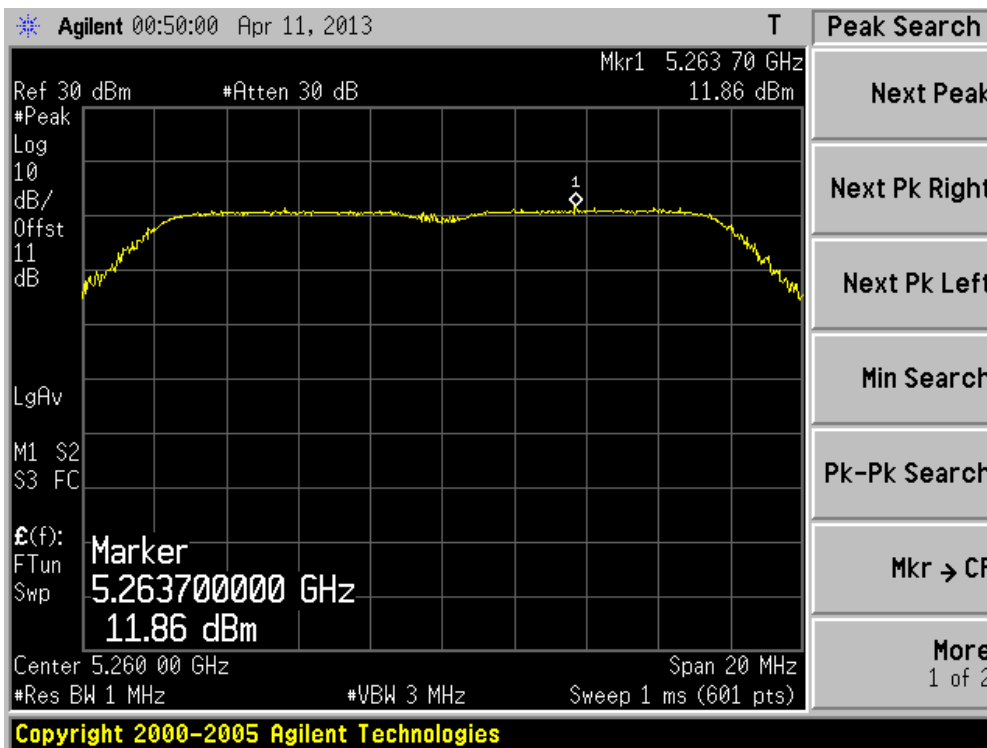
Channel 40 (5200MHz)



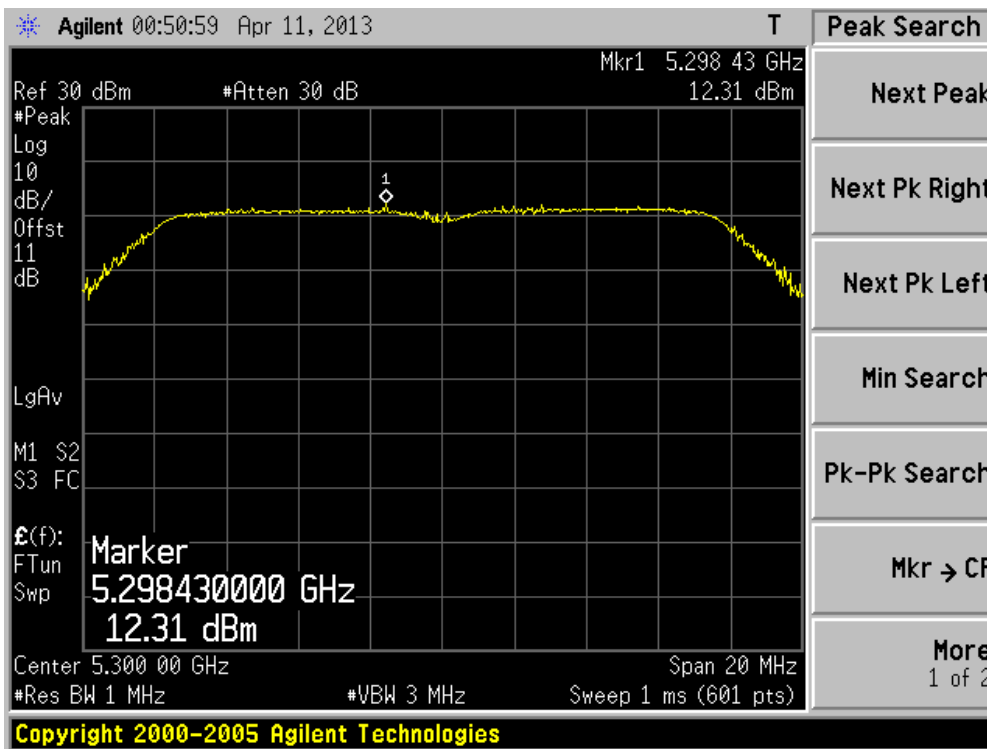
Channel 48 (5240MHz)



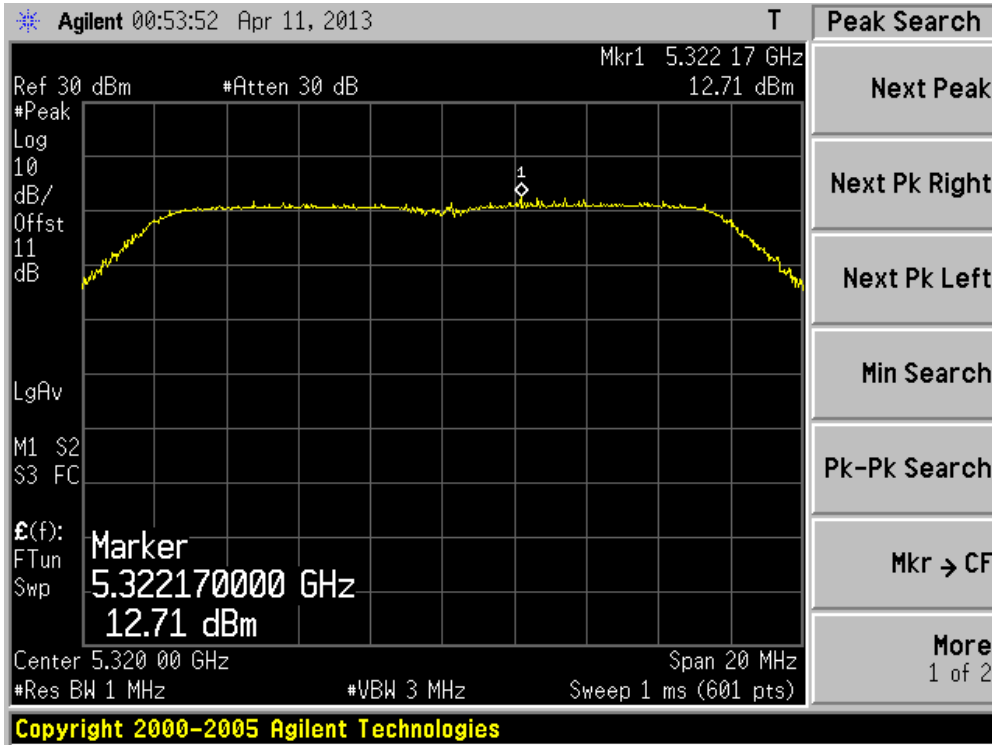
Channel 52 (5260MHz)



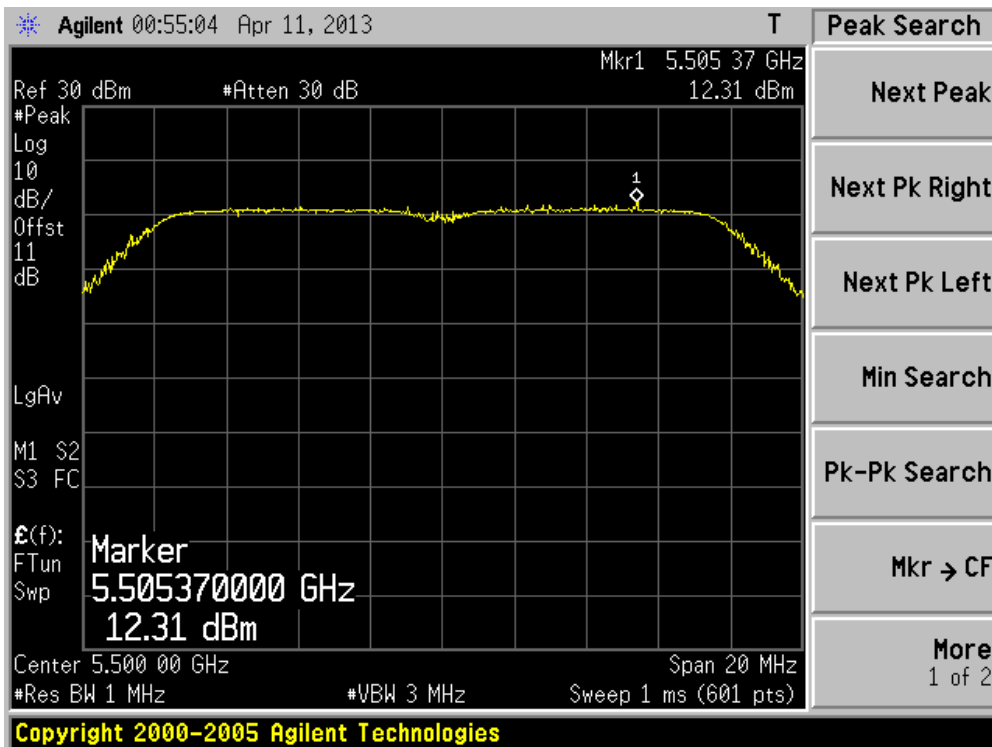
Channel 60 (5300MHz)



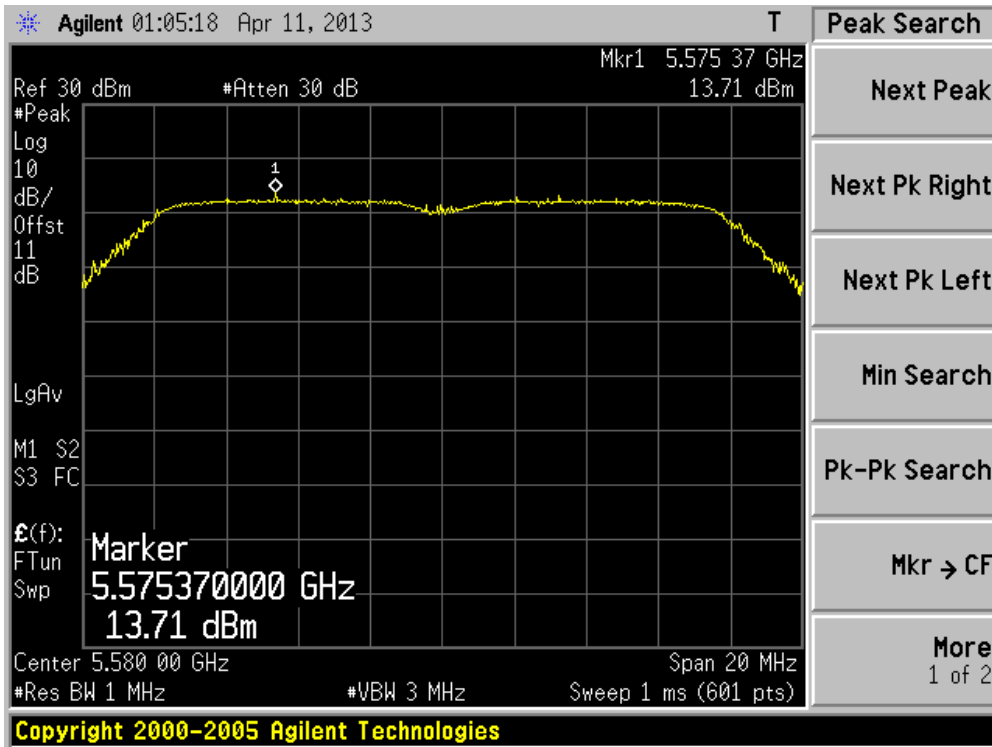
Channel 64 (5320MHz)



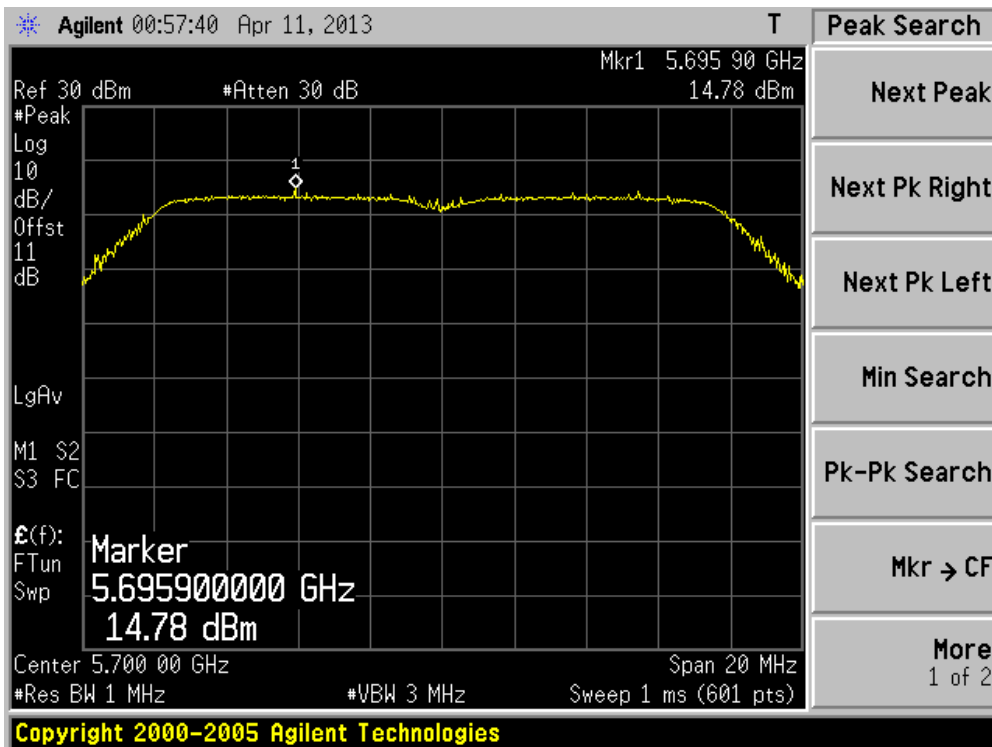
Channel 100 (5500MHz)



Channel 116 (5580MHz)



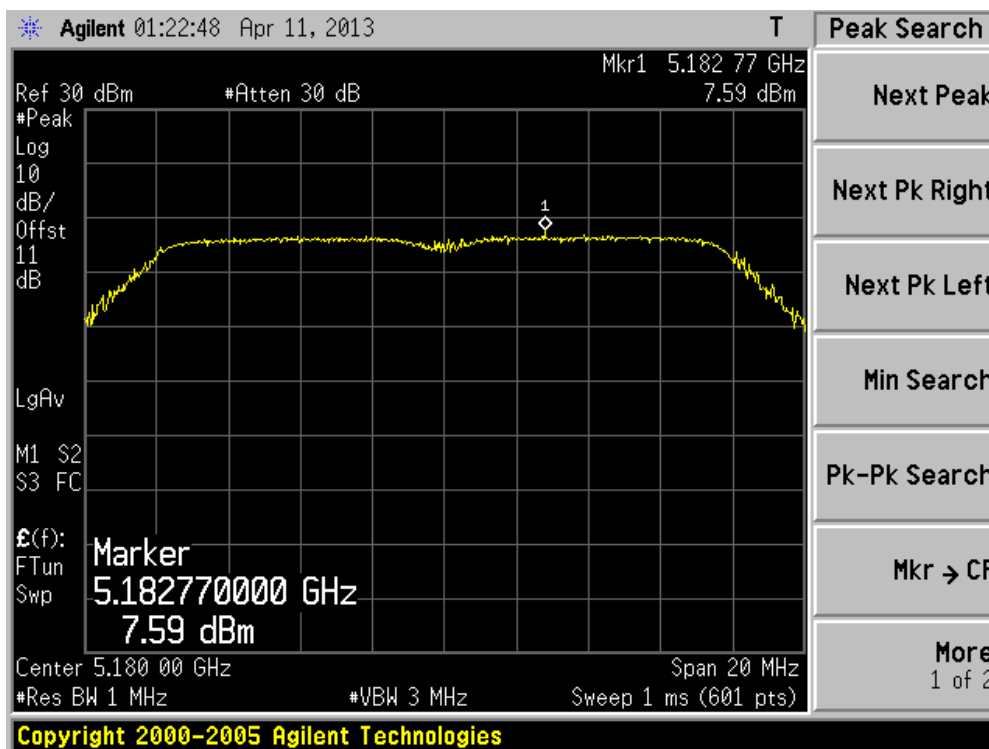
Channel 140 (5700MHz)



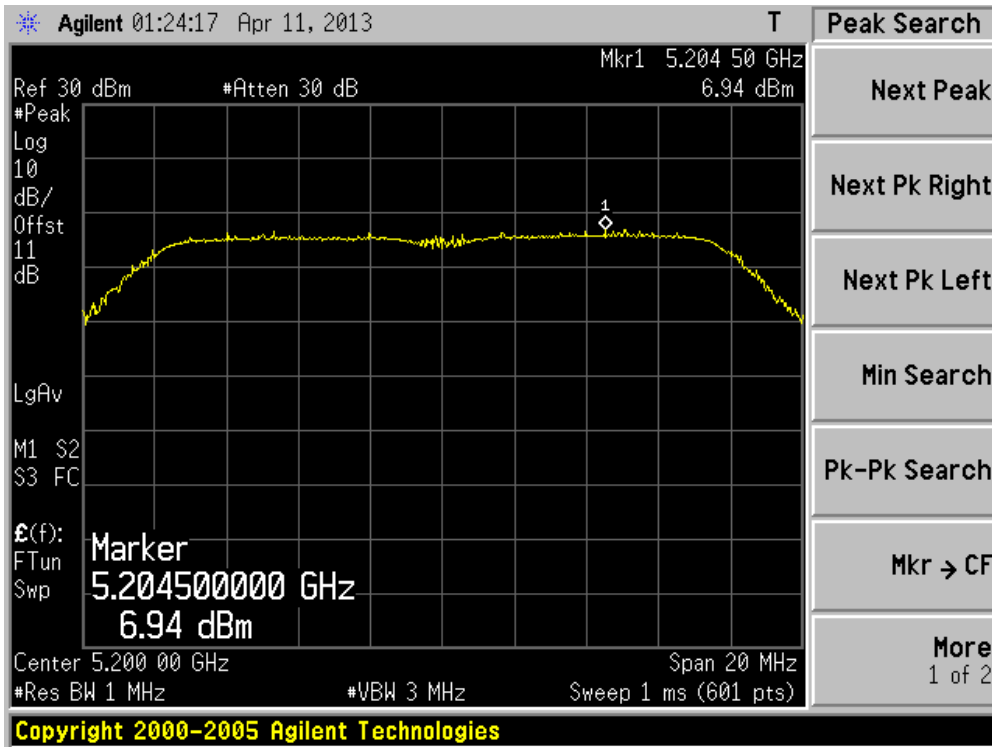
Product	:	WIRELESS-ABGN 3X3 NETWORK MINI PCIE ADAPTER
Test Item	:	Peak Excursion
Test Site	:	TR-8
Test Mode	:	Mode 1: Transmit by 802.11a (Chain 2)

Channel No.	Frequency (MHz)	Peak Level (dB)	PSD (dBm)	DCCF (dB)	Peak Excursion (dB)	Limit (dB)	Result
36	5180	7.59	-1.83	0.04	9.38	13	Pass
40	5200	6.94	-2.09	0.04	8.99	13	Pass
48	5240	7.60	-1.94	0.04	9.50	13	Pass
52	5260	12.64	4.41	0.04	8.19	13	Pass
60	5300	14.41	5.32	0.04	9.05	13	Pass
64	5320	14.33	5.04	0.04	9.25	13	Pass
100	5500	12.91	4.29	0.04	8.58	13	Pass
116	5580	12.92	3.46	0.04	9.42	13	Pass
140	5700	15.50	6.54	0.04	8.92	13	Pass

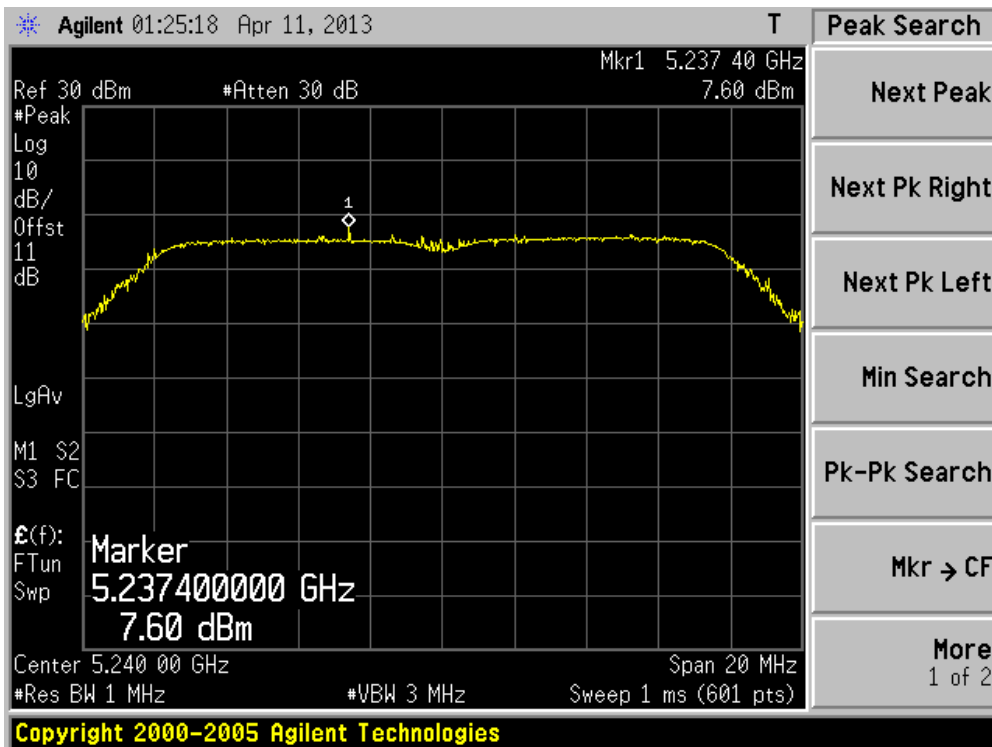
Channel 36 (5180MHz)



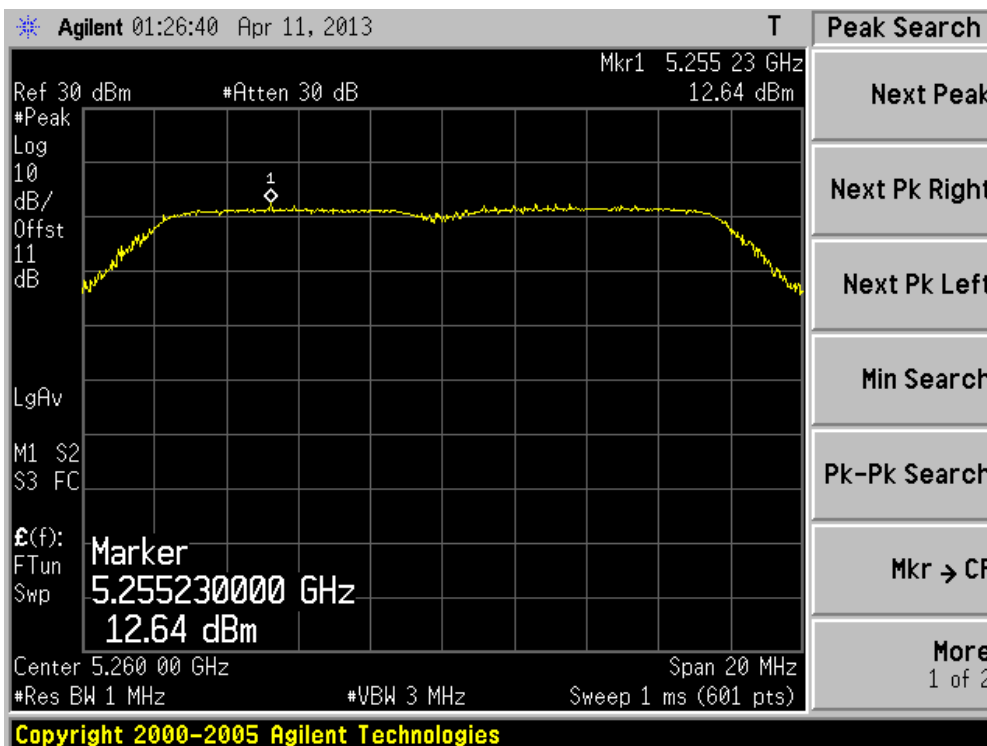
Channel 40 (5200MHz)



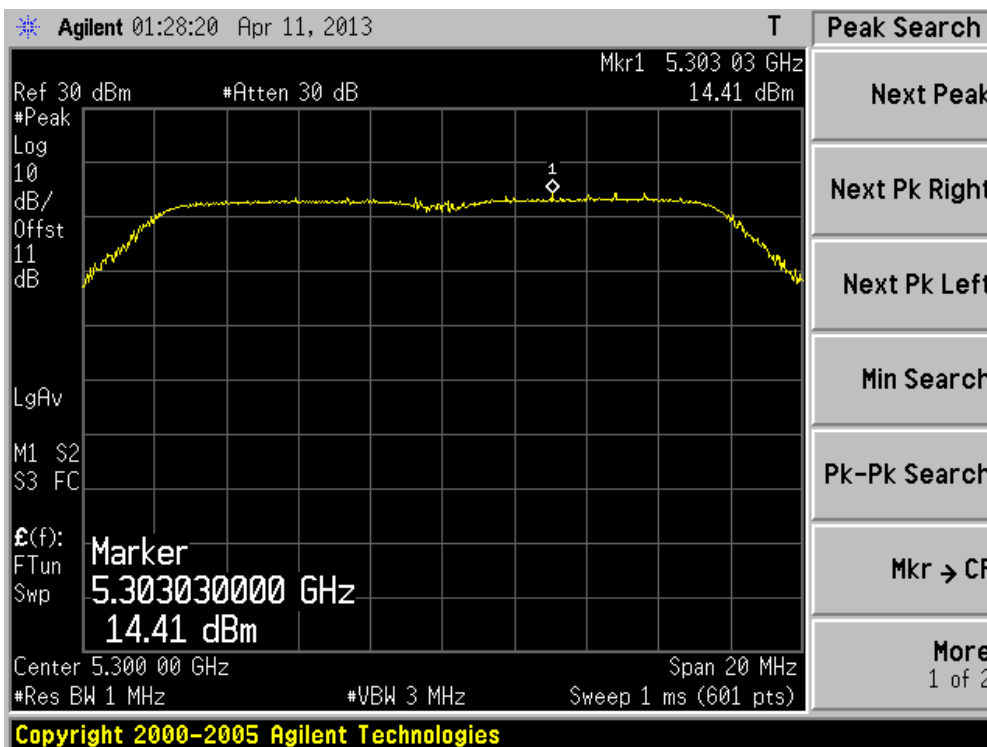
Channel 48 (5240MHz)



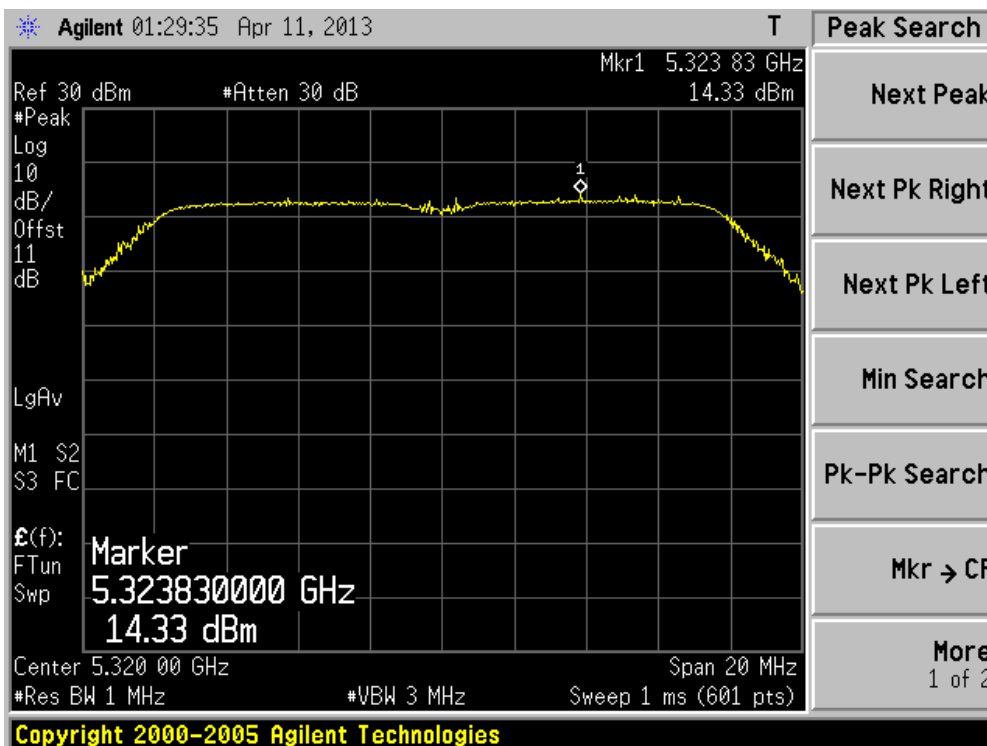
Channel 52 (5260MHz)



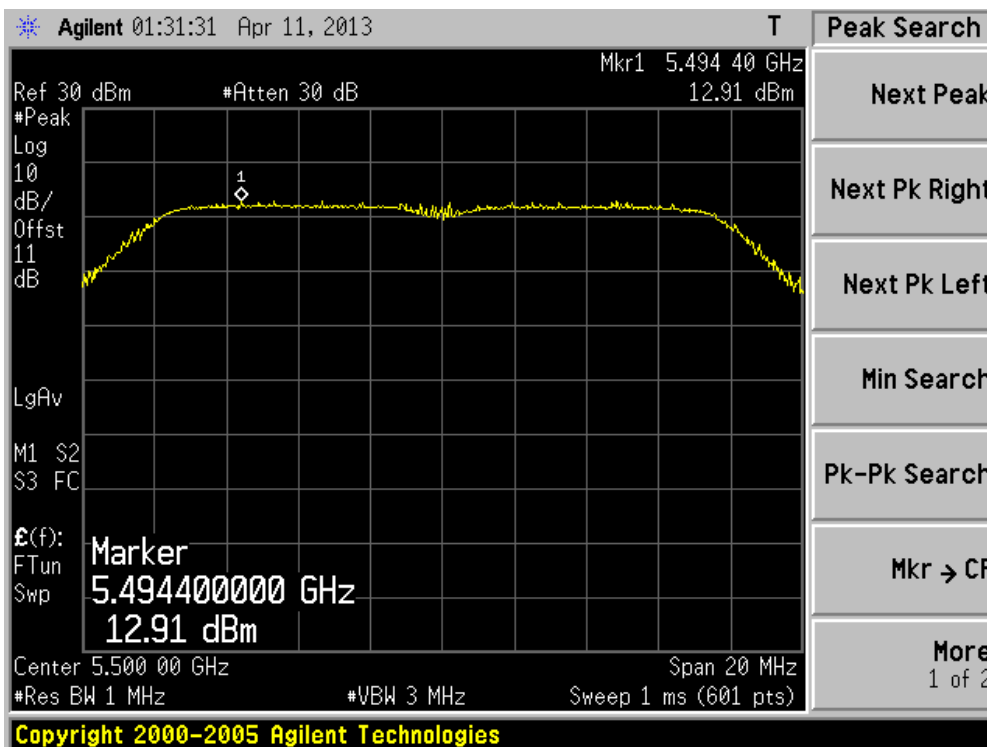
Channel 60 (5300MHz)



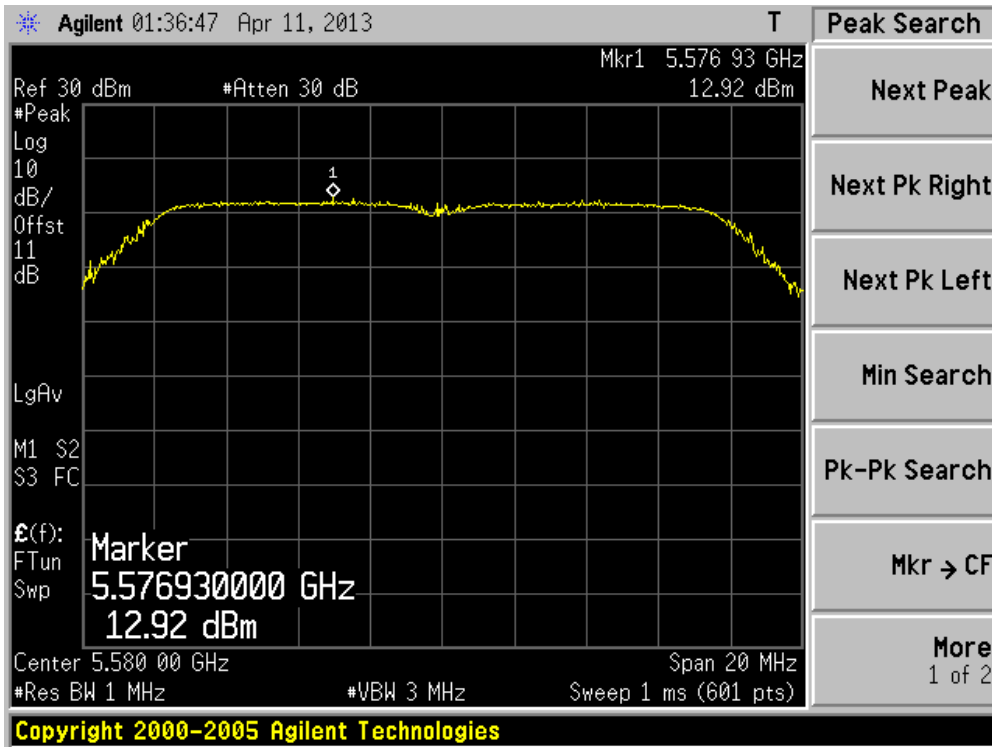
Channel 64 (5320MHz)



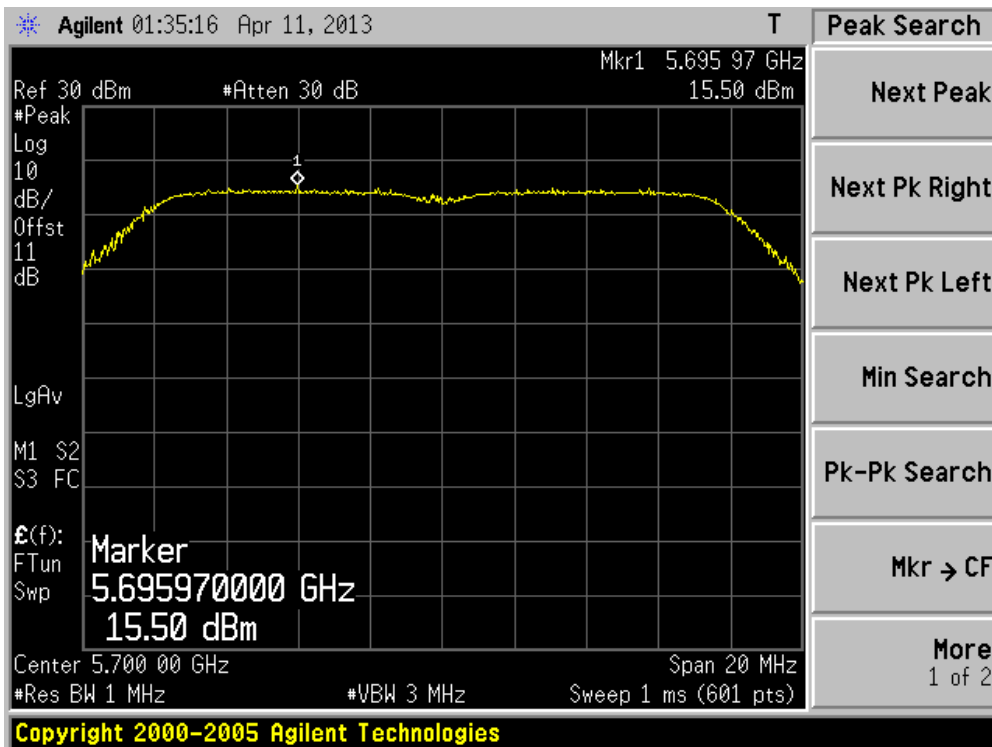
Channel 100 (5500MHz)



Channel 116 (5580MHz)



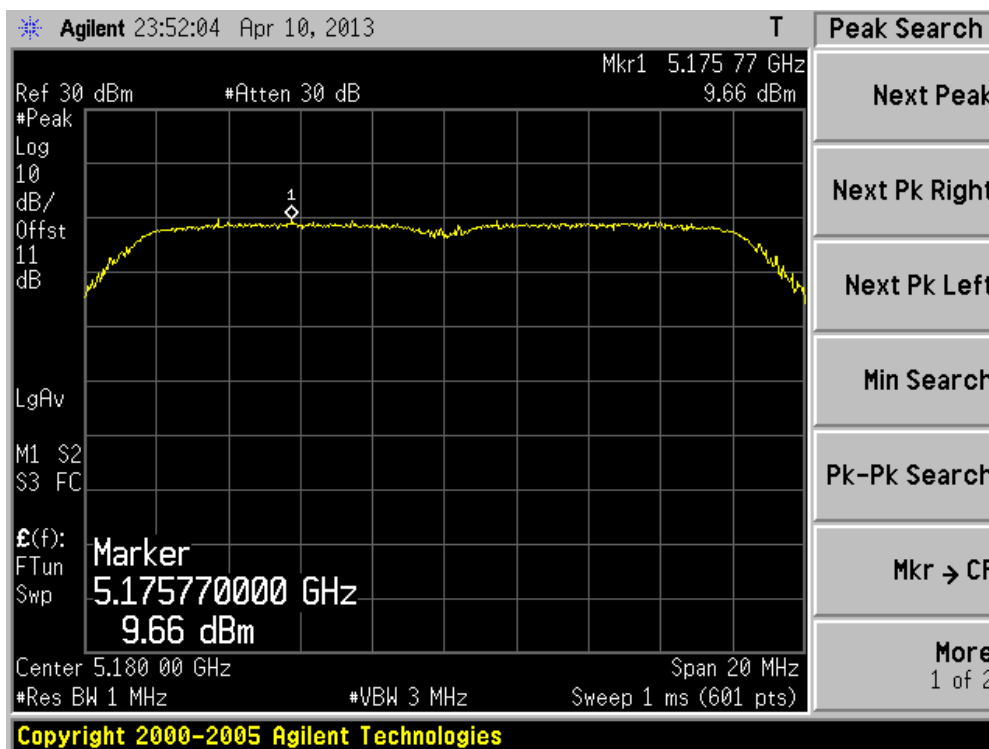
Channel 140 (5700MHz)



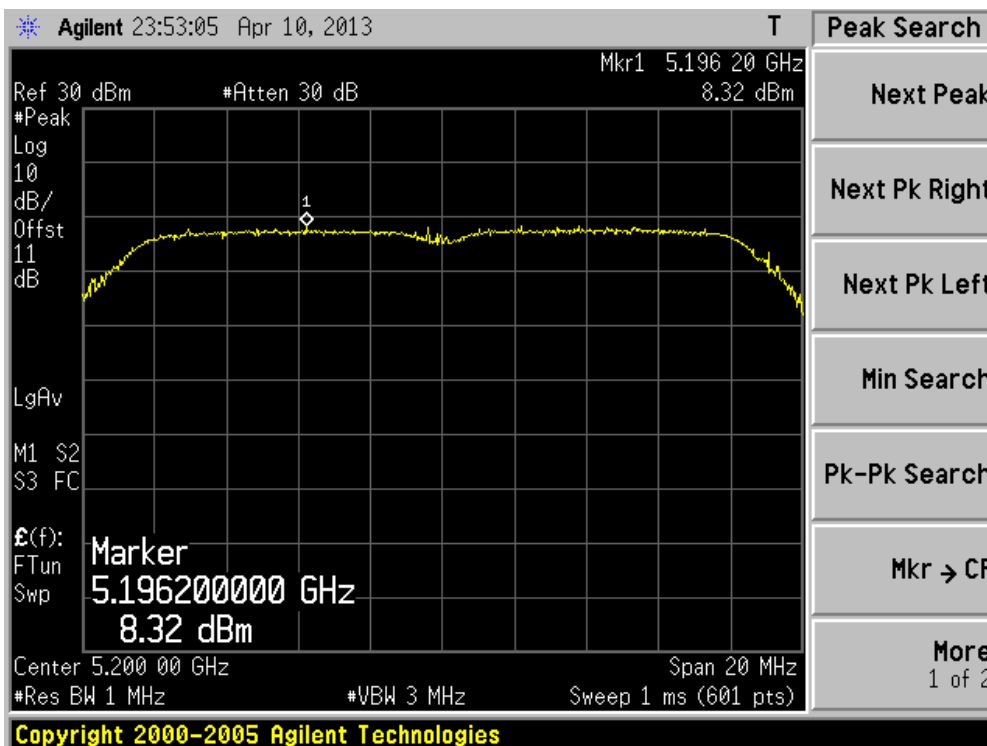
Product	:	WIRELESS-ABGN 3X3 NETWORK MINI PCIE ADAPTER
Test Item	:	Peak Excursion
Test Site	:	TR-8
Test Mode	:	Mode 2: Transmit by 802.11n (20MHz) (Chain 0)

Channel No.	Frequency (MHz)	Peak Level (dB)	PSD (dBm)	DCCF (dB)	Peak Excursion (dB)	Limit (dB)	Result
36	5180	9.66	0.07	0.04	9.55	13	Pass
40	5200	8.32	-0.24	0.04	8.52	13	Pass
48	5240	8.88	-0.19	0.04	9.03	13	Pass
52	5260	8.65	-0.34	0.04	8.95	13	Pass
60	5300	10.22	1.43	0.04	8.75	13	Pass
64	5320	9.85	1.30	0.04	8.51	13	Pass
100	5500	9.48	1.57	0.04	7.87	13	Pass
116	5580	10.84	2.60	0.04	8.20	13	Pass
140	5700	13.30	4.94	0.04	8.32	13	Pass

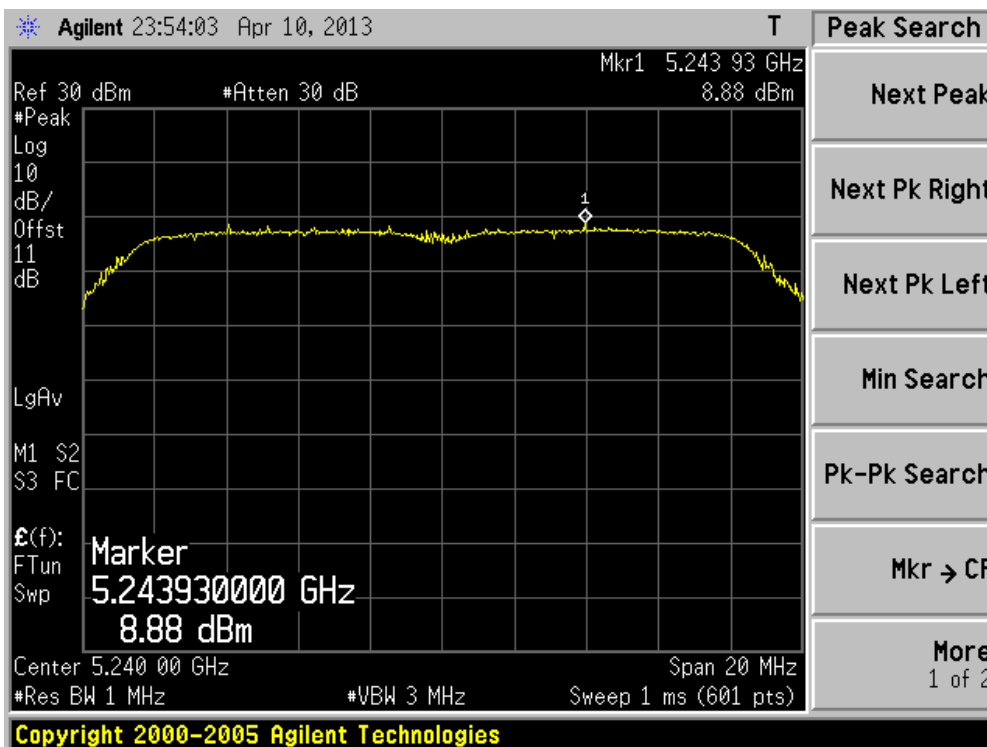
Channel 36 (5180MHz)



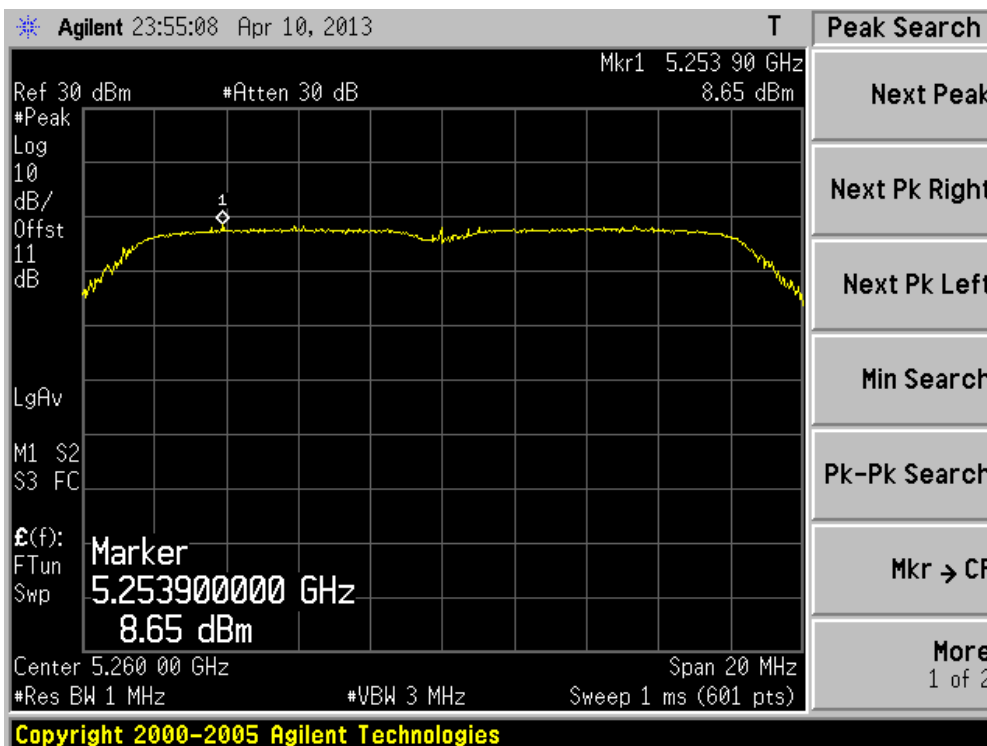
Channel 40 (5200MHz)



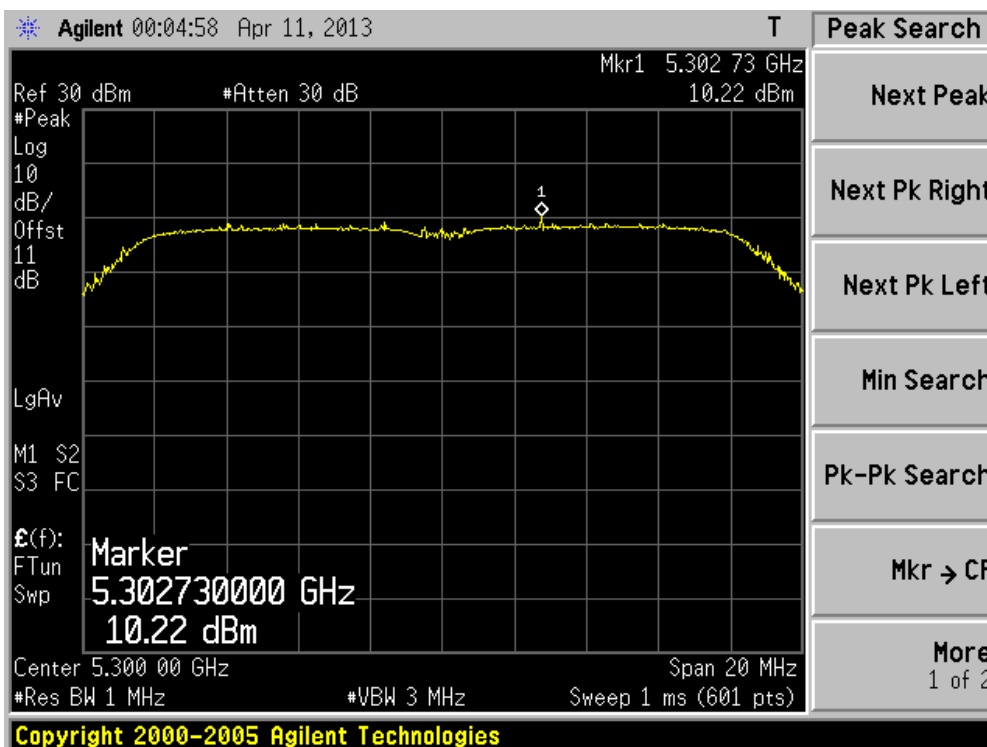
Channel 48 (5240MHz)



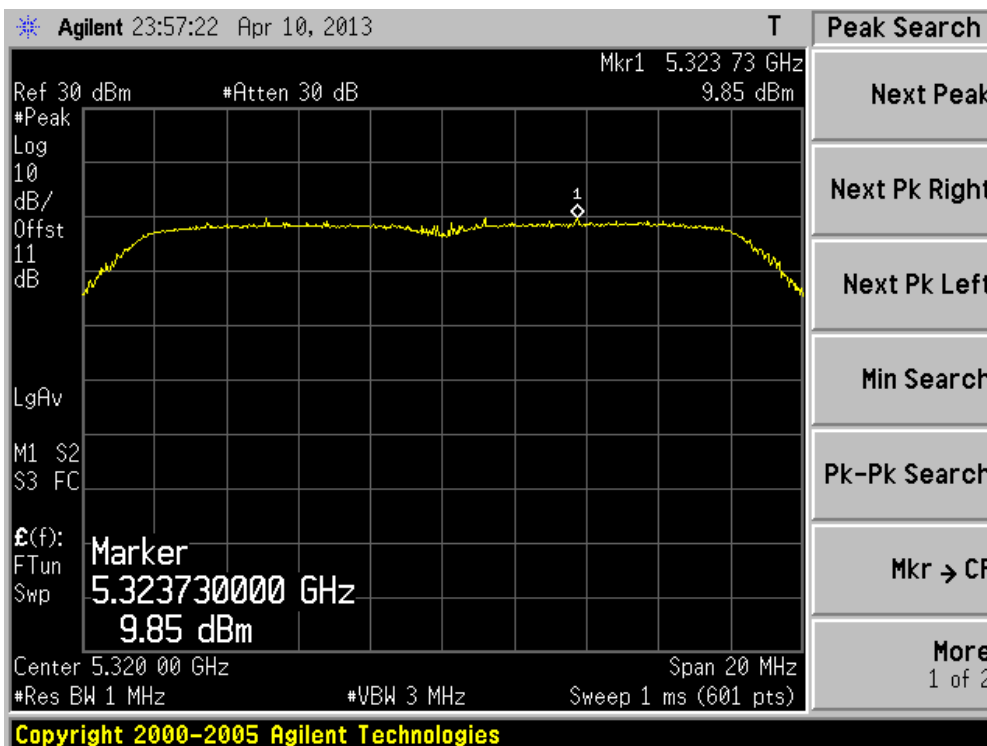
Channel 52 (5260MHz)



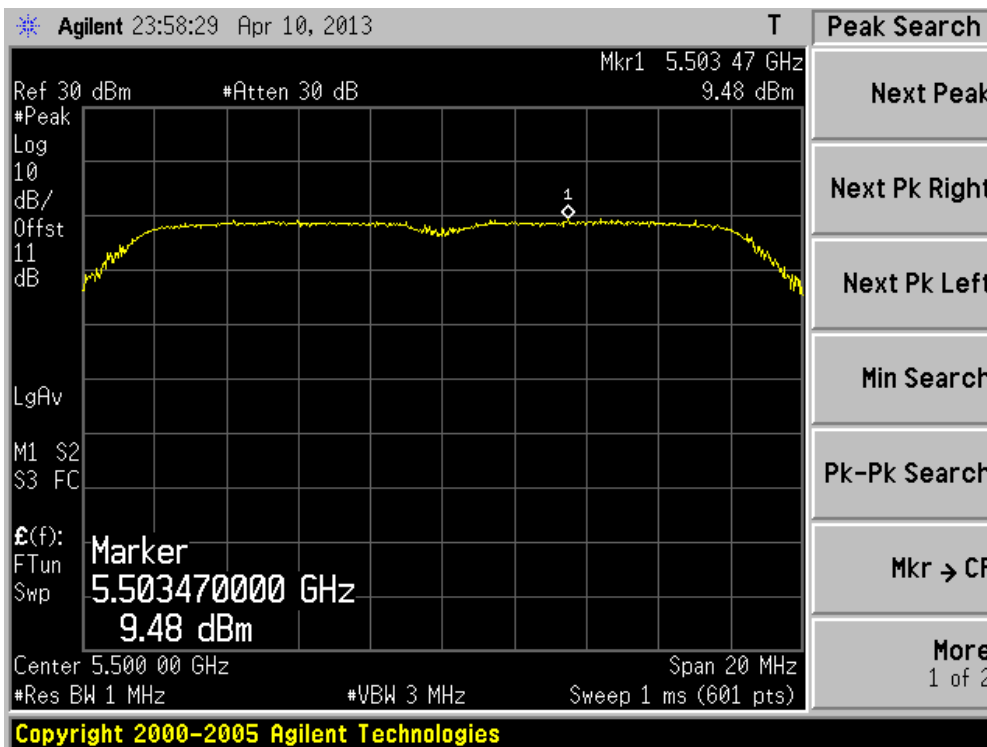
Channel 60 (5300MHz)



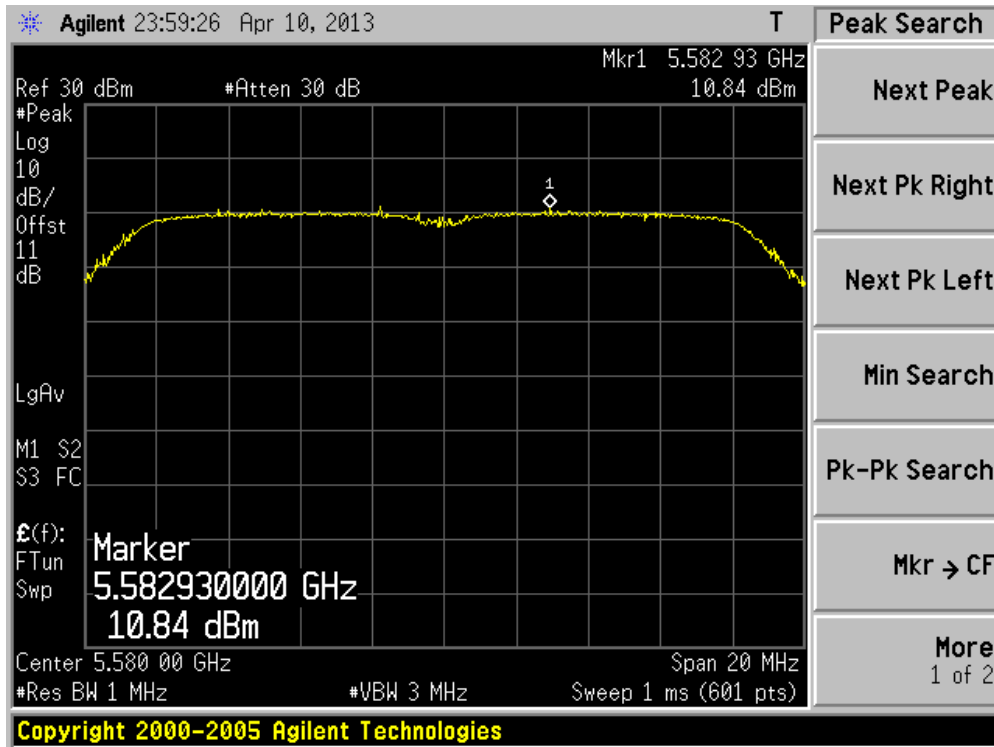
Channel 64 (5320MHz)



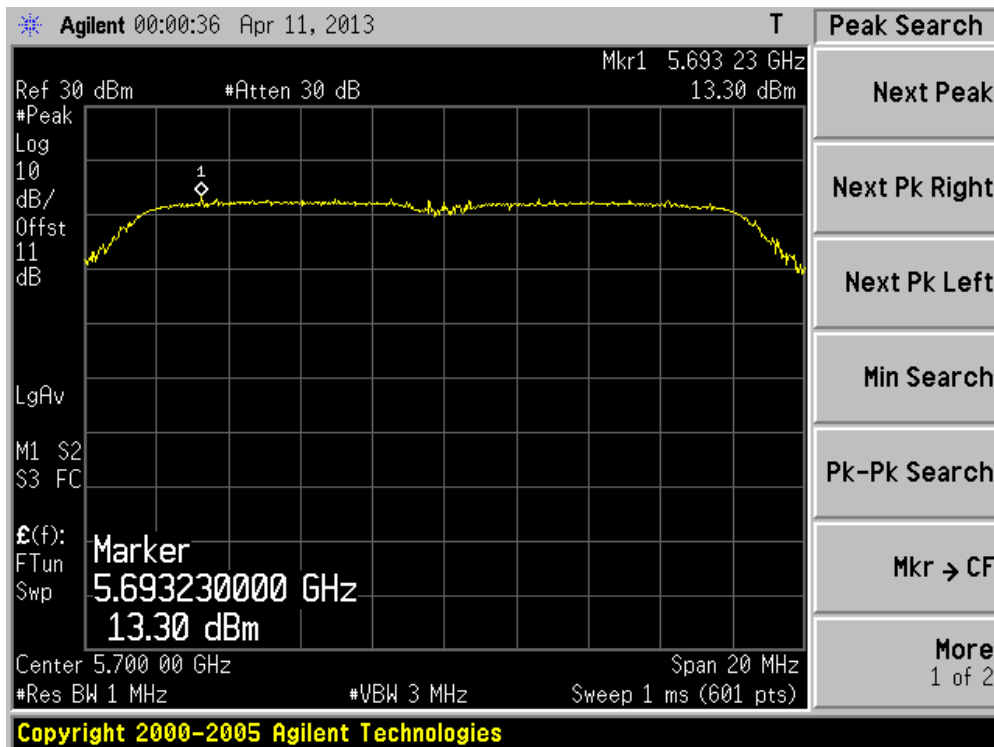
Channel 100 (5500MHz)



Channel 116 (5580MHz)



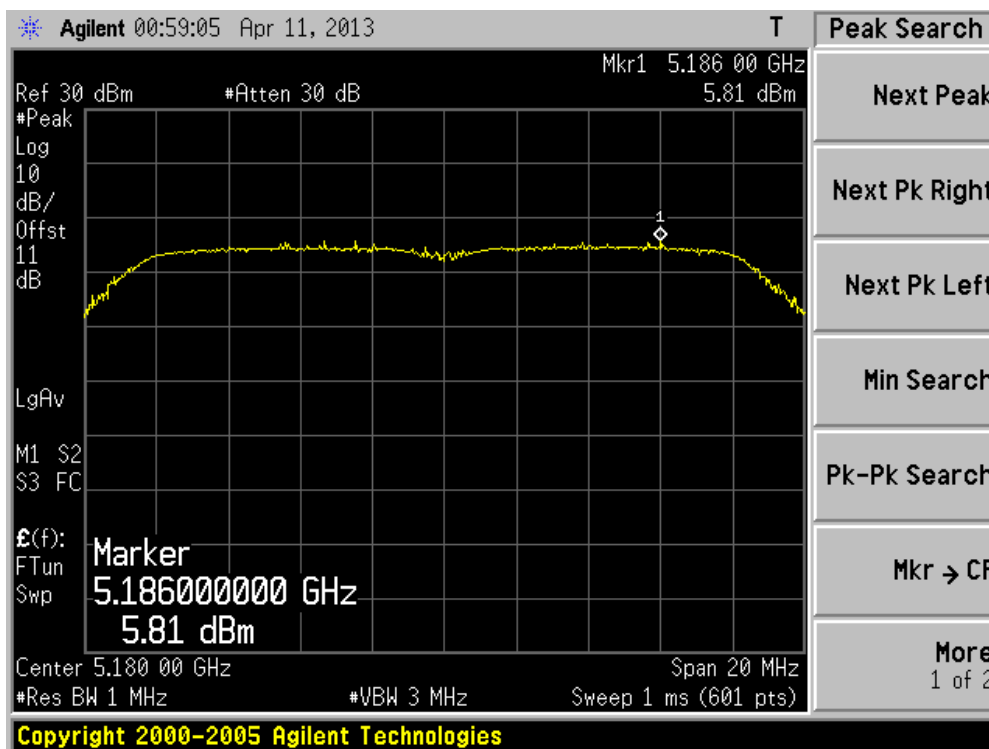
Channel 140 (5700MHz)



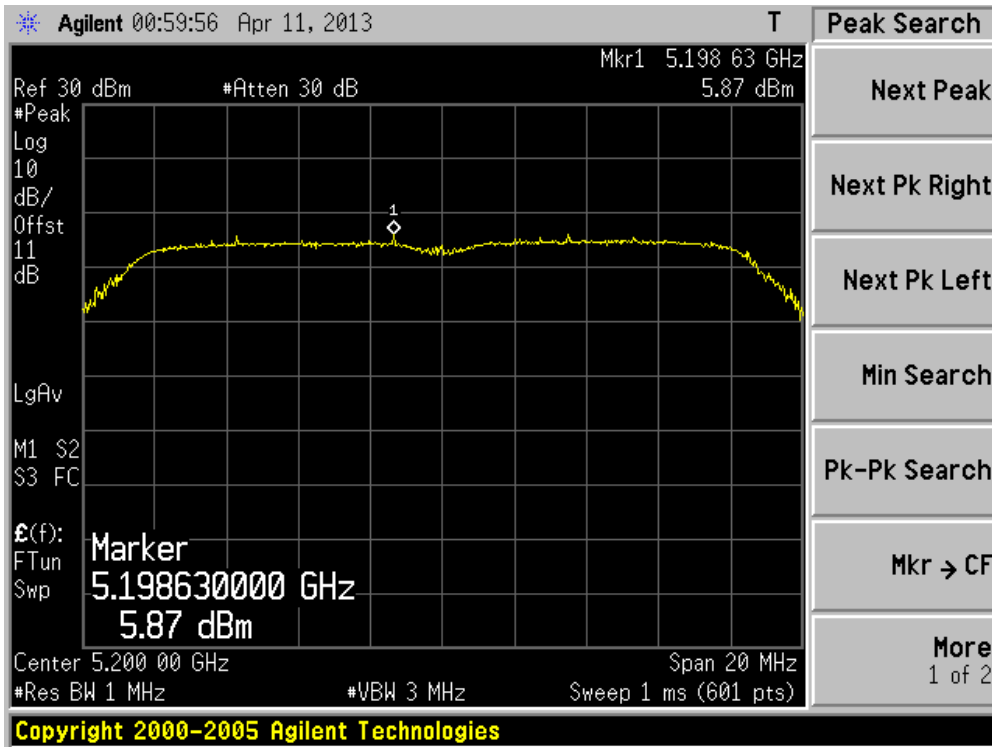
Product	:	WIRELESS-ABGN 3X3 NETWORK MINI PCIE ADAPTER
Test Item	:	Peak Excursion
Test Site	:	TR-8
Test Mode	:	Mode 2: Transmit by 802.11n (20MHz) (Chain 1)

Channel No.	Frequency (MHz)	Peak Level (dB)	PSD (dBm)	DCCF (dB)	Peak Excursion (dB)	Limit (dB)	Result
36	5180	5.81	-1.80	0.04	7.57	13	Pass
40	5200	5.87	-2.35	0.04	8.18	13	Pass
48	5240	6.20	-1.85	0.04	8.01	13	Pass
52	5260	11.98	3.31	0.04	8.63	13	Pass
60	5300	13.11	3.52	0.04	9.55	13	Pass
64	5320	12.13	3.44	0.04	8.65	13	Pass
100	5500	12.87	4.83	0.04	8.00	13	Pass
116	5580	13.61	5.37	0.04	8.20	13	Pass
140	5700	16.07	7.82	0.04	8.21	13	Pass

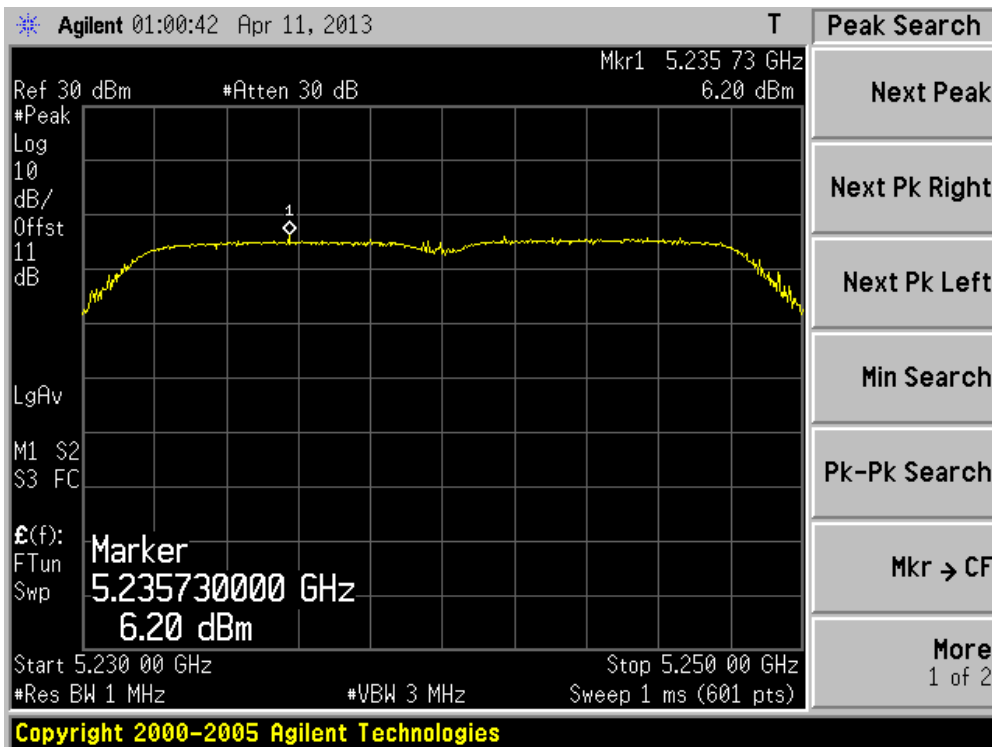
Channel 36 (5180MHz)



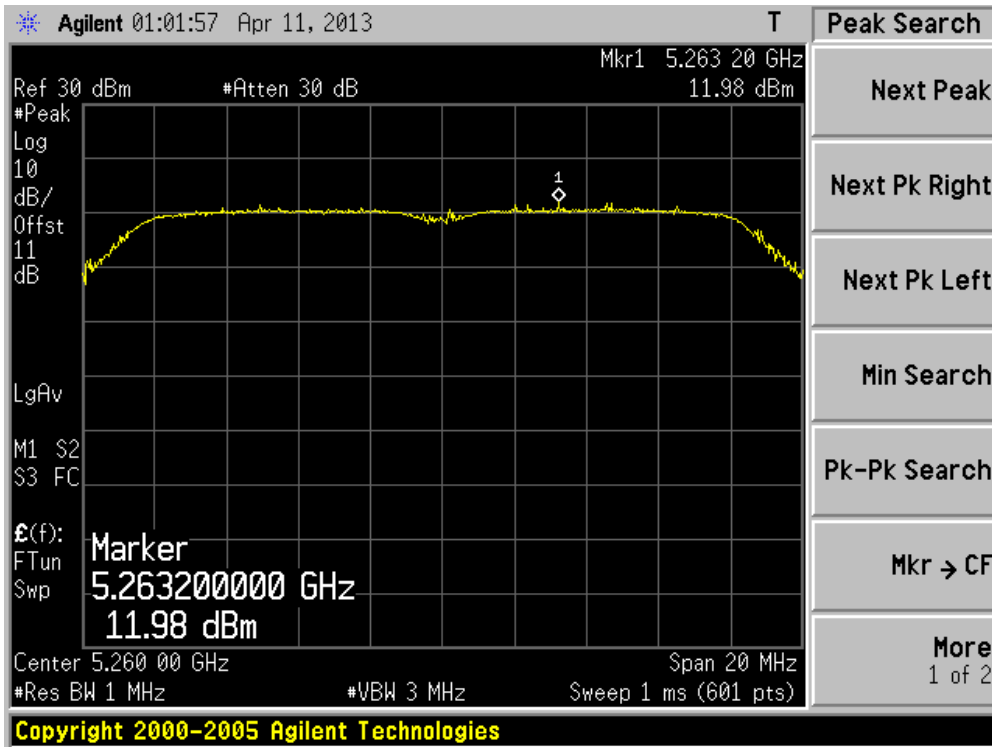
Channel 40 (5200MHz)



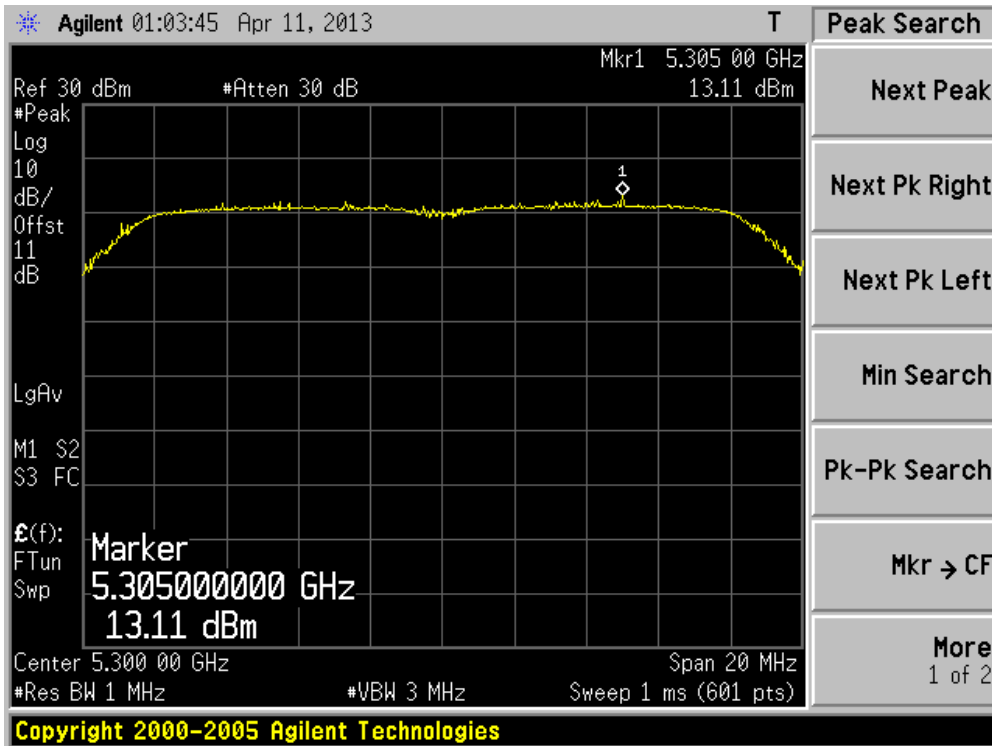
Channel 48 (5240MHz)



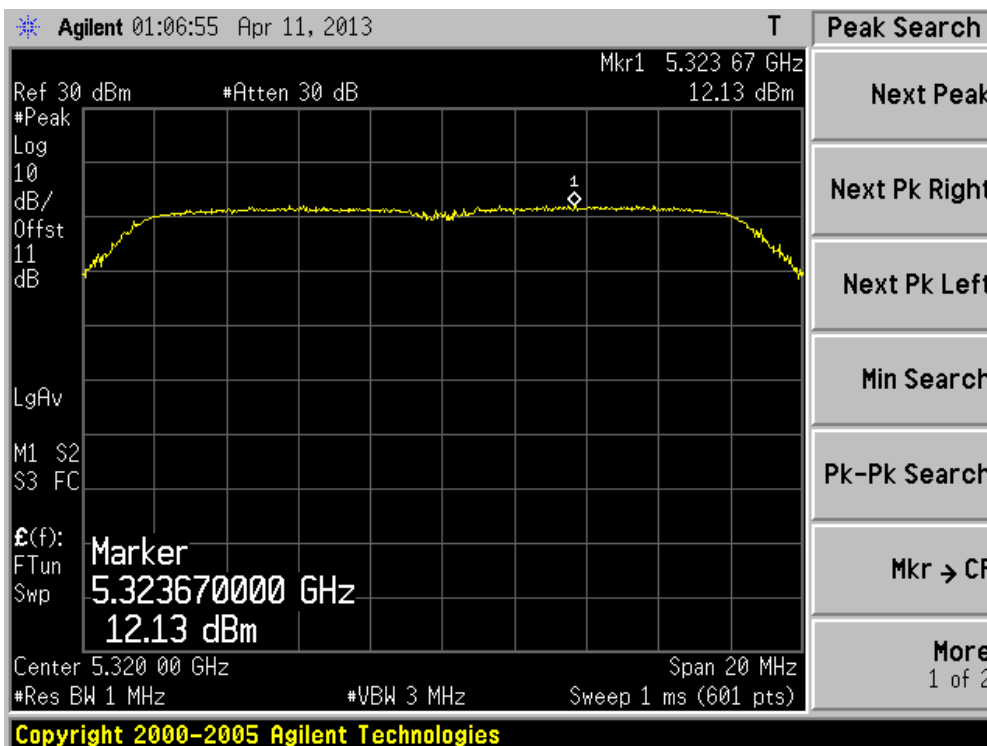
Channel 52 (5260MHz)



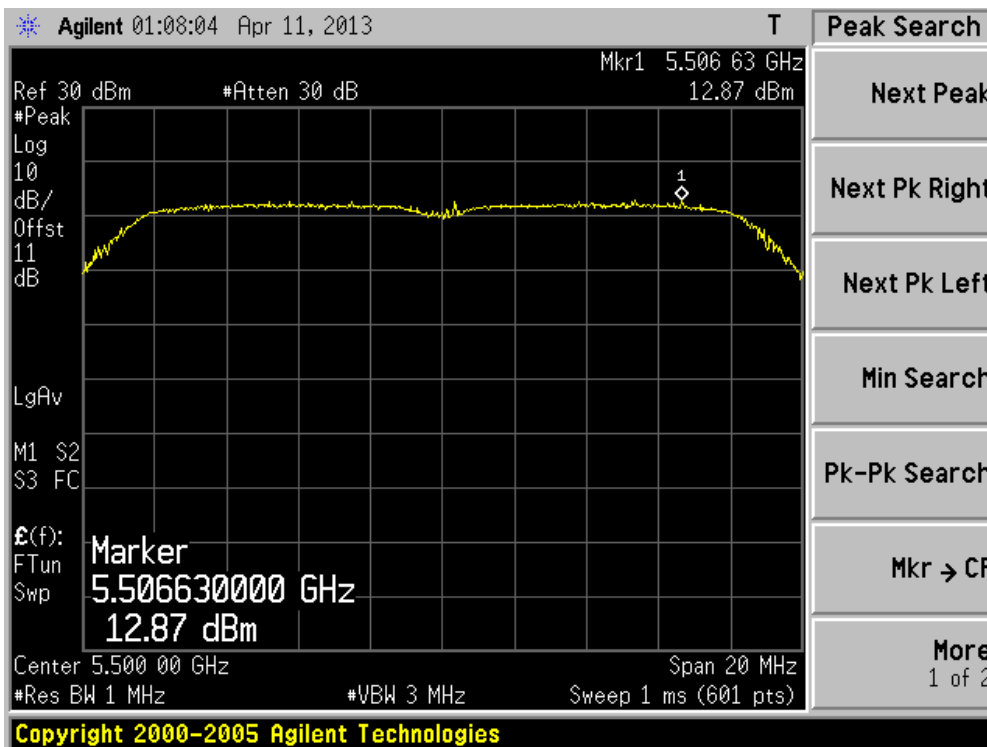
Channel 60 (5300MHz)



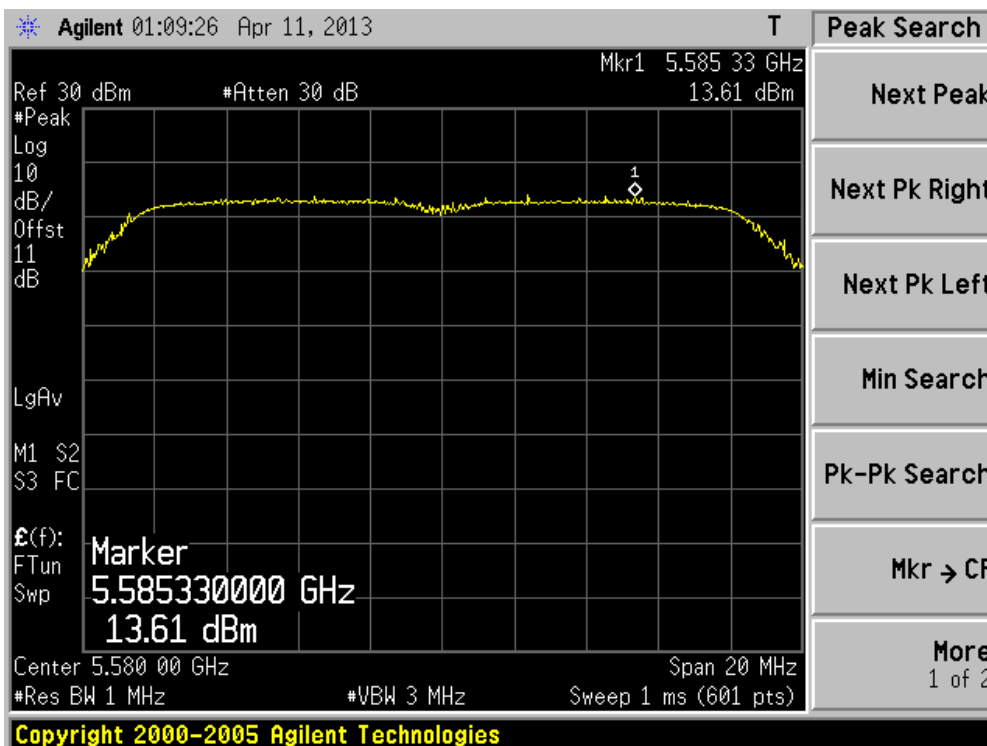
Channel 64 (5320MHz)



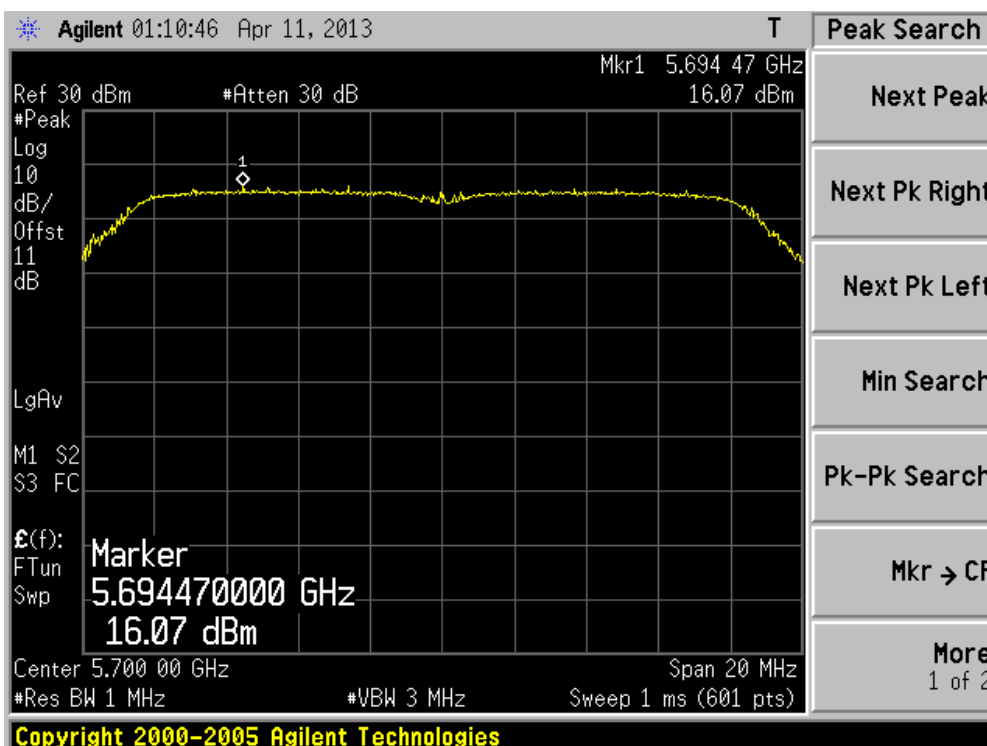
Channel 100 (5500MHz)



Channel 116 (5580MHz)



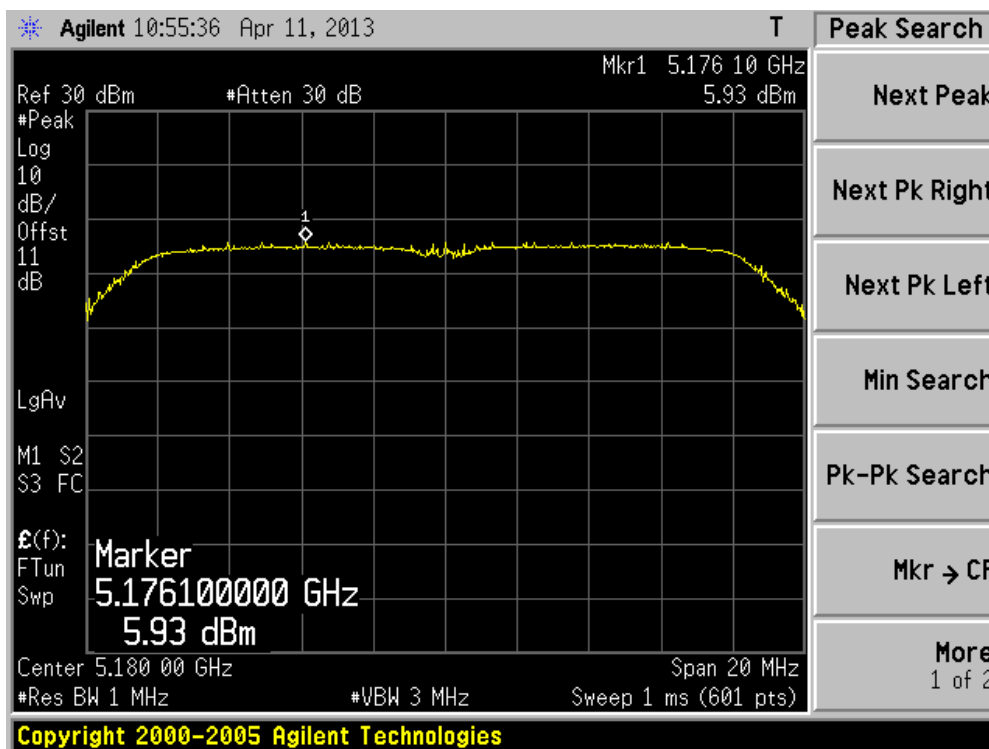
Channel 140 (5700MHz)



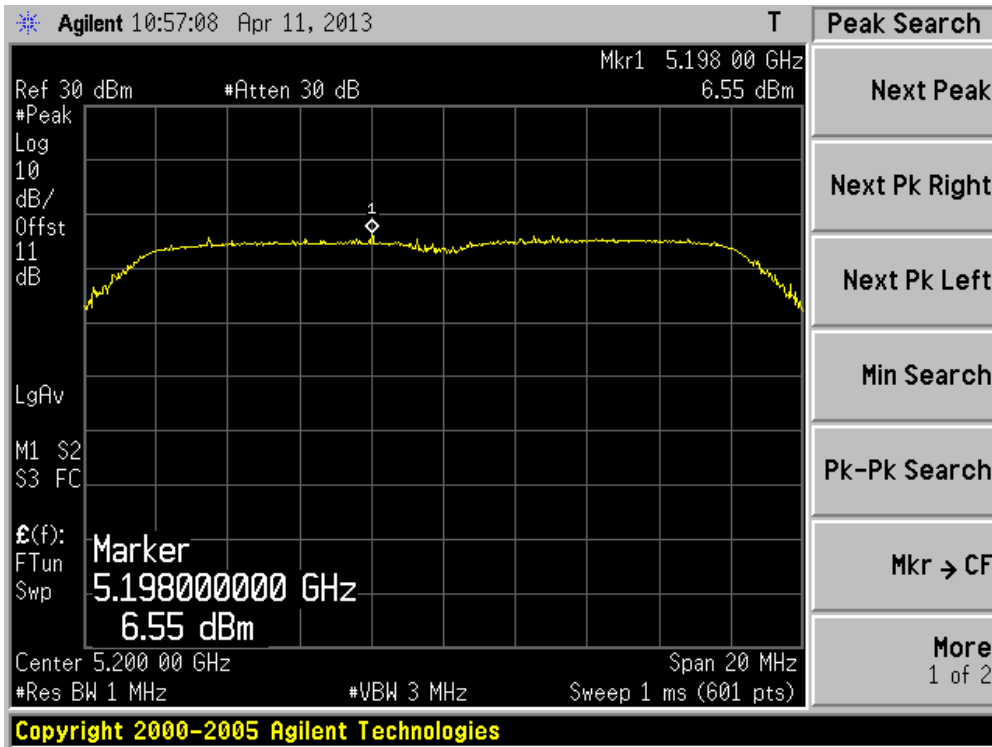
Product	:	WIRELESS-ABGN 3X3 NETWORK MINI PCIE ADAPTER
Test Item	:	Peak Excursion
Test Site	:	TR-8
Test Mode	:	Mode 2: Transmit by 802.11n (20MHz) (Chain 2)

Channel No.	Frequency (MHz)	Peak Level (dB)	PSD (dBm)	DCCF (dB)	Peak Excursion (dB)	Limit (dB)	Result
36	5180	5.93	-2.37	0.04	8.26	13	Pass
40	5200	6.55	-2.56	0.04	9.07	13	Pass
48	5240	6.53	-2.28	0.04	8.77	13	Pass
52	5260	12.33	3.98	0.04	8.31	13	Pass
60	5300	12.67	4.21	0.04	8.42	13	Pass
64	5320	12.58	5.18	0.04	7.36	13	Pass
100	5500	13.07	5.61	0.04	7.42	13	Pass
116	5580	12.91	4.32	0.04	8.55	13	Pass
140	5700	12.98	4.09	0.04	8.85	13	Pass

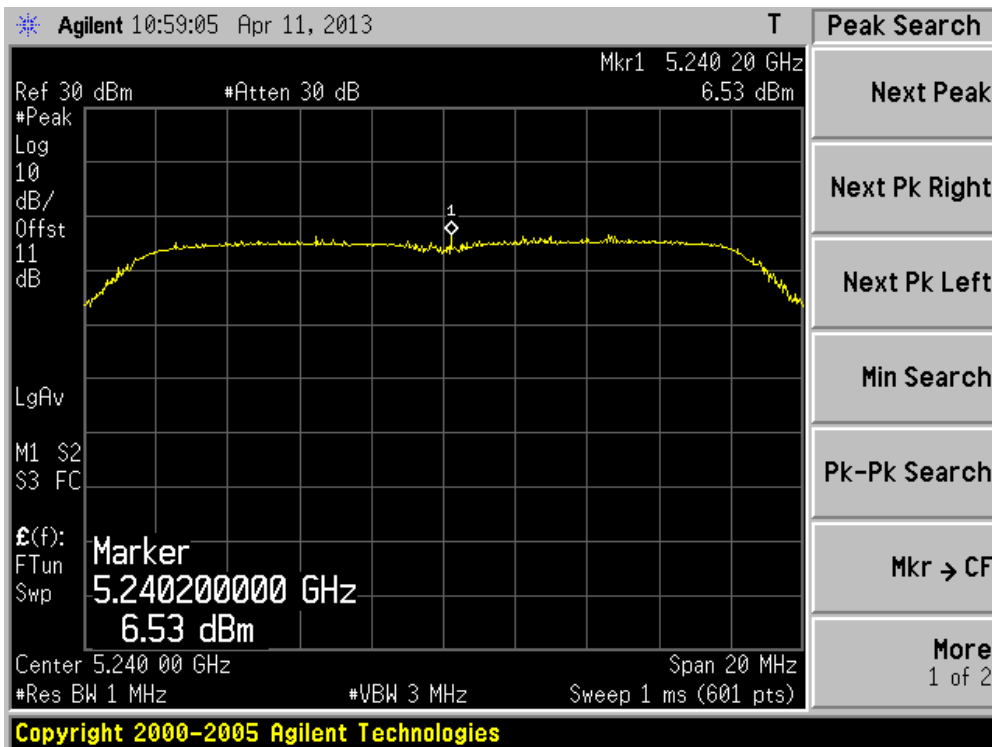
Channel 36 (5180MHz)



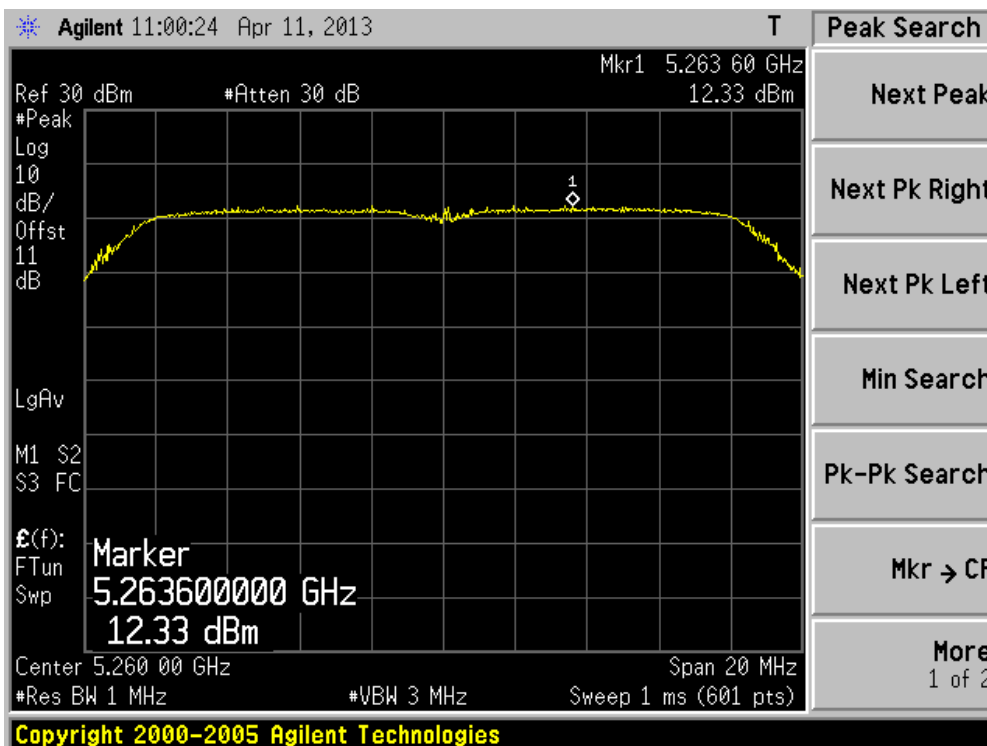
Channel 40 (5200MHz)



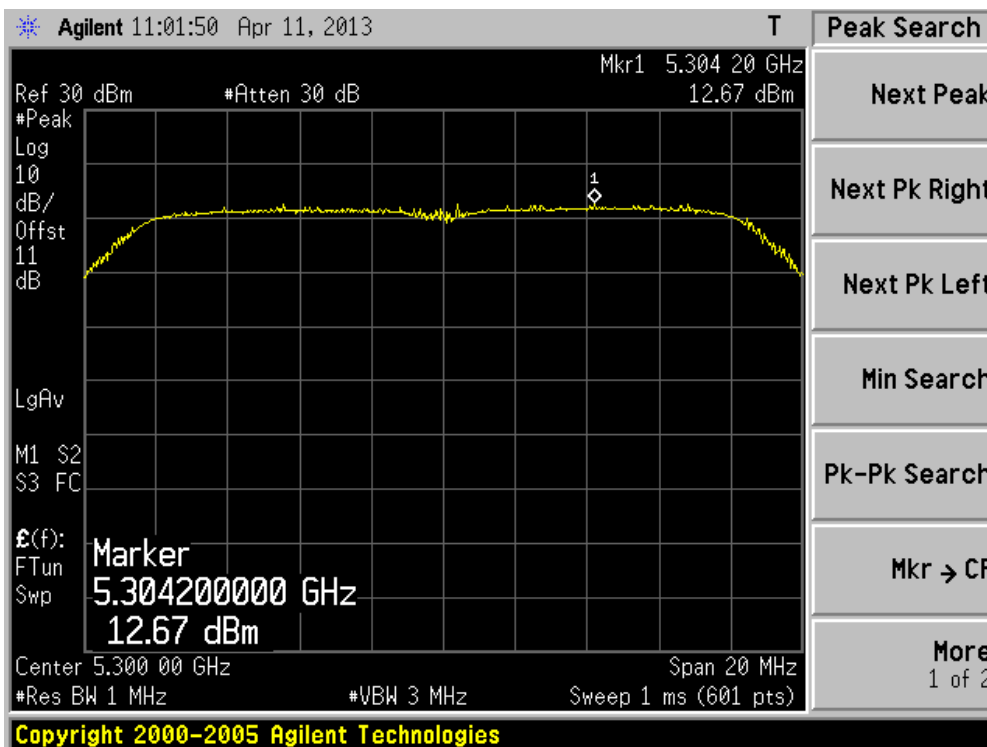
Channel 48 (5240MHz)



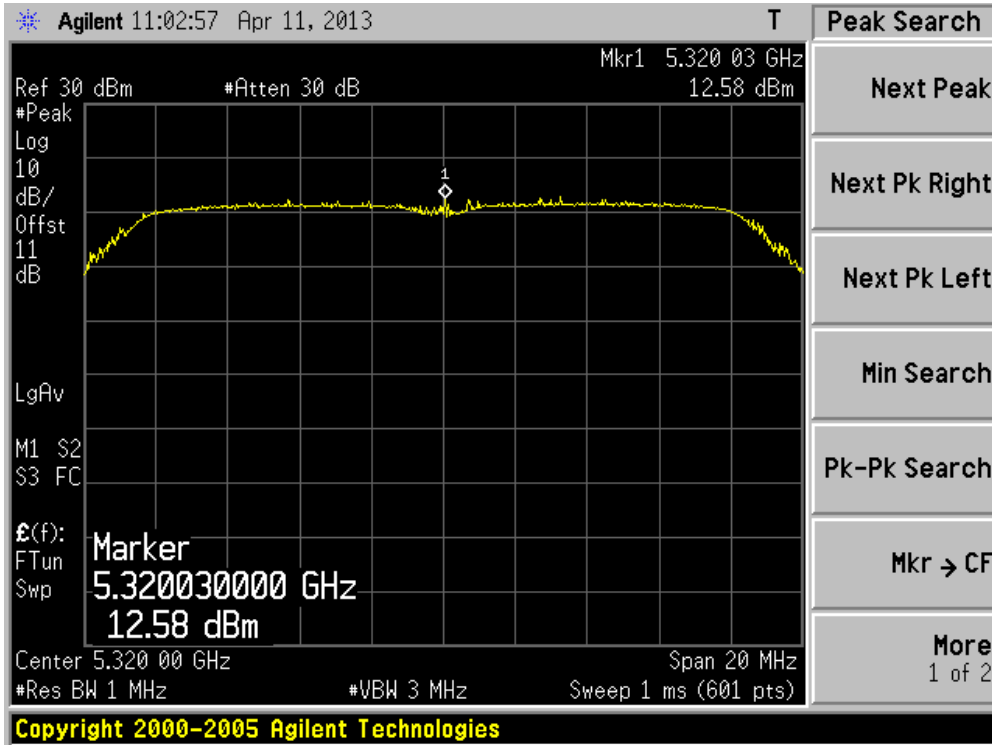
Channel 52 (5260MHz)



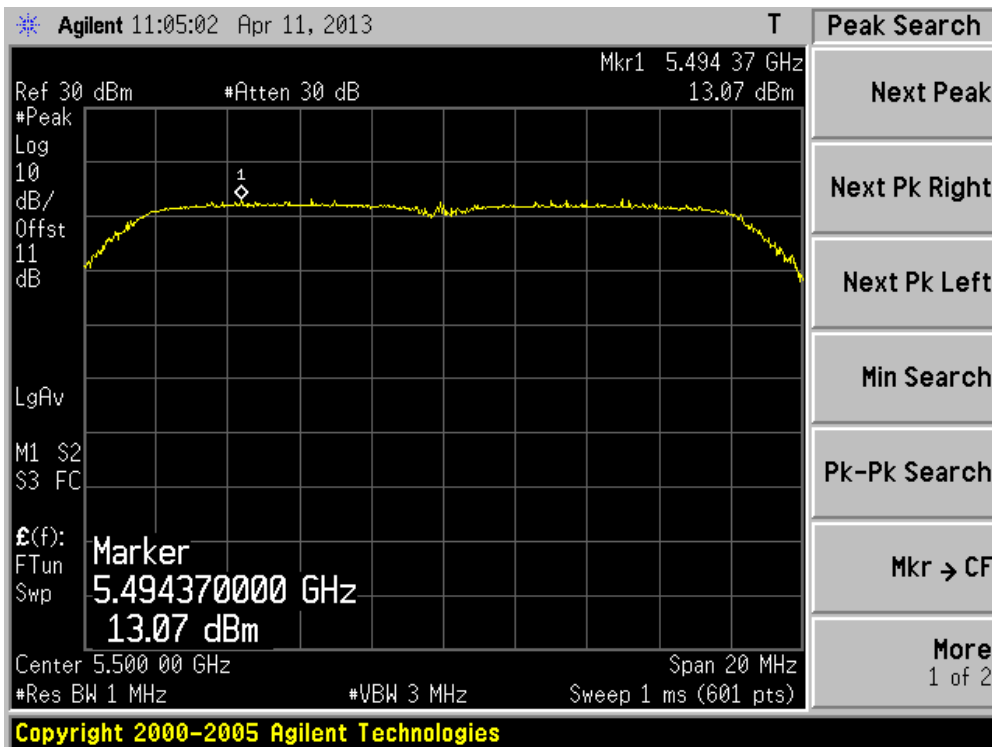
Channel 60 (5300MHz)



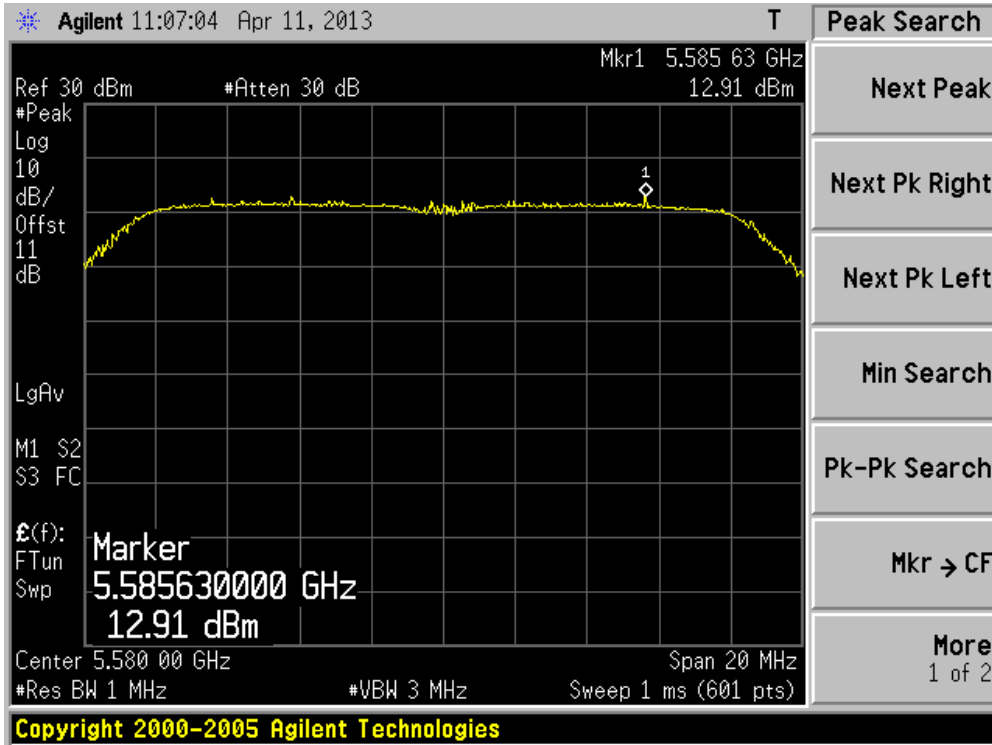
Channel 64 (5320MHz)



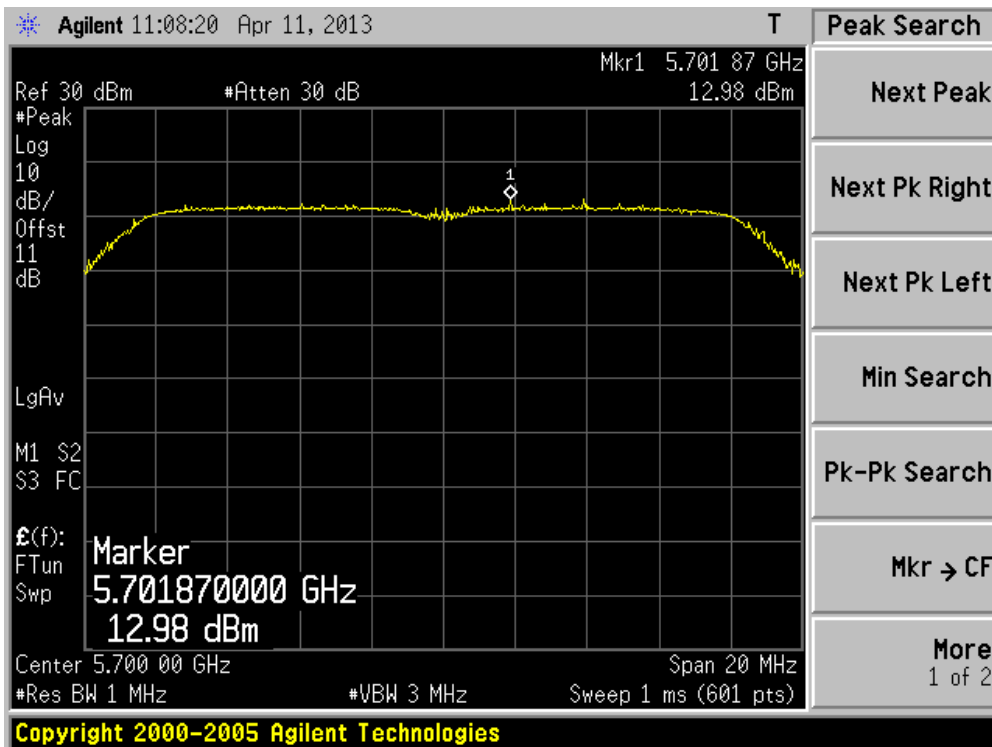
Channel 100 (5500MHz)



Channel 116 (5580MHz)



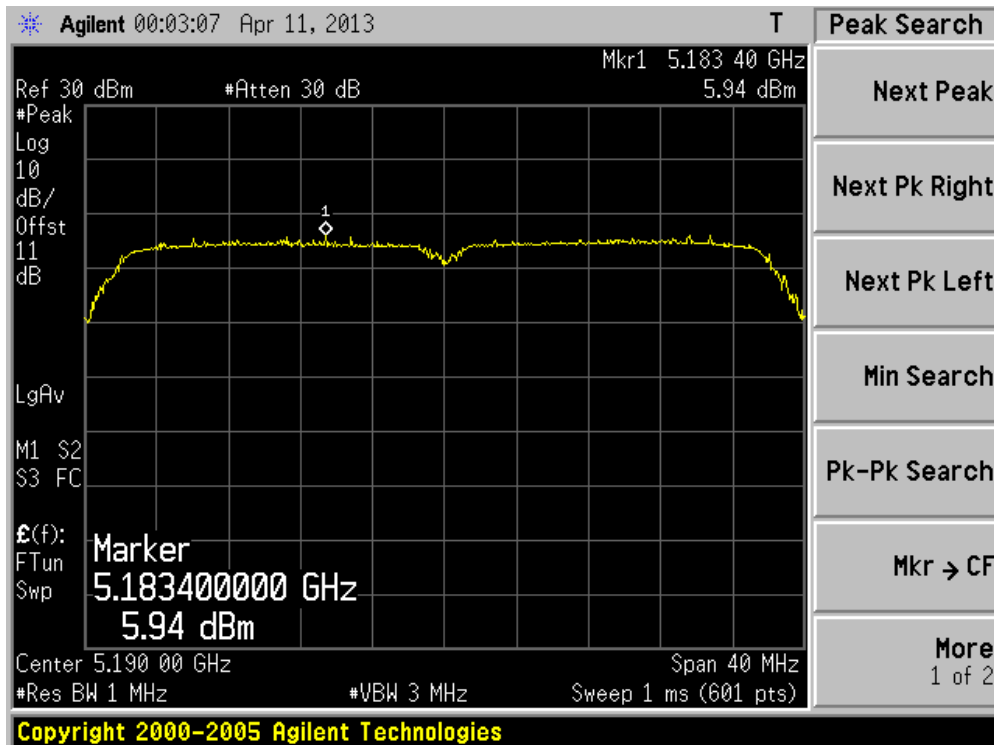
Channel 140 (5700MHz)



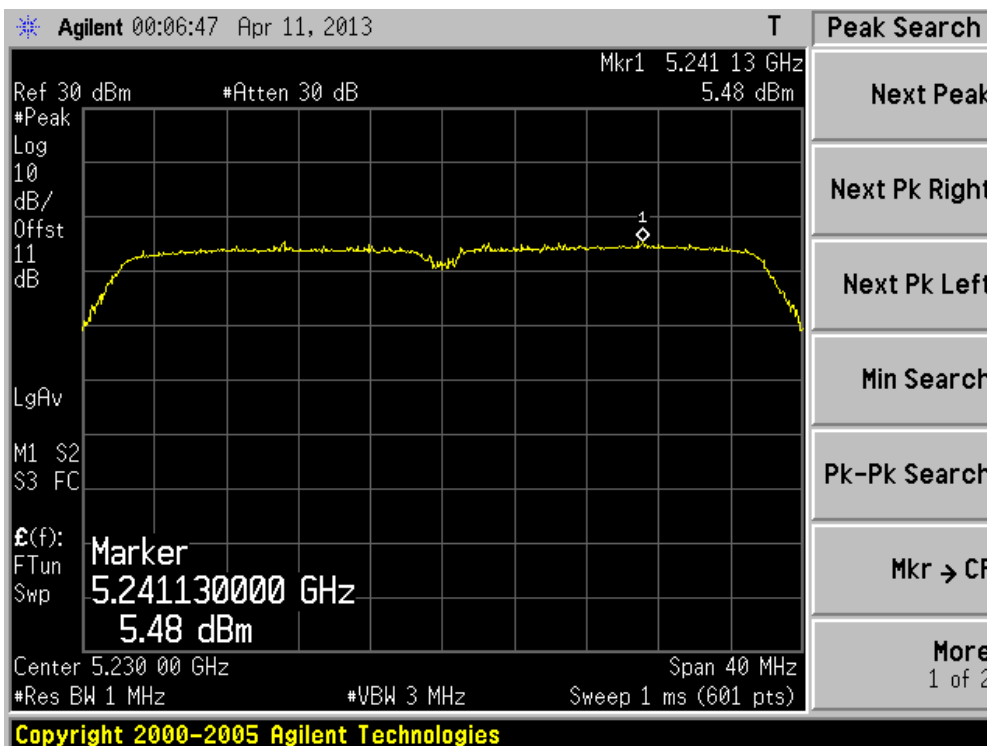
Product	:	WIRELESS-ABGN 3X3 NETWORK MINI PCIE ADAPTER
Test Item	:	Peak Excursion
Test Site	:	TR-8
Test Mode	:	Mode 3: Transmit by 802.11n (40MHz) (Chain 0)

Channel No.	Frequency (MHz)	Peak Level (dB)	PSD (dBm)	DCCF (dB)	Peak Excursion (dB)	Limit (dB)	Result
38	5190	5.94	-2.38	0.04	8.28	13	Pass
46	5230	5.48	-2.76	0.04	8.20	13	Pass
54	5270	7.51	-1.03	0.04	8.50	13	Pass
62	5310	6.65	-1.53	0.04	8.14	13	Pass
102	5510	6.40	-1.75	0.04	8.11	13	Pass
110	5550	7.15	-1.02	0.04	8.13	13	Pass

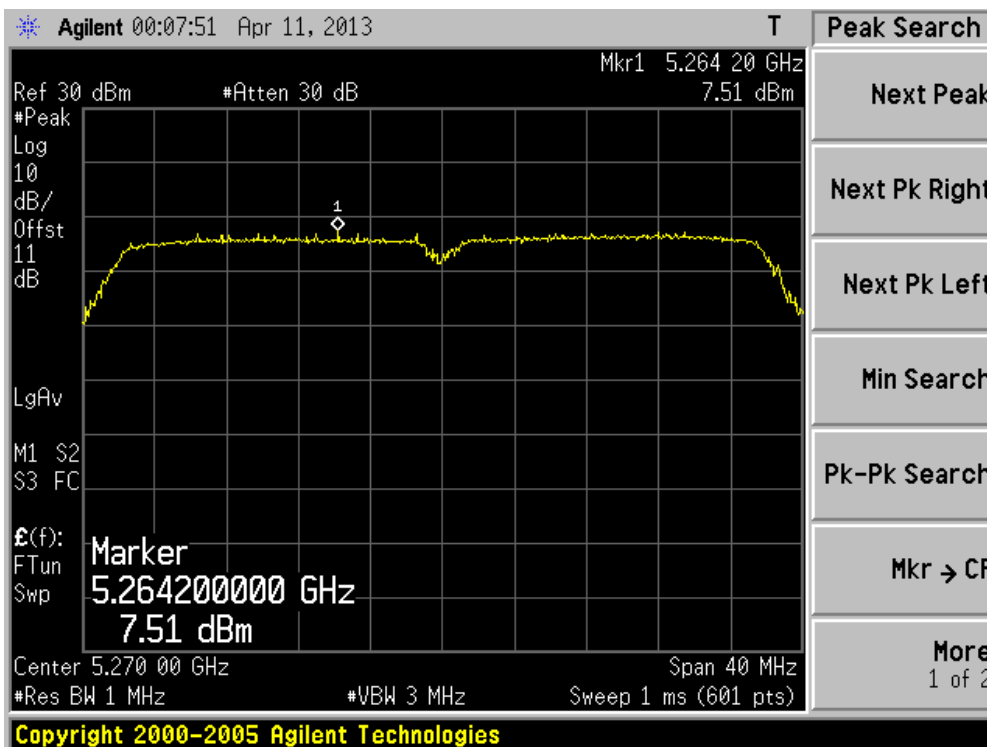
Channel 38 (5190MHz)



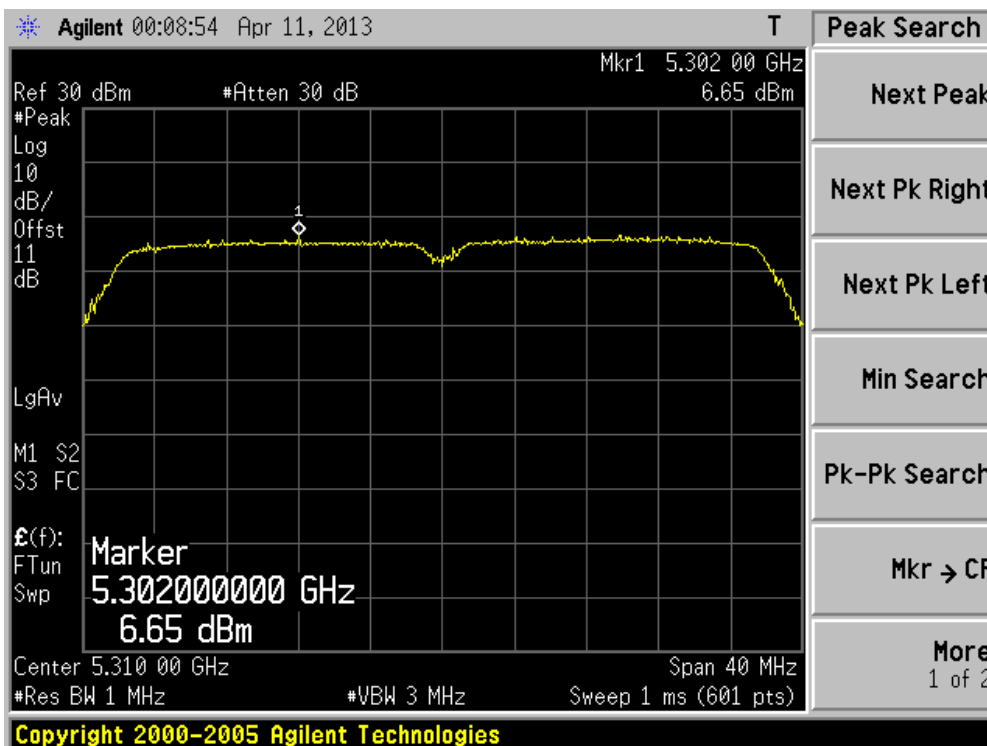
Channel 46 (5230MHz)



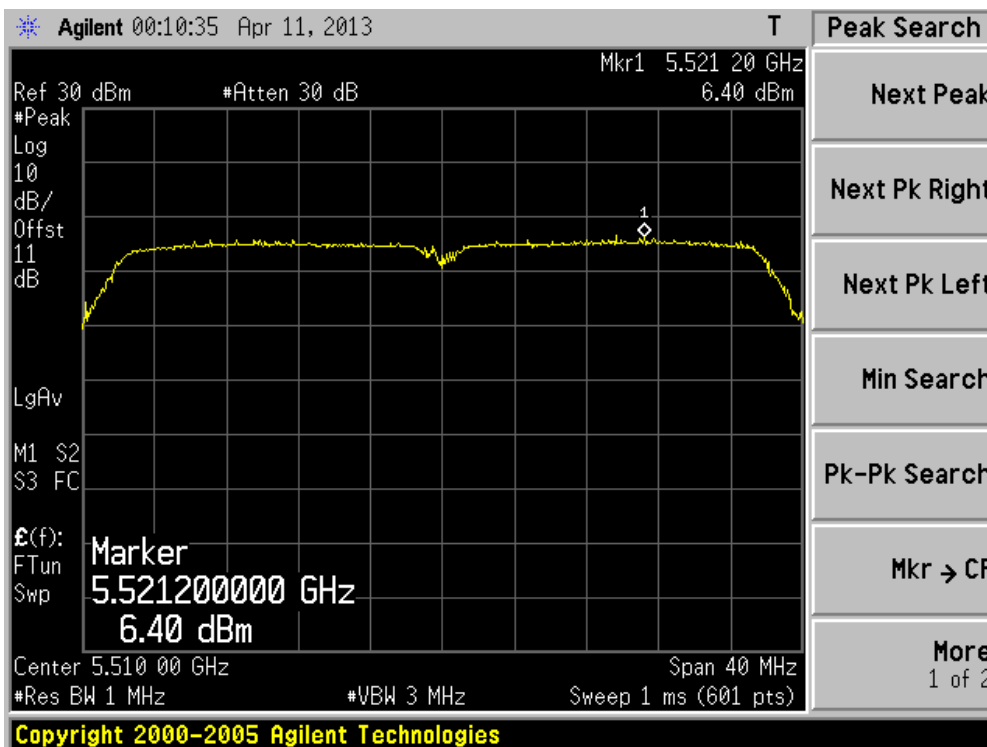
Channel 54 (5270MHz)



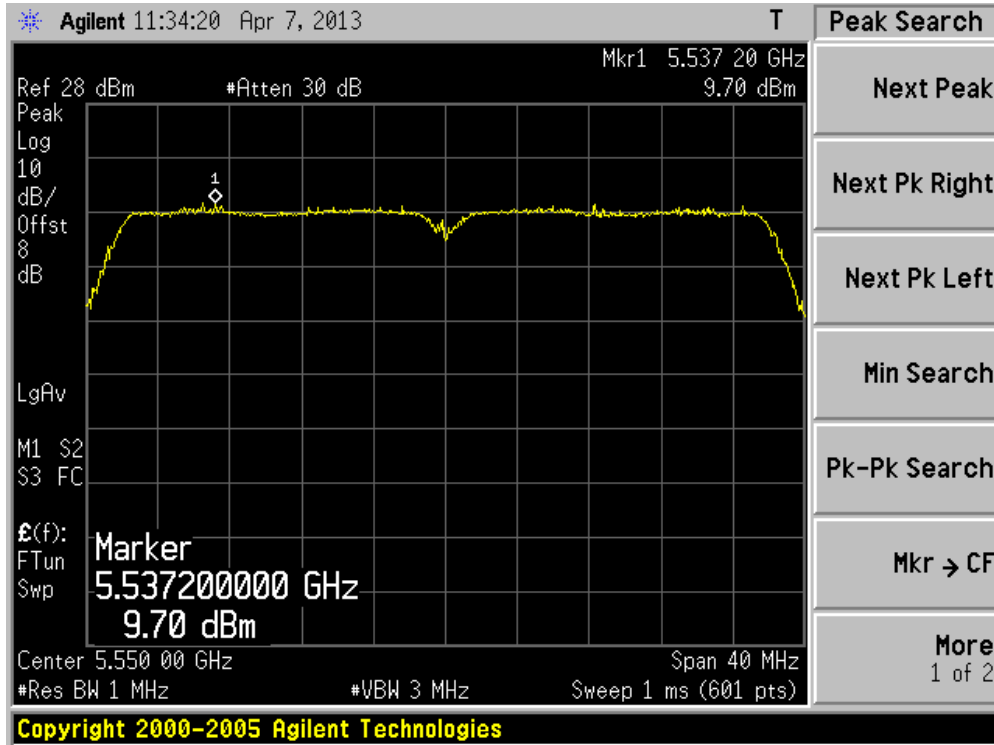
Channel 62 (5310MHz)



Channel 102 (5510MHz)



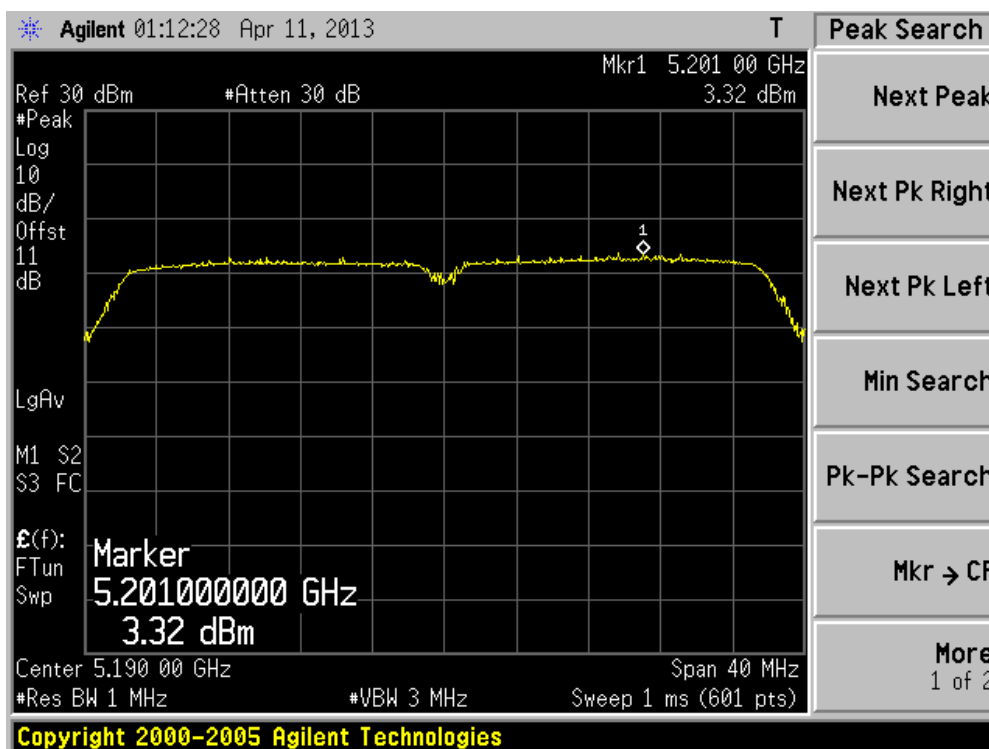
Channel 110 (5550MHz)



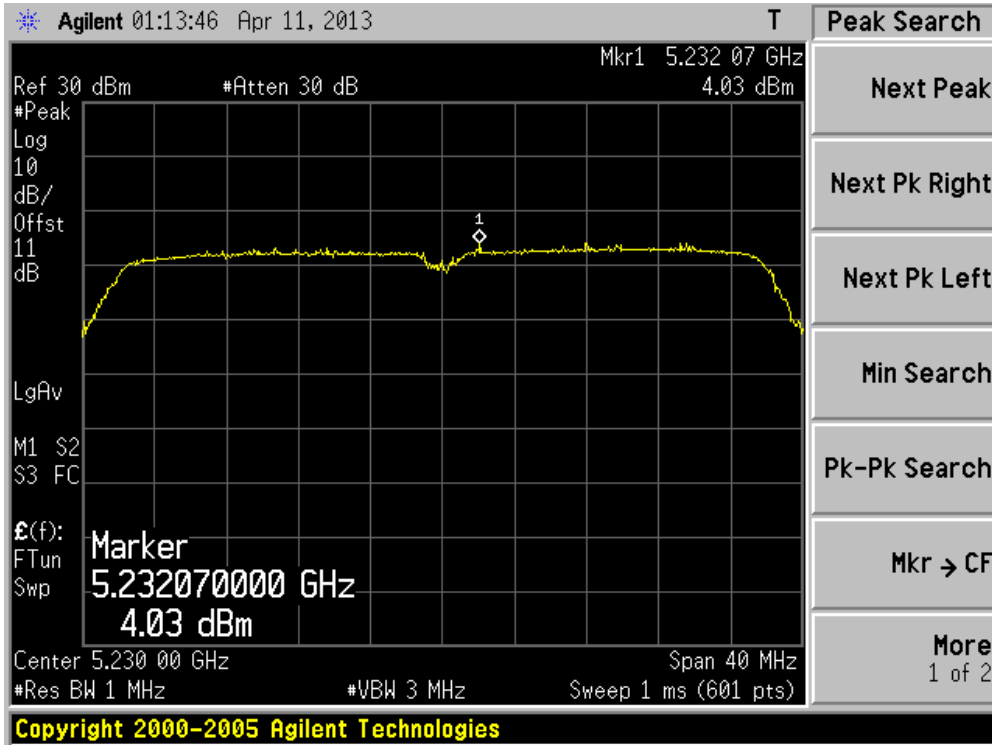
Product	:	WIRELESS-ABGN 3X3 NETWORK MINI PCIE ADAPTER
Test Item	:	Peak Excursion
Test Site	:	TR-8
Test Mode	:	Mode 3: Transmit by 802.11n (40MHz) (Chain 1)

Channel No.	Frequency (MHz)	Peak Level (dB)	PSD (dBm)	DCCF (dB)	Peak Excursion (dB)	Limit (dB)	Result
38	5190	3.32	-4.65	0.04	7.93	13	Pass
46	5230	4.03	-4.51	0.04	8.50	13	Pass
54	5270	9.24	0.49	0.04	8.71	13	Pass
62	5310	10.29	1.83	0.04	8.42	13	Pass
102	5510	9.51	0.80	0.04	8.67	13	Pass
110	5550	10.28	1.20	0.04	9.04	13	Pass

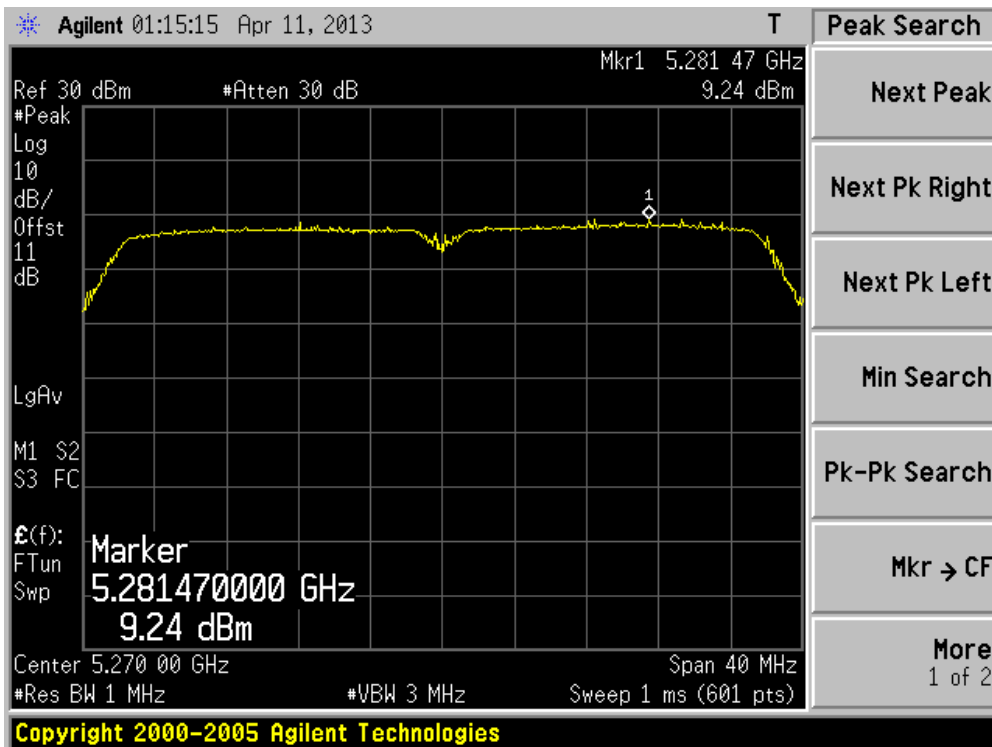
Channel 38 (5190MHz)



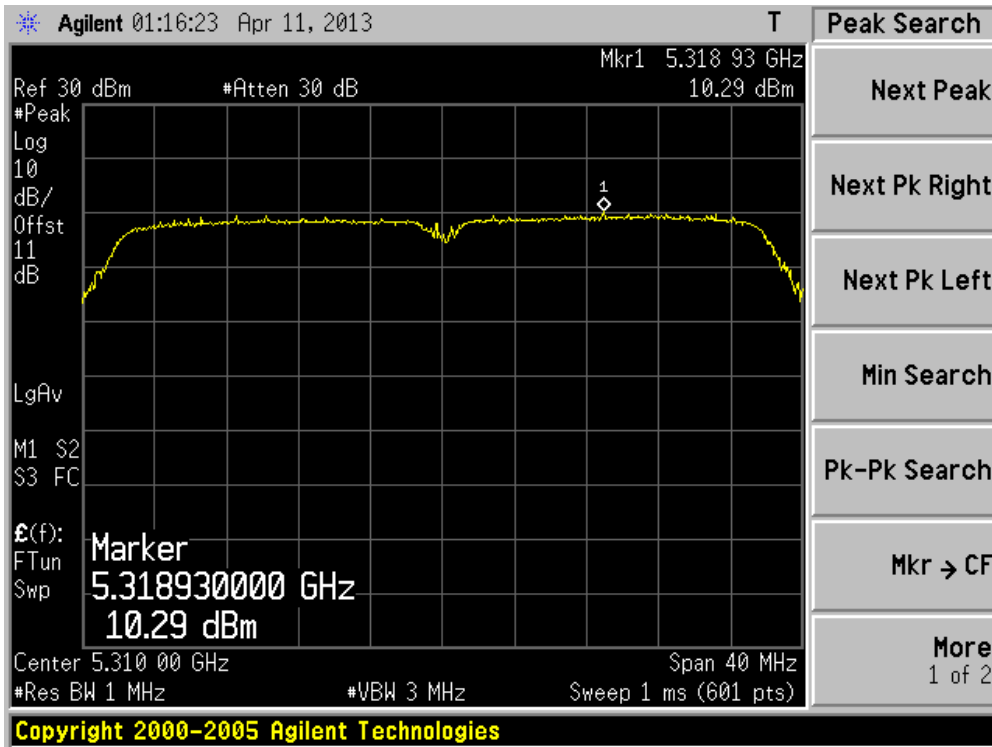
Channel 46 (5230MHz)



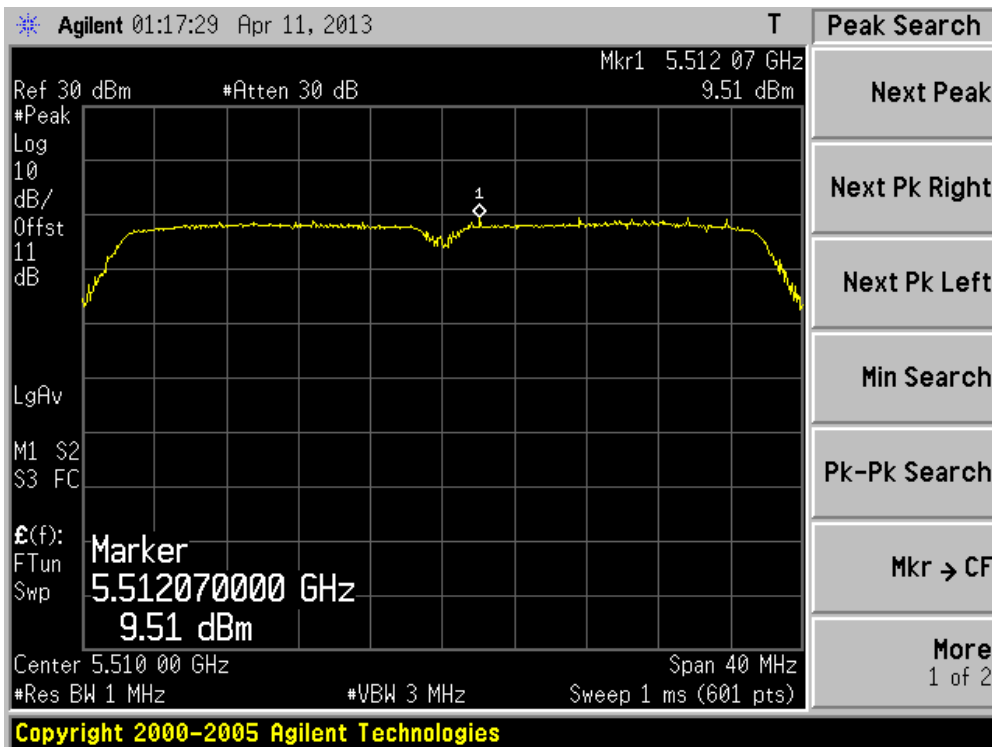
Channel 54 (5270MHz)



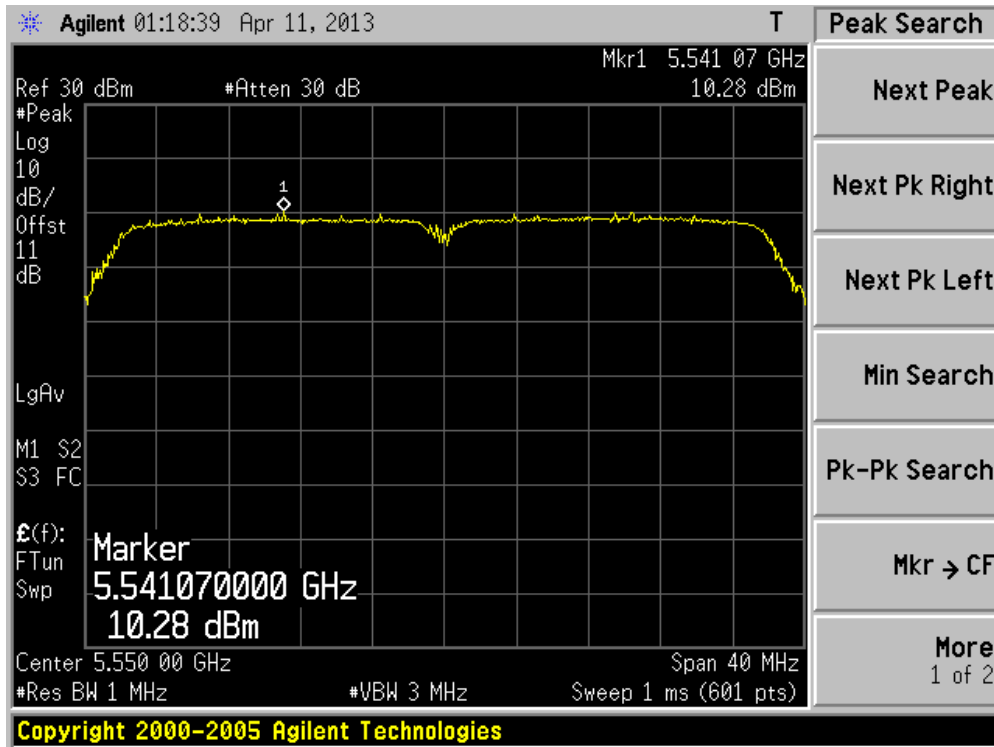
Channel 62 (5310MHz)



Channel 102 (5510MHz)



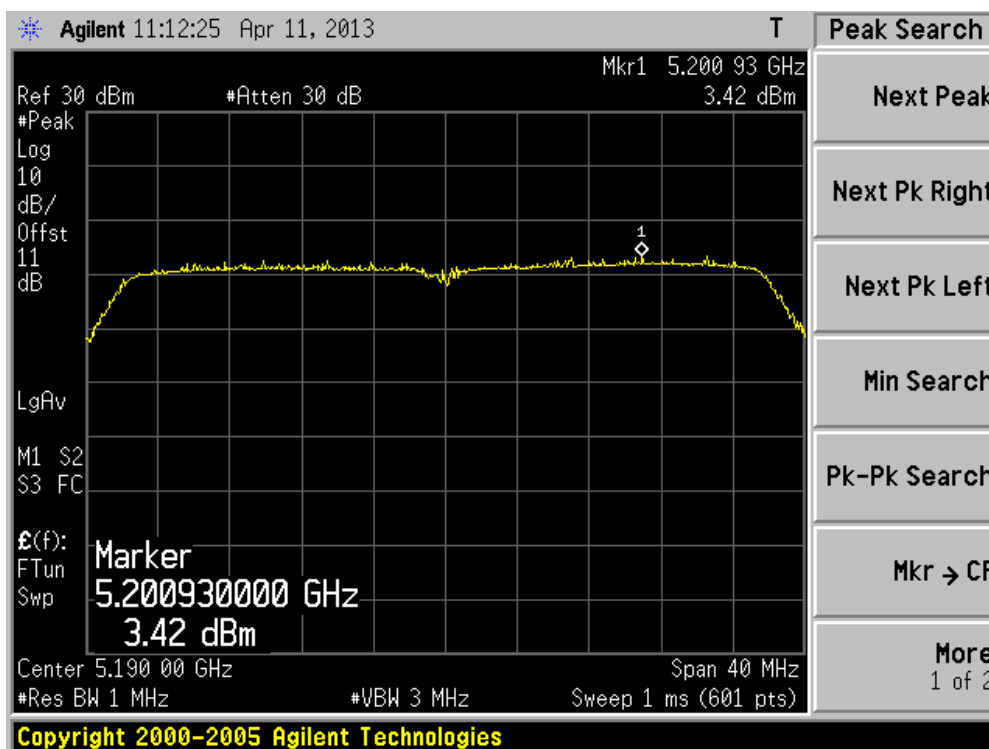
Channel 110 (5550MHz)



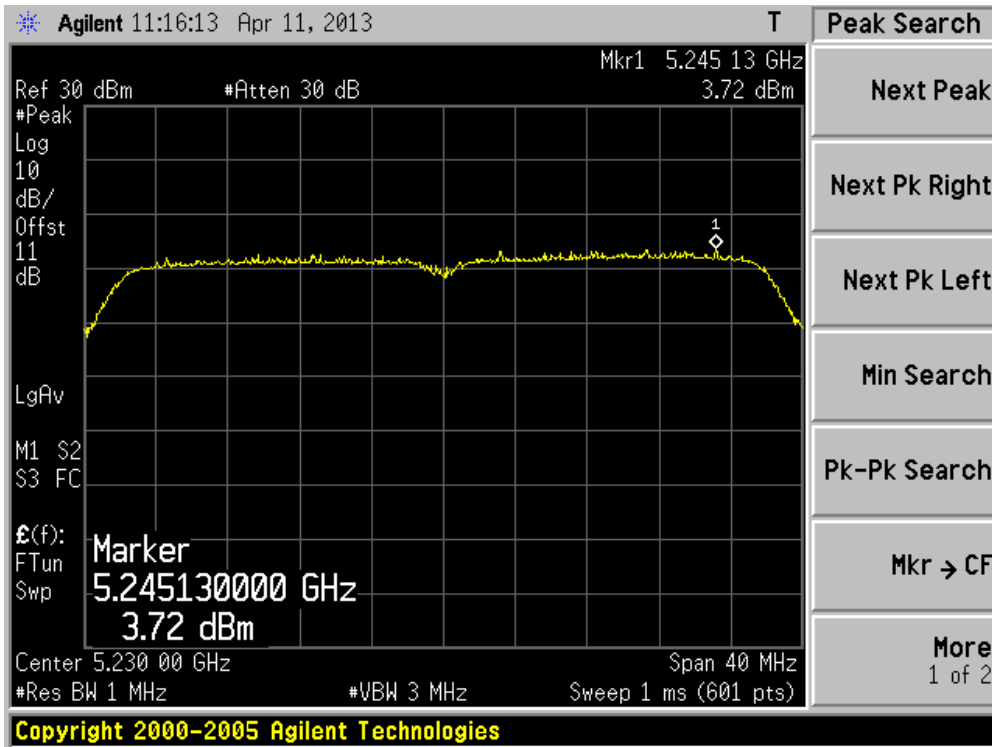
Product	:	WIRELESS-ABGN 3X3 NETWORK MINI PCIE ADAPTER
Test Item	:	Peak Excursion
Test Site	:	TR-8
Test Mode	:	Mode 3: Transmit by 802.11n (40MHz) (Chain 2)

Channel No.	Frequency (MHz)	Peak Level (dB)	PSD (dBm)	DCCF (dB)	Peak Excursion (dB)	Limit (dB)	Result
38	5190	3.42	-5.51	0.04	8.89	13	Pass
46	5230	3.72	-5.39	0.04	9.07	13	Pass
54	5270	9.92	1.16	0.04	8.72	13	Pass
62	5310	9.97	1.30	0.04	8.63	13	Pass
102	5510	6.40	0.38	0.04	5.98	13	Pass
110	5550	9.42	-0.05	0.04	9.43	13	Pass

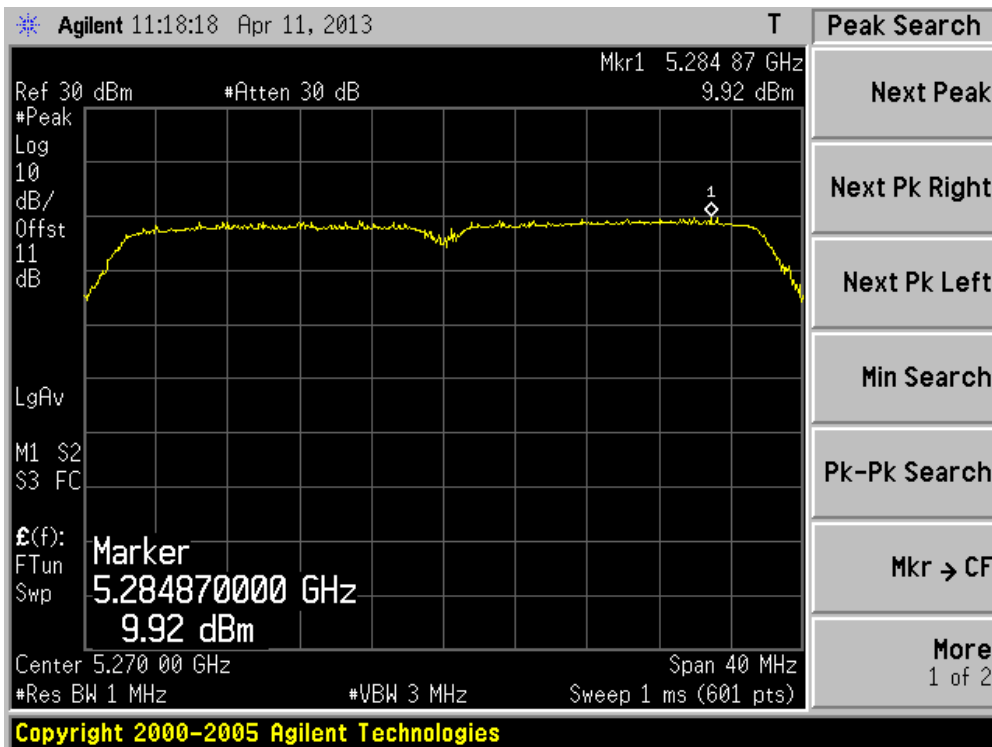
Channel 38 (5190MHz)



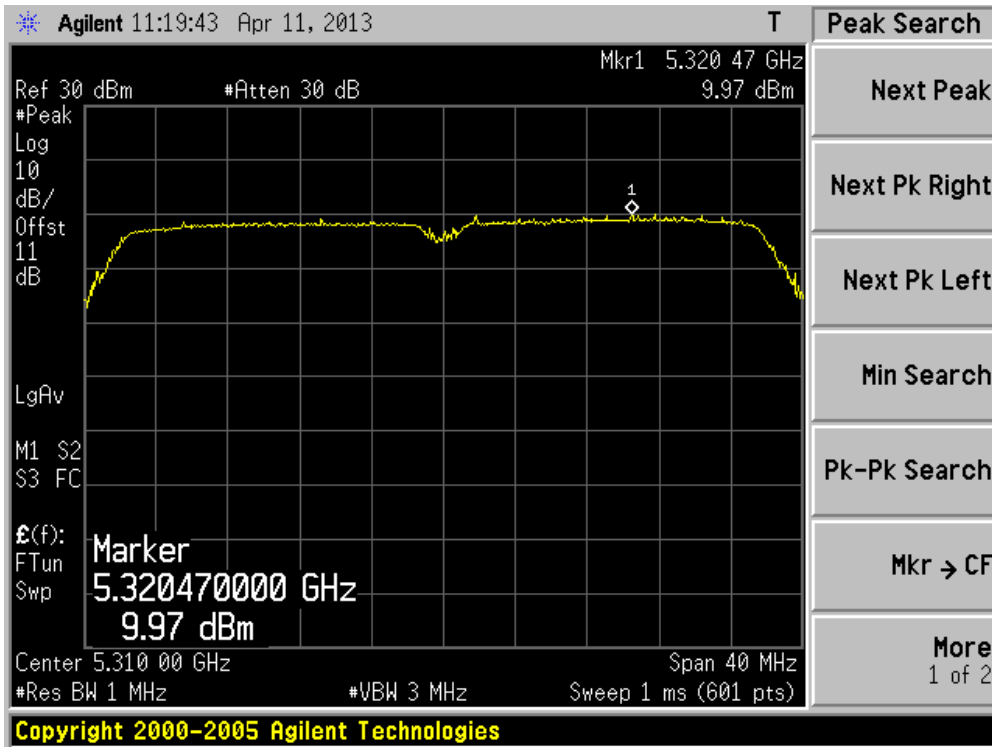
Channel 46 (5230MHz)



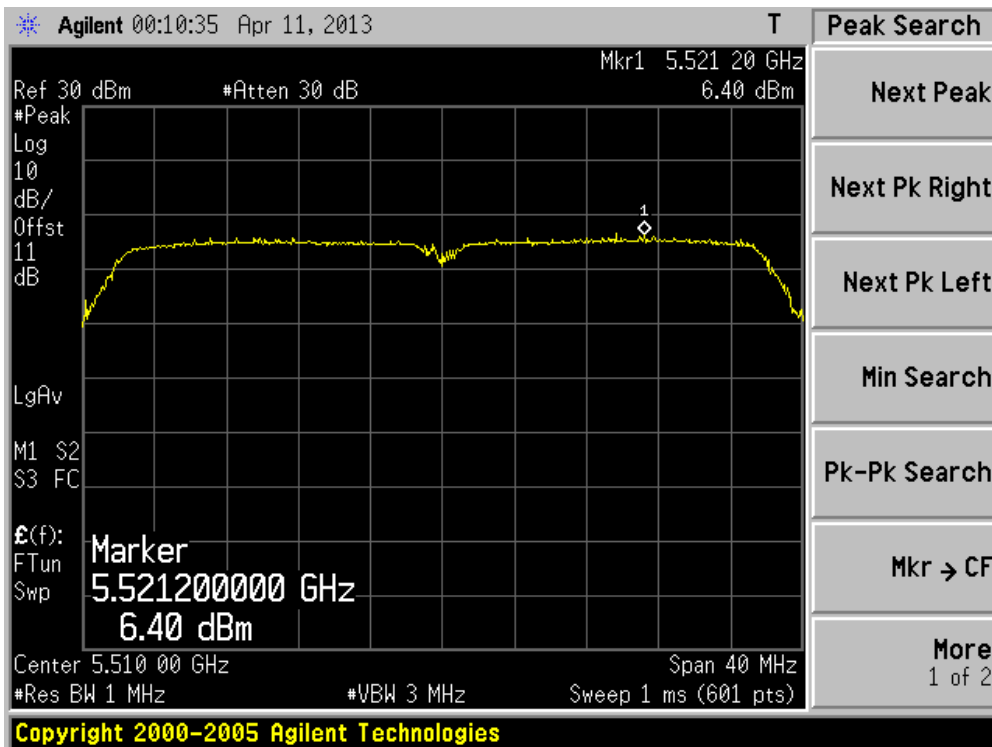
Channel 54 (5270MHz)



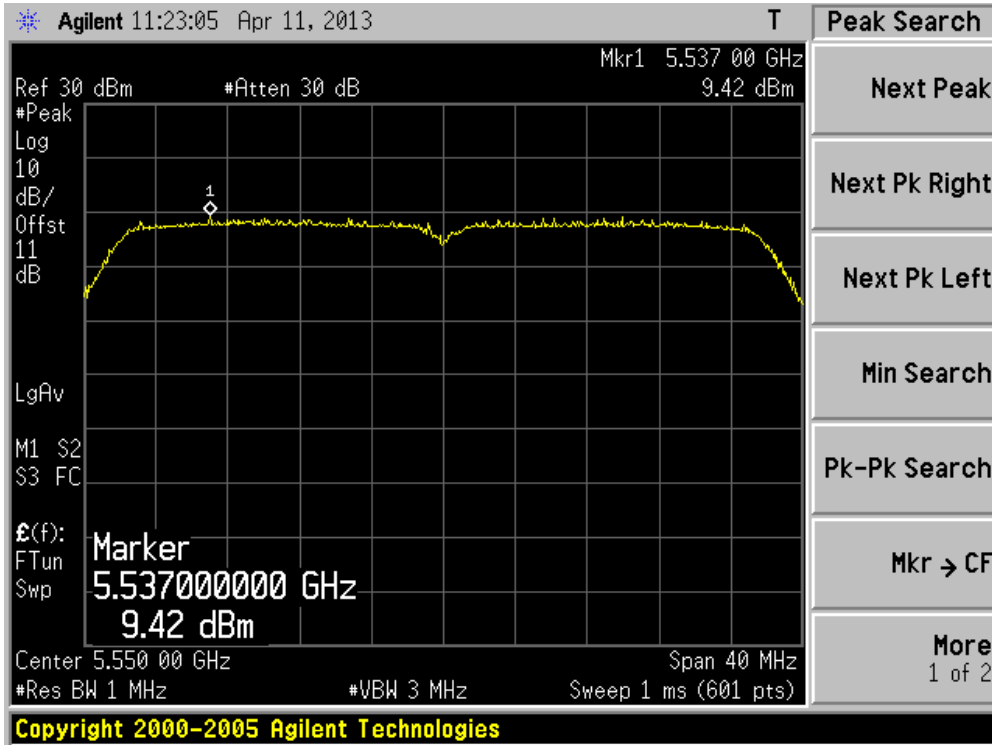
Channel 62 (5310MHz)



Channel 102 (5510MHz)



Channel 110 (5550MHz)



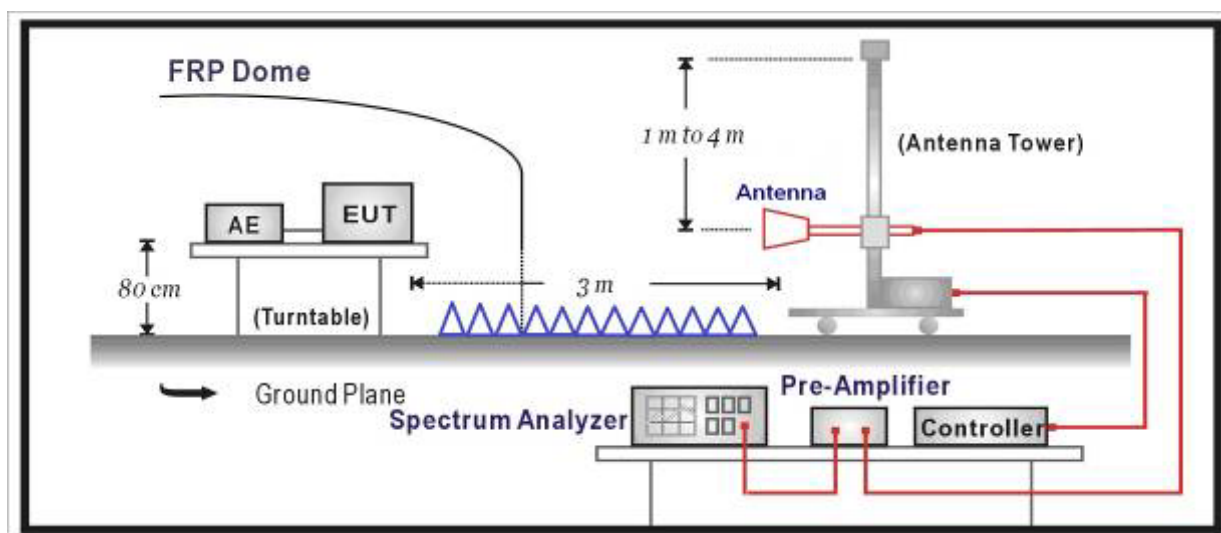
10. Radiated Emission Band Edge

10.1. Test Equipment

☒ Radiated Emission Band Edge / AC-5

Instrument	Manufacturer	Type No.	Serial No.	Cali. Due Date
Spectrum Analyzer	Agilent	N9020A	MY49100159	2014.03.30
Preamplifier	Miteq	NSP1800-25	1364185	2014.05.04
Preamplifier	Quietek	AP-040G	CHM-0906001	2014.05.04
Bilog Antenna	Teseq GmbH	CBL6112D	27612	2013.10.15
DRG Horn	ETS-Lindgren	3117	00123988	2014.01.21
Coaxial Cable	Huber+Suhner	SUCOFLEX 106	AC5-C1	2014.03.01
Coaxial Cable	Huber+Suhner	SUCOFLEX 106	AC5-C2	2014.03.01
Coaxial Cable	Huber+Suhner	SUCOFLEX 102	AC5-C3	2014.03.01
EMI Receiver	Agilent	N9038A	MY51210196	2013.06.11
Temperature/Humidity Meter	Zhichen	ZC1-2	AC5-TH	2014.01.11

10.2. Test Setup



10.3. Limit

For 15.205 requirement:

Radiated emissions which fall in the restricted bands, as defined in Section 15.205(a) of FCC part 15, must also comply with the radiated emission limits specified in Section 15.209(a).

MHz	MHz	MHz	GHz
0.090 - 0.110	16.42 - 16.423	399.9 - 410	4.5 - 5.15
0.495 - 0.505	16.69475 - 16.69525	608 - 614	5.35 - 5.46
2.1735 - 2.1905	16.80425 - 16.80475	960 - 1240	7.25 - 7.75
4.125 - 4.128	25.5 - 25.67	1300 - 1427	8.025 - 8.5
4.17725 - 4.17775	37.5 - 38.25	1435 - 1626.5	9.0 - 9.2
4.20725 - 4.20775	73 - 74.6	1645.5 - 1646.5	9.3 - 9.5
6.215 - 6.218	74.8 - 75.2	1660 - 1710	10.6 - 12.7
6.26775 - 6.26825	108 - 121.94	1718.8 - 1722.2	13.25 - 13.4
6.31175 - 6.31225	123 - 138	2200 - 2300	14.47 - 14.5
8.291 - 8.294	149.9 - 150.05	2310 - 2390	15.35 - 16.2
8.362 - 8.366	156.52475 - 156.52525	2483.5 - 2500	17.7 - 21.4
8.37625 - 8.38675	156.7 - 156.9	2690 - 2900	22.01 - 23.12
8.41425 - 8.41475	162.0125 - 167.17	3260 - 3267	23.6 - 24.0
12.29 - 12.293	167.72 - 173.2	3332 - 3339	31.2 - 31.8
12.51975 - 12.52025	240 - 285	3345.8 - 3358	36.43 - 36.5
12.57675 - 12.57725	322 - 335.4	3600 - 4400	(²)

For 15.407(b) requirement:

- For transmitters operating in the 5.15-5.25 GHz band: all emissions outside of the 5.15-5.35 GHz band shall not exceed an EIRP of -27 dBm/MHz.
- For transmitters operating in the 5.25-5.35 GHz band: all emissions outside of the 5.15-5.35 GHz band shall not exceed an EIRP of -27 dBm/MHz. Devices operating in the 5.25-5.35 GHz band that generate emissions in the 5.15-5.25 GHz band must meet all applicable technical requirements for operation in the 5.15-5.25 GHz band (including indoor use) or alternatively meet an out-of-band emission EIRP limit of -27dBm/MHz in the 5.15-5.25 GHz band.
- For transmitters operating in the 5.47-5.725 GHz band: all emission outside of the 5.47-5.725 GHz band shall not exceed an EIRP of -27 dBm/MHz.
- For transmitters operating in the 5.725-5.825 GHz band: all emission within the frequency range from the band edge to 10 MHz above or below the band edge shall not exceed an EIRP of -17 dBm/MHz; for frequencies 10 MHz or greater above or below the band edge, emissions shall not exceed an EIRP of -27 dBm/MHz.

Operating Frequency Band (MHz)	EIRP Limit (dBm/MHz)	Equivalent Field Strength at 3m (dBuV/m)
5150 - 5250	-27	68.3
5250 - 5350	-27	68.3
5470 - 5725	-27	68.3
5725 - 5825	-27 [Note(1)]	68.3
	-17 [Note(2)]	78.3
<p>Note(1): Outside the frequency range 5715 - 5835MHz.</p> <p>Note(2): Within the frequency range from the band edge to 10MHz below or above the band edge, 5715 – 5725MHz and 5825 - 5835MHz.</p>		

10.4. Test Procedure

The EUT was tested according to KDB 789033 for compliance to FCC 47CFR 15.407 requirements.

The EUT is placed on a turn table which is 0.8 meter above ground. The turn table is rotated 360 degrees to determine the position of the maximum emission level. The EUT was positioned such that the distance from antenna to the EUT was 3 meters.

The antenna is scanned from 1 meter to 4 meters to find out the maximum emission level. This is repeated for both horizontal and vertical polarization of the antenna. In order to find the maximum emission, all of the interface cables were manipulated according to ANSI C63.4: 2009 on radiated measurement.

Note: When doing emission measurement above 1GHz, the horn Chainenna will be bended down a little (as horn Chainenna has the narrow beamwidth) in order to keeping the Chainenna in the “cone of radiation” of EUT. The 3dB beamwidth is 10~60 degrees for H-plane and 10~90 degrees for E-plane.

10.5. Uncertainty

The measurement uncertainty above 1GHz is defined as ± 3.9 dB

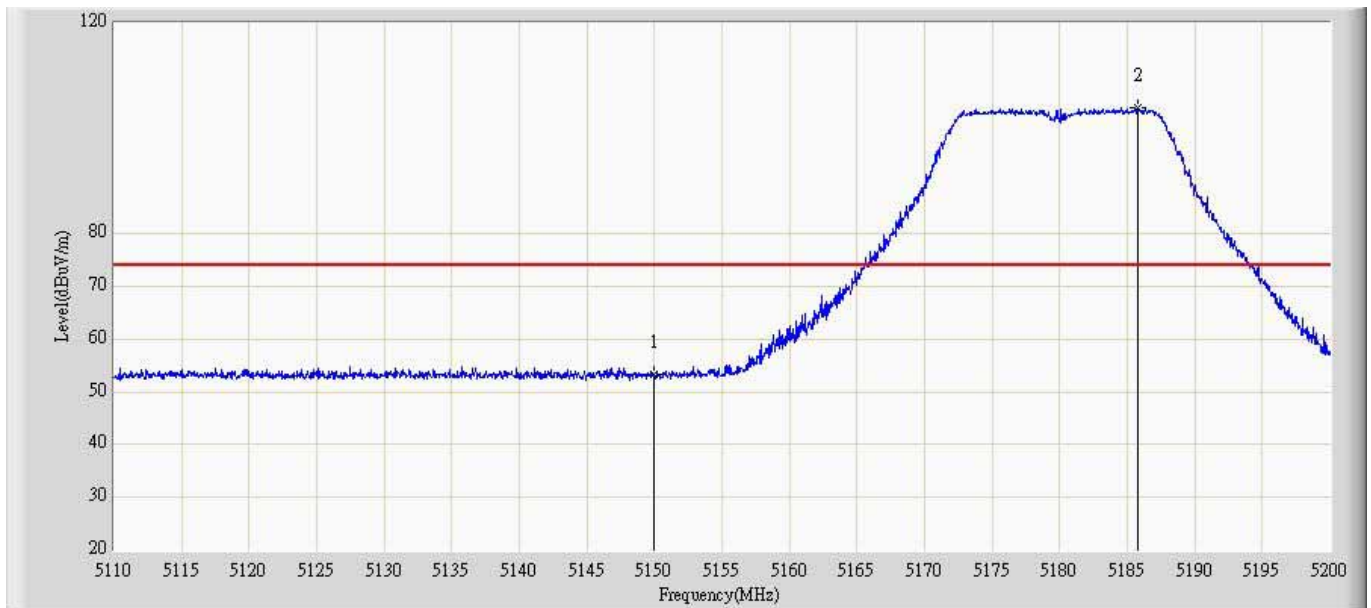
10.6. Test Result

Peak detector: RBW = 1MHz, VBW = 3MHz, sweep time = 200ms;

Average detector: RBW = 1MHz, VBW = 10Hz, sweep time = auto.

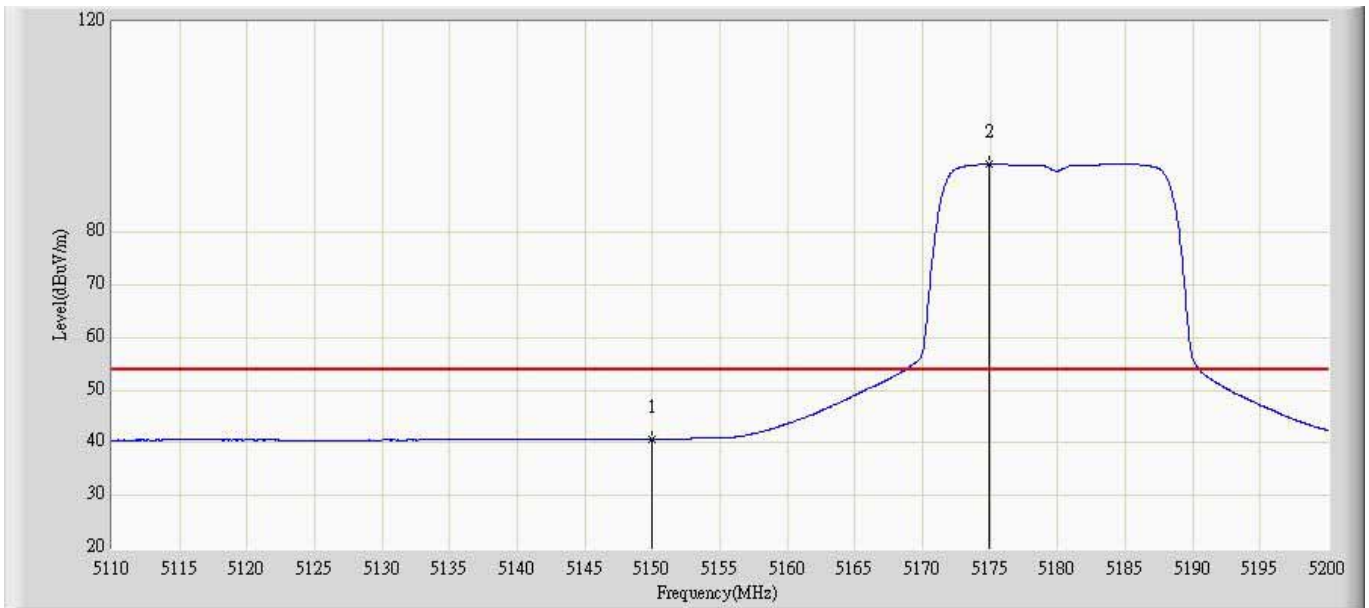
Test for panel antennas

Engineer: Toms	
Site: AC5	Time: 2013/04/07 - 10:22
Limit: FCC_Part15.209_RE(3m)	Margin: 0
Probe: Horn_3117_988(1-18GHz)	Polarity: Vertical
EUT: WIRELESS-ABGN 3X3 NETWORK MINI PCIE ADAPTER	Power: AC 120V/60Hz
Note: Mode1: Transmit at channel 5180MHz by 802.11a Chain 0	



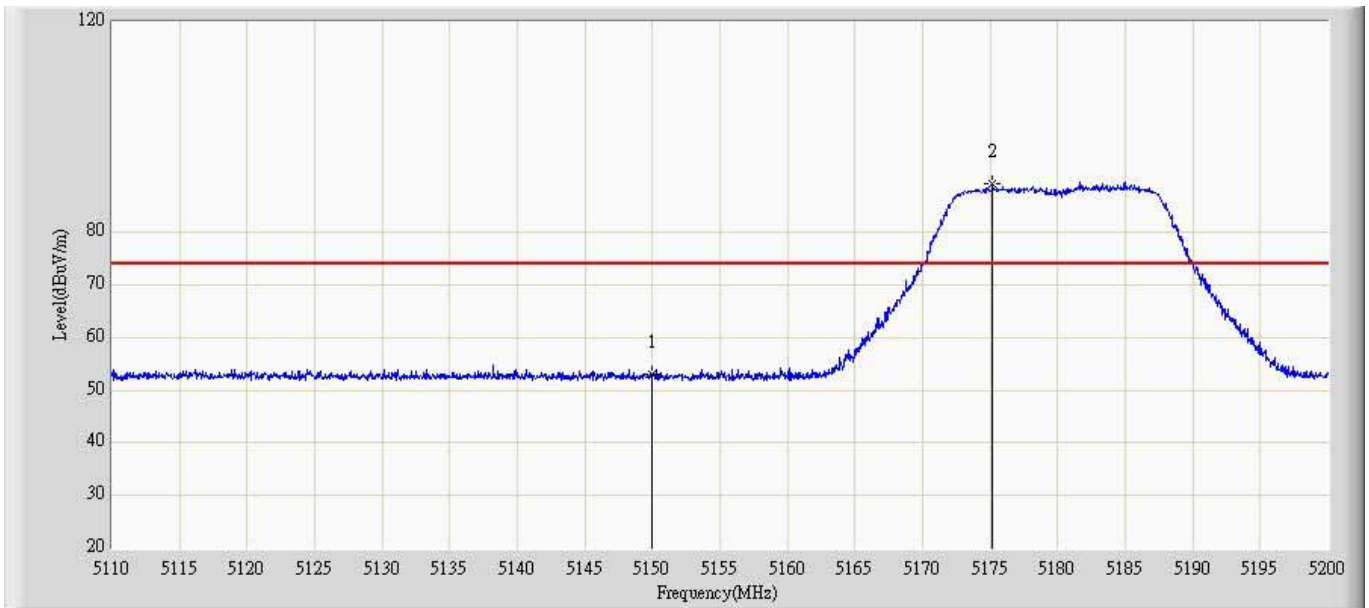
No	Flag	Mark	Frequency (MHz)	Measure Level (dBuV/m)	Reading Level (dBuV)	Over Limit (dB)	Limit (dBuV/m)	Factor	Type
1			5150.000	53.366	13.385	-20.634	74.000	39.981	PK
2		*	5185.780	103.834	63.830	N/A	N/A	40.004	PK

Engineer: Toms	
Site: AC5	Time: 2013/04/07 - 10:32
Limit: FCC_Part15.209_RE(3m)	Margin: 0
Probe: Horn_3117_988(1-18GHz)	Polarity: Vertical
EUT: WIRELESS-ABGN 3X3 NETWORK MINI PCIE ADAPTER	Power: AC 120V/60Hz
Note: Mode1: Transmit at channel 5180MHz by 802.11a Chain 0	



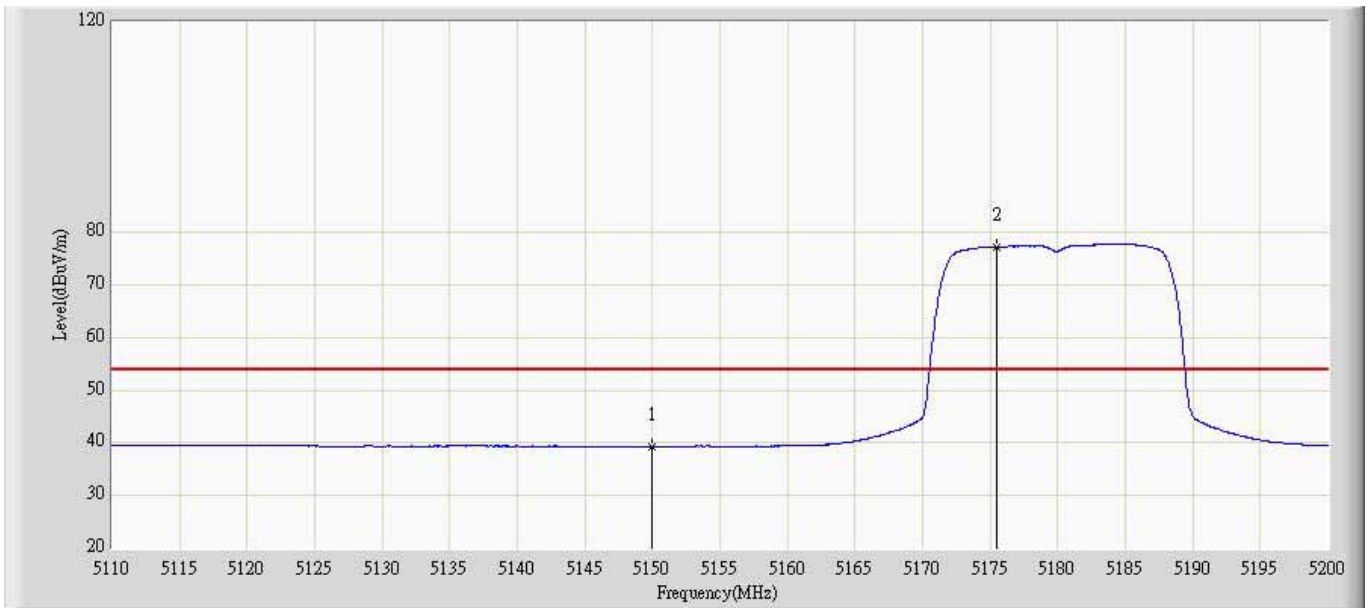
No	Flag	Mark	Frequency (MHz)	Measure Level (dBuV/m)	Reading Level (dBuV)	Over Limit (dB)	Limit (dBuV/m)	Factor	Type
1			5150.000	40.760	0.779	-13.240	54.000	39.981	AV
2		*	5174.890	92.886	52.890	N/A	N/A	39.996	AV

Engineer: Toms	
Site: AC5	Time: 2013/04/07 - 10:32
Limit: FCC_Part15.209_RE(3m)	Margin: 0
Probe: Horn_3117_988(1-18GHz)	Polarity: Horizontal
EUT: WIRELESS-ABGN 3X3 NETWORK MINI PCIE ADAPTER	Power: AC 120V/60Hz
Note: Mode1: Transmit at channel 5180MHz by 802.11a Chain 0	



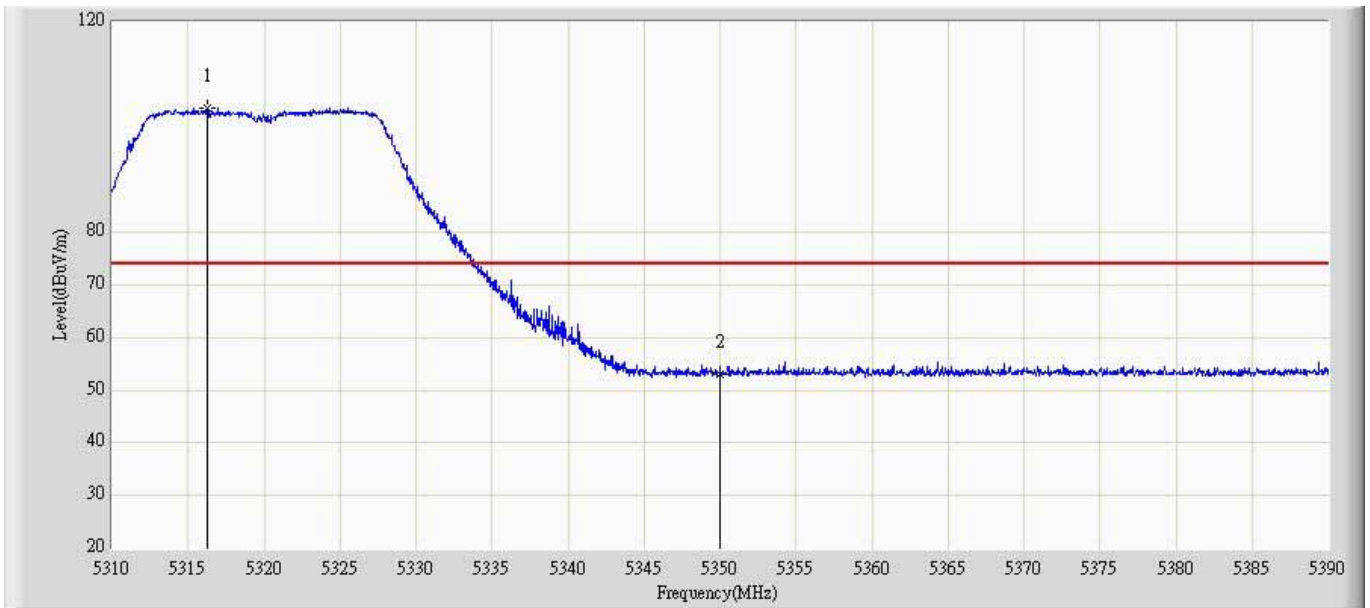
No	Flag	Mark	Frequency (MHz)	Measure Level (dBuV/m)	Reading Level (dBuV)	Over Limit (dB)	Limit (dBuV/m)	Factor	Type
1			5150.000	52.957	12.936	-21.043	74.000	40.021	PK
2		*	5175.205	89.207	49.131	N/A	N/A	40.076	PK

Engineer: Toms	
Site: AC5	Time: 2013/04/07 - 10:36
Limit: FCC_Part15.209_RE(3m)	Margin: 0
Probe: Horn_3117_988(1-18GHz)	Polarity: Horizontal
EUT: WIRELESS-ABGN 3X3 NETWORK MINI PCIE ADAPTER	Power: AC 120V/60Hz
Note: Mode1: Transmit at channel 5180MHz by 802.11a Chain 0	



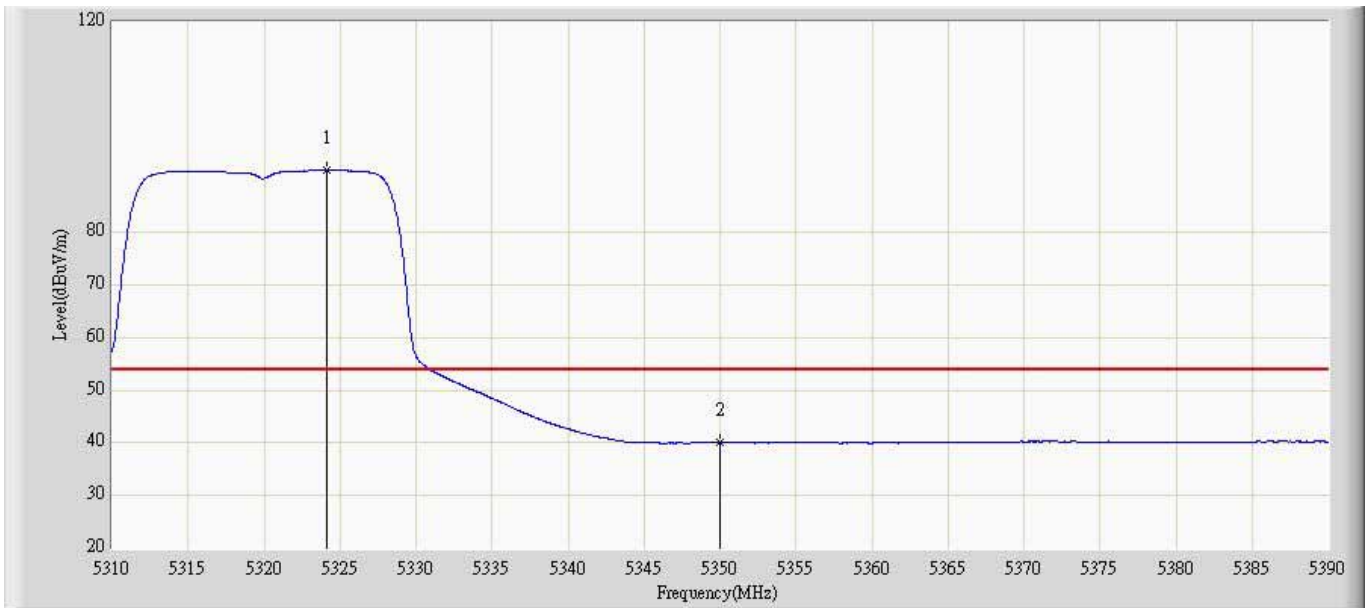
No	Flag	Mark	Frequency (MHz)	Measure Level (dBuV/m)	Reading Level (dBuV)	Over Limit (dB)	Limit (dBuV/m)	Factor	Type
1			5150.000	39.355	-0.666	-14.645	54.000	40.021	AV
2		*	5175.520	77.301	37.224	N/A	N/A	40.077	AV

Engineer: Toms	
Site: AC5	Time: 2013/04/07 - 10:37
Limit: FCC_Part15.209_RE(3m)	Margin: 0
Probe: Horn_3117_988(1-18GHz)	Polarity: Vertical
EUT: WIRELESS-ABGN 3X3 NETWORK MINI PCIE ADAPTER	Power: AC 120V/60Hz
Note: Mode1: Transmit at channel 5320MHz by 802.11a Chain 0	



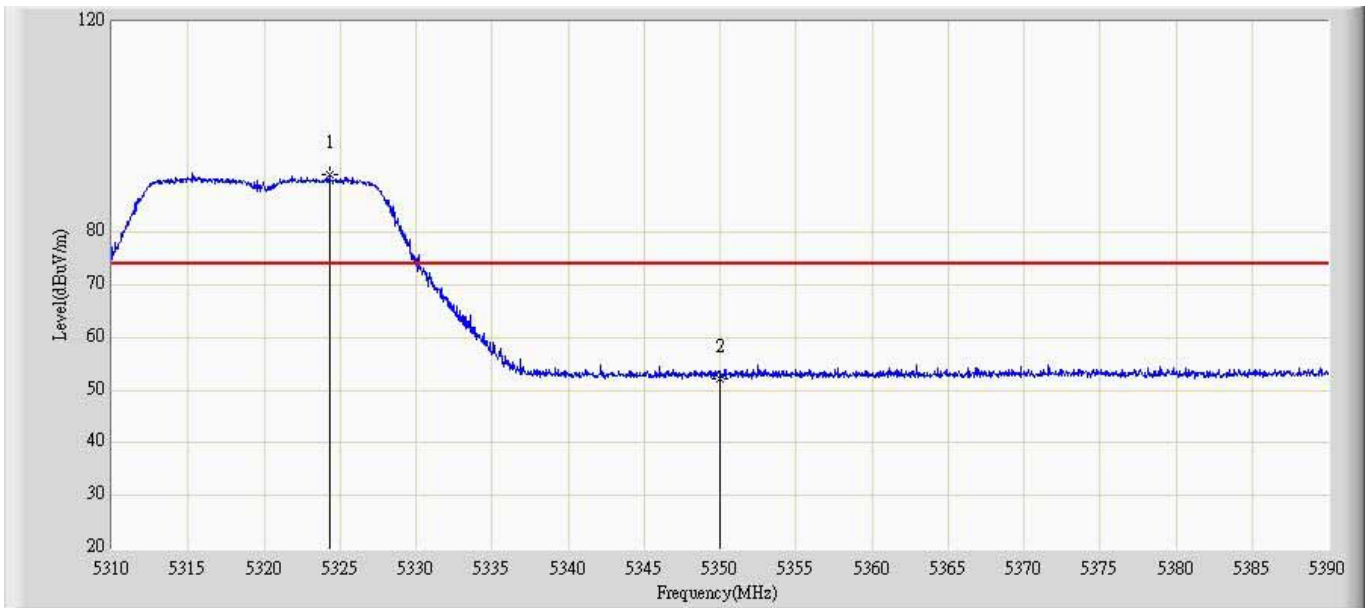
No	Flag	Mark	Frequency (MHz)	Measure Level (dBuV/m)	Reading Level (dBuV)	Over Limit (dB)	Limit (dBuV/m)	Factor	Type
1		*	5316.240	103.720	63.578	N/A	N/A	40.142	PK
2			5350.000	53.022	12.843	-20.978	74.000	40.179	PK

Engineer: Toms	
Site: AC5	Time: 2013/04/07 - 10:42
Limit: FCC_Part15.209_RE(3m)	Margin: 0
Probe: Horn_3117_988(1-18GHz)	Polarity: Vertical
EUT: WIRELESS-ABGN 3X3 NETWORK MINI PCIE ADAPTER	Power: AC 120V/60Hz
Note: Mode1: Transmit at channel 5320MHz by 802.11a Chain 0	



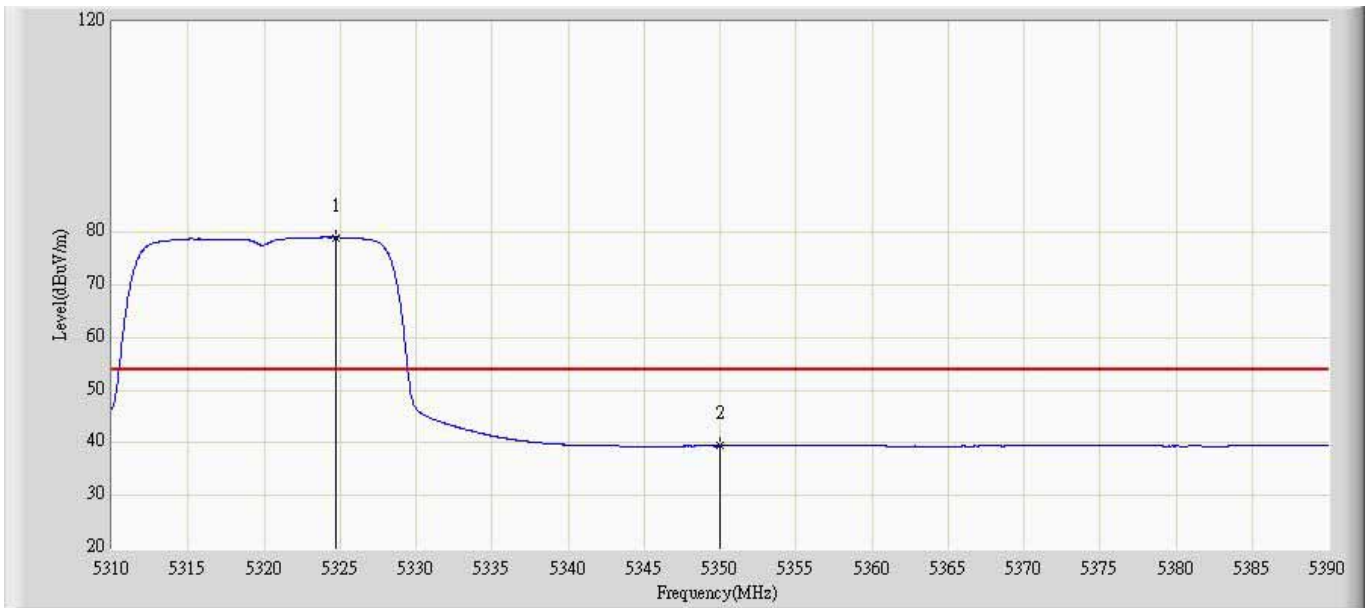
No	Flag	Mark	Frequency (MHz)	Measure Level (dBuV/m)	Reading Level (dBuV)	Over Limit (dB)	Limit (dBuV/m)	Factor	Type
1		*	5324.160	91.782	51.633	N/A	N/A	40.149	AV
2			5350.000	40.014	-0.165	-13.986	54.000	40.179	AV

Engineer: Toms	
Site: AC5	Time: 2013/04/07 - 10:42
Limit: FCC_Part15.209_RE(3m)	Margin: 0
Probe: Horn_3117_988(1-18GHz)	Polarity: Horizontal
EUT: WIRELESS-ABGN 3X3 NETWORK MINI PCIE ADAPTER	Power: AC 120V/60Hz
Note: Mode1: Transmit at channel 5320MHz by 802.11a Chain 0	



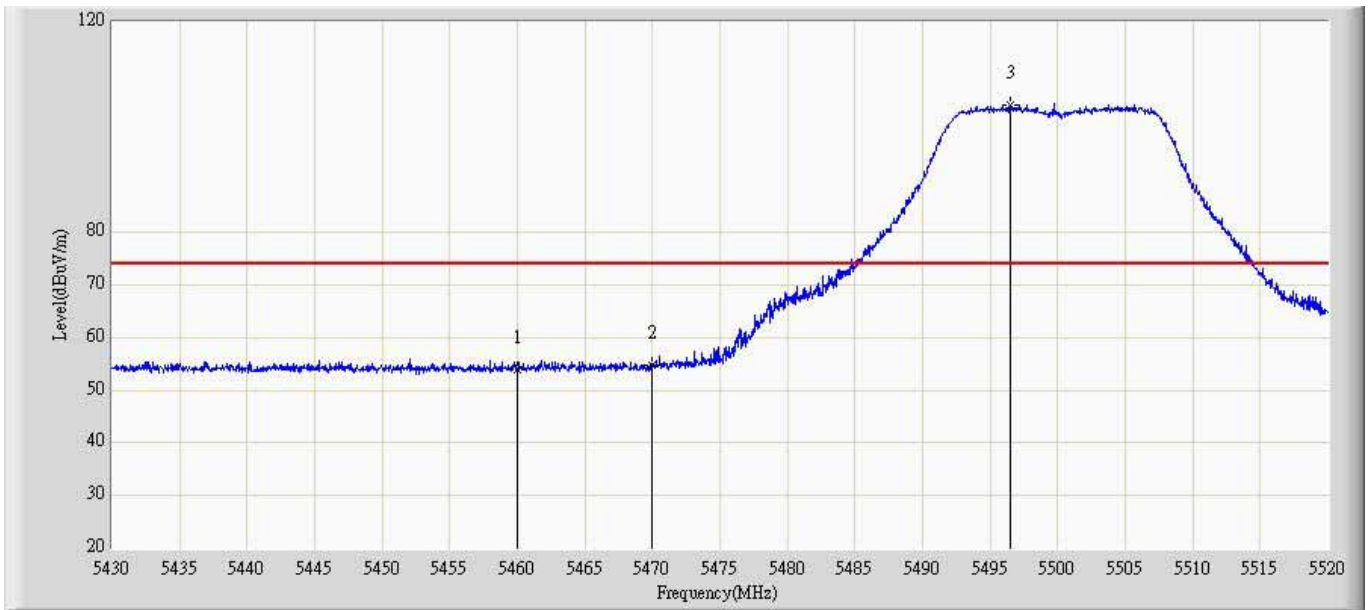
No	Flag	Mark	Frequency (MHz)	Measure Level (dBuV/m)	Reading Level (dBuV)	Over Limit (dB)	Limit (dBuV/m)	Factor	Type
1		*	5324.320	90.871	50.551	N/A	N/A	40.320	PK
2			5350.000	52.320	11.981	-21.680	74.000	40.339	PK

Engineer: Toms	
Site: AC5	Time: 2013/04/07 - 10:52
Limit: FCC_Part15.209_RE(3m)	Margin: 0
Probe: Horn_3117_988(1-18GHz)	Polarity: Horizontal
EUT: WIRELESS-ABGN 3X3 NETWORK MINI PCIE ADAPTER	Power: AC 120V/60Hz
Note: Mode1: Transmit at channel 5320MHz by 802.11a Chain 0	



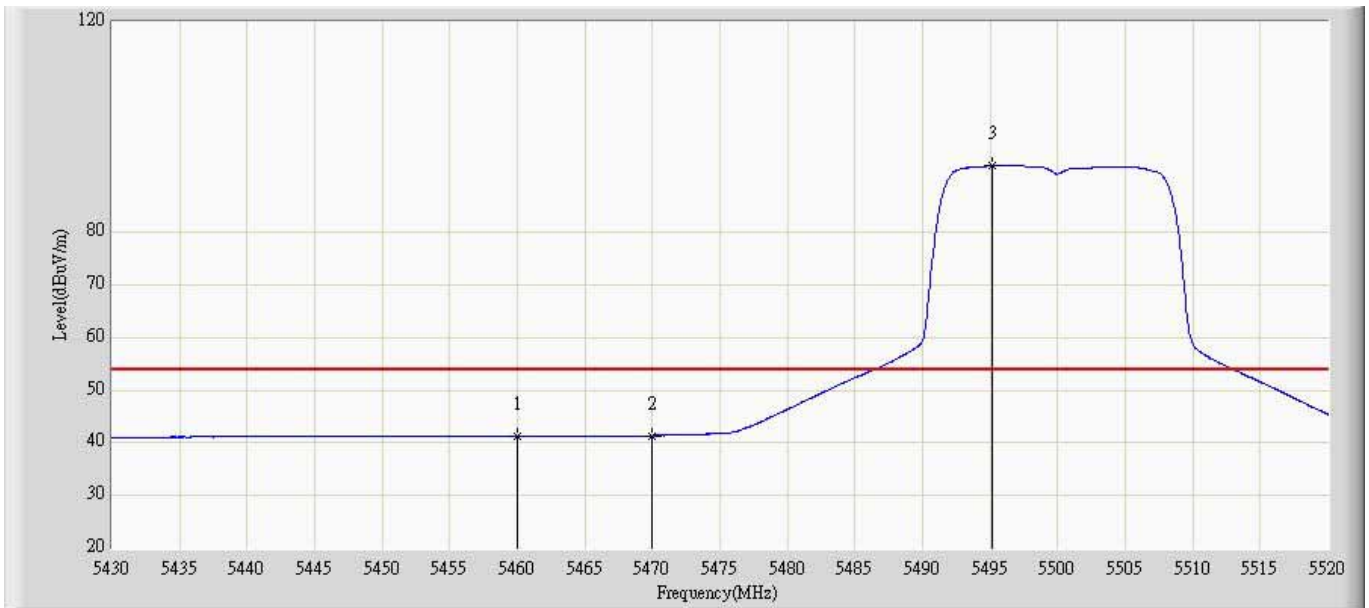
No	Flag	Mark	Frequency (MHz)	Measure Level (dBuV/m)	Reading Level (dBuV)	Over Limit (dB)	Limit (dBuV/m)	Factor	Type
1		*	5324.760	79.029	38.709	N/A	N/A	40.320	AV
2			5350.000	39.423	-0.916	-14.577	54.000	40.339	AV

Engineer: Toms	
Site: AC5	Time: 2013/04/07 - 10:52
Limit: FCC_Part15.209_RE(3m)	Margin: 0
Probe: Horn_3117_988(1-18GHz)	Polarity: Vertical
EUT: WIRELESS-ABGN 3X3 NETWORK MINI PCIE ADAPTER	Power: AC 120V/60Hz
Note: Mode1: Transmit at channel 5500MHz by 802.11a Chain 0	



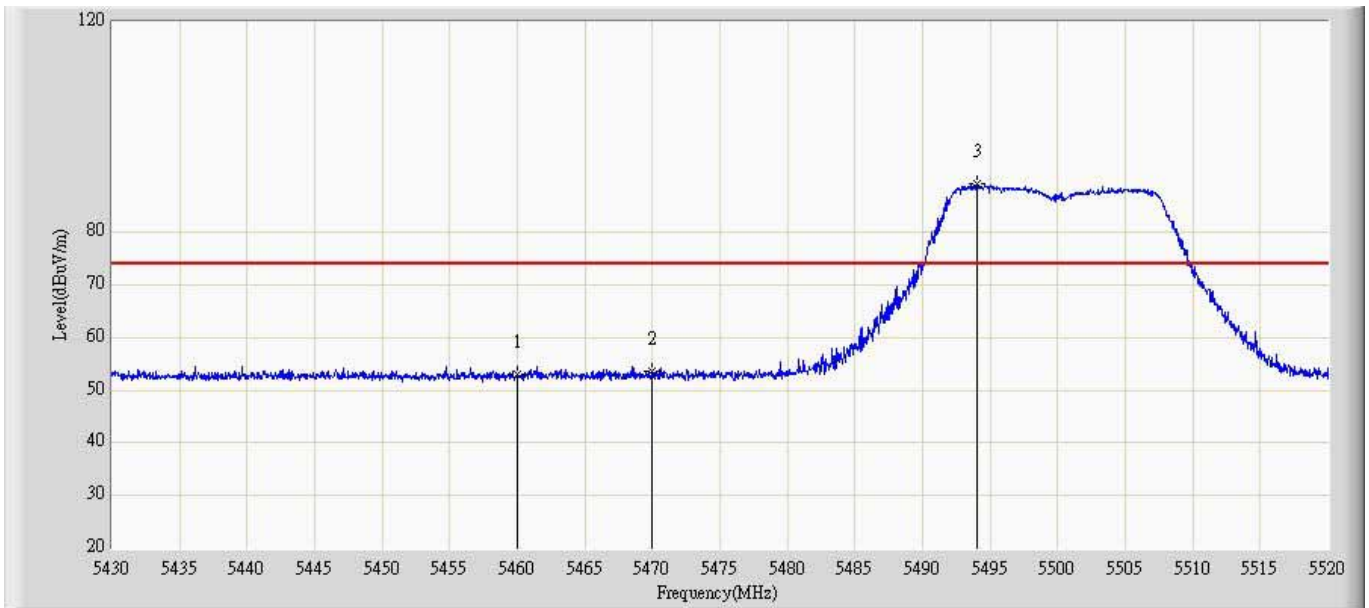
No	Flag	Mark	Frequency (MHz)	Measure Level (dBuV/m)	Reading Level (dBuV)	Over Limit (dB)	Limit (dBuV/m)	Factor	Type
1			5460.000	53.903	13.522	-20.097	74.000	40.382	PK
2			5470.000	54.692	14.296	-33.608	88.300	40.395	PK
3		*	5496.510	104.176	63.743	N/A	N/A	40.433	PK

Engineer: Toms	
Site: AC5	Time: 2013/04/07 - 10:57
Limit: FCC_Part15.209_RE(3m)	Margin: 0
Probe: Horn_3117_988(1-18GHz)	Polarity: Vertical
EUT: WIRELESS-ABGN 3X3 NETWORK MINI PCIE ADAPTER	Power: AC 120V/60Hz
Note: Mode1: Transmit at channel 5500MHz by 802.11a Chain 0	



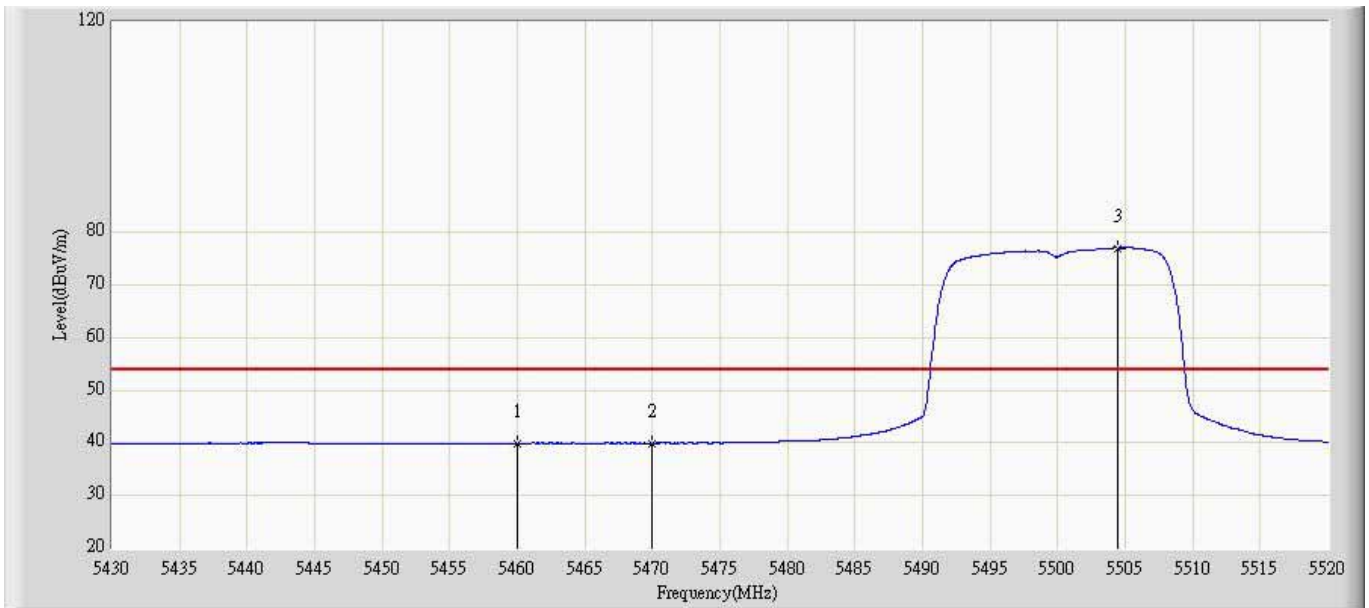
No	Flag	Mark	Frequency (MHz)	Measure Level (dBuV/m)	Reading Level (dBuV)	Over Limit (dB)	Limit (dBuV/m)	Factor	Type
1			5460.000	41.177	0.796	-12.823	54.000	40.382	AV
2			5470.000	41.373	0.977	-26.927	68.300	40.395	AV
3		*	5495.160	92.588	52.157	N/A	N/A	40.431	AV

Engineer: Toms	
Site: AC5	Time: 2013/04/07 - 10:57
Limit: FCC_Part15.209_RE(3m)	Margin: 0
Probe: Horn_3117_988(1-18GHz)	Polarity: Horizontal
EUT: WIRELESS-ABGN 3X3 NETWORK MINI PCIE ADAPTER	Power: AC 120V/60Hz
Note: Mode1: Transmit at channel 5500MHz by 802.11a Chain 0	



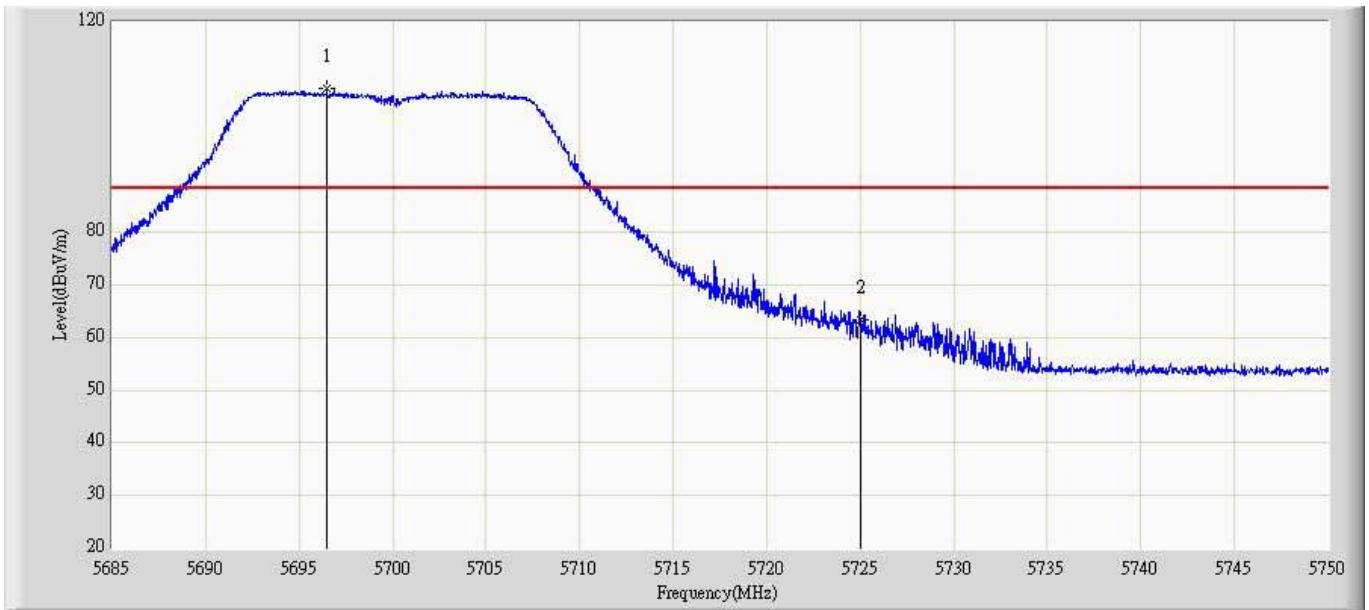
No	Flag	Mark	Frequency (MHz)	Measure Level (dBuV/m)	Reading Level (dBuV)	Over Limit (dB)	Limit (dBuV/m)	Factor	Type
1			5460.000	52.965	12.467	-21.035	74.000	40.498	PK
2			5470.000	53.505	12.998	-34.795	88.300	40.507	PK
3		*	5494.080	89.262	48.730	N/A	N/A	40.532	PK

Engineer: Toms	
Site: AC5	Time: 2013/04/07 - 10:58
Limit: FCC_Part15.209_RE(3m)	Margin: 0
Probe: Horn_3117_988(1-18GHz)	Polarity: Horizontal
EUT: WIRELESS-ABGN 3X3 NETWORK MINI PCIE ADAPTER	Power: AC 120V/60Hz
Note: Mode1: Transmit at channel 5500MHz by 802.11a Chain 0	



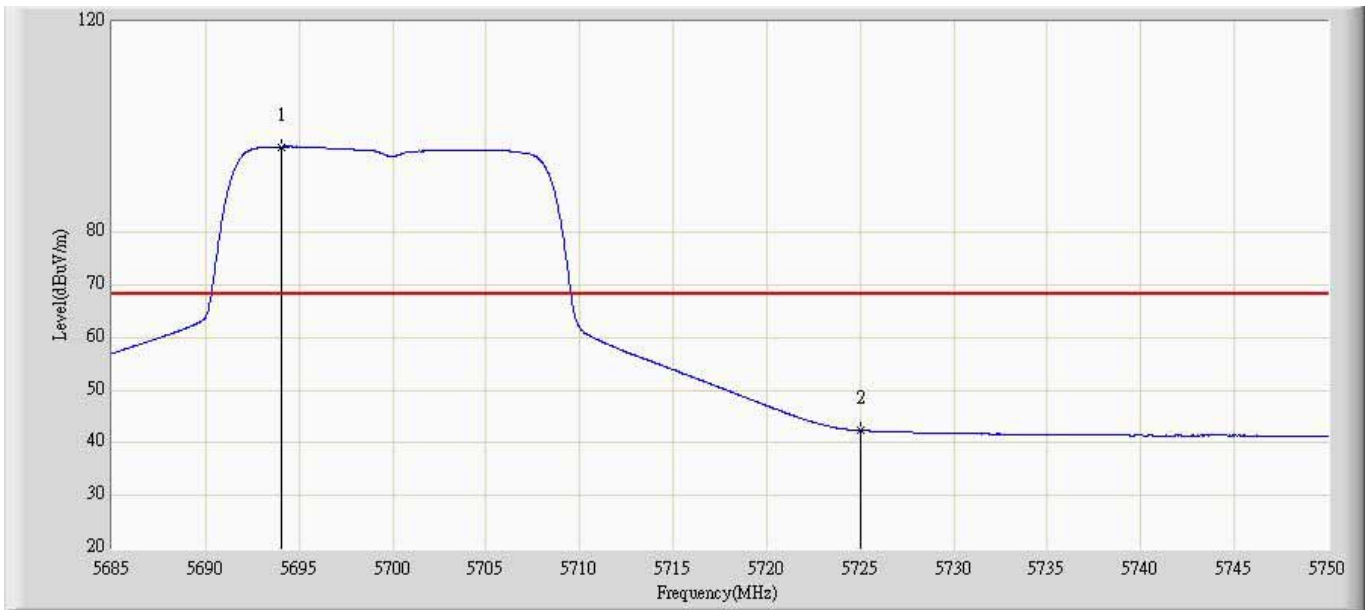
No	Flag	Mark	Frequency (MHz)	Measure Level (dBuV/m)	Reading Level (dBuV)	Over Limit (dB)	Limit (dBuV/m)	Factor	Type
1			5460.000	39.910	-0.588	-14.090	54.000	40.498	AV
2			5470.000	39.961	-0.546	-28.339	68.300	40.507	AV
3		*	5504.430	77.033	36.490	N/A	N/A	40.544	AV

Engineer: Toms	
Site: AC5	Time: 2013/04/07 - 10:59
Limit: FCC_Part15.407_RE(3m)	Margin: 0
Probe: Horn_3117_988(1-18GHz)	Polarity: Vertical
EUT: WIRELESS-ABGN 3X3 NETWORK MINI PCIE ADAPTER	Power: AC 120V/60Hz
Note: Mode1: Transmit at channel 5700MHz by 802.11a Chain 0	



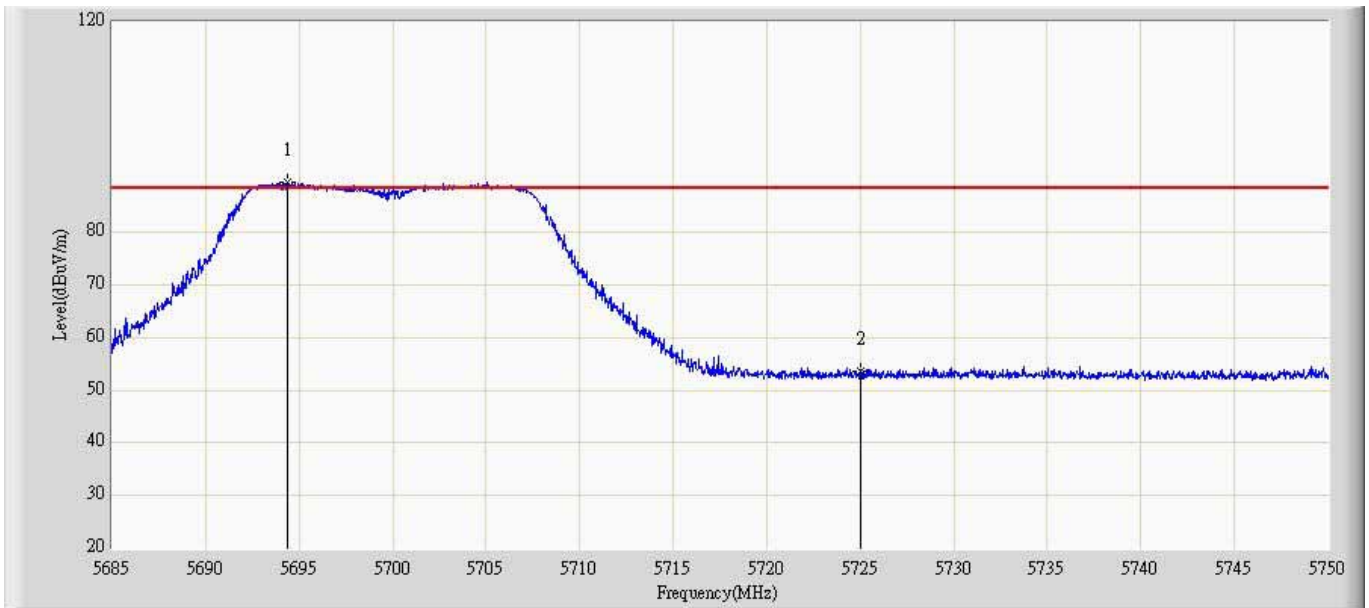
No	Flag	Mark	Frequency (MHz)	Measure Level (dBuV/m)	Reading Level (dBuV)	Over Limit (dB)	Limit (dBuV/m)	Factor	Type
1		*	5696.473	107.268	66.475	N/A	N/A	40.793	PK
2			5725.000	63.413	22.593	-24.887	88.300	40.820	PK

Engineer: Toms	
Site: AC5	Time: 2013/04/07 - 11:01
Limit: FCC_Part15.407_RE(3m)	Margin: 0
Probe: Horn_3117_988(1-18GHz)	Polarity: Vertical
EUT: WIRELESS-ABGN 3X3 NETWORK MINI PCIE ADAPTER	Power: AC 120V/60Hz
Note: Mode1: Transmit at channel 5700MHz by 802.11a Chain 0	



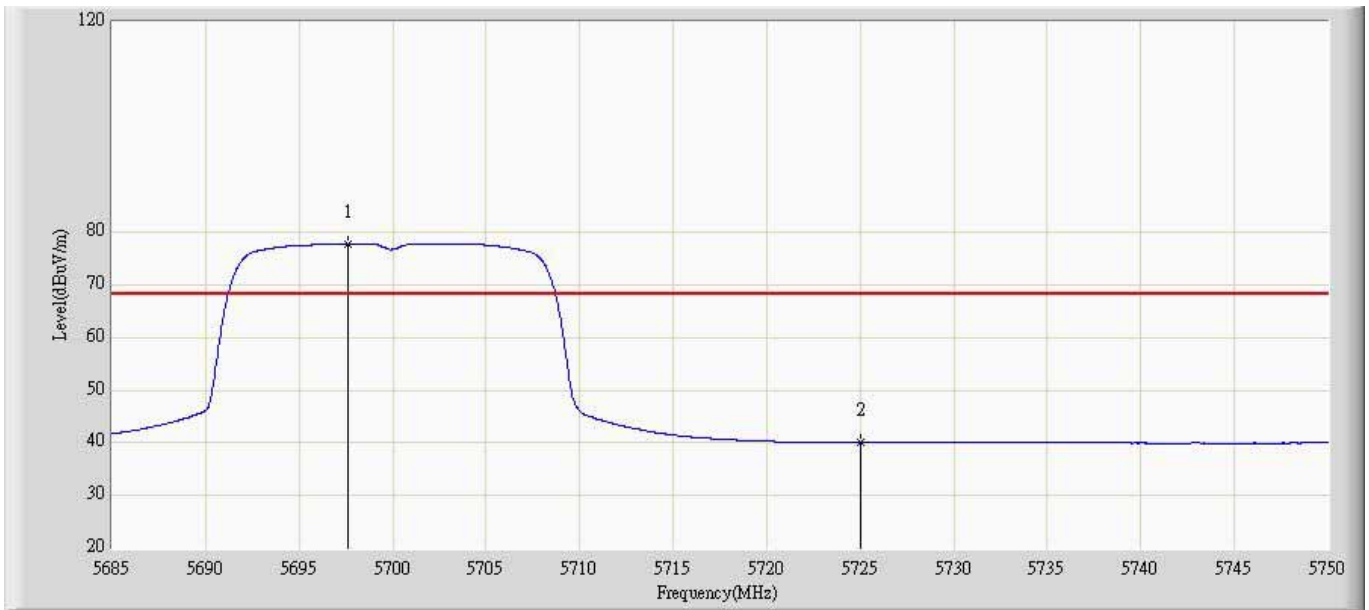
No	Flag	Mark	Frequency (MHz)	Measure Level (dBuV/m)	Reading Level (dBuV)	Over Limit (dB)	Limit (dBuV/m)	Factor	Type
1		*	5694.067	96.280	55.489	N/A	N/A	40.792	AV
2			5725.000	42.359	1.539	-25.941	68.300	40.820	AV

Engineer: Toms	
Site: AC5	Time: 2013/04/07 - 11:02
Limit: FCC_Part15.407_RE(3m)	Margin: 0
Probe: Horn_3117_988(1-18GHz)	Polarity: Horizontal
EUT: WIRELESS-ABGN 3X3 NETWORK MINI PCIE ADAPTER	Power: AC 120V/60Hz
Note: Mode1: Transmit at channel 5700MHz by 802.11a Chain 0	



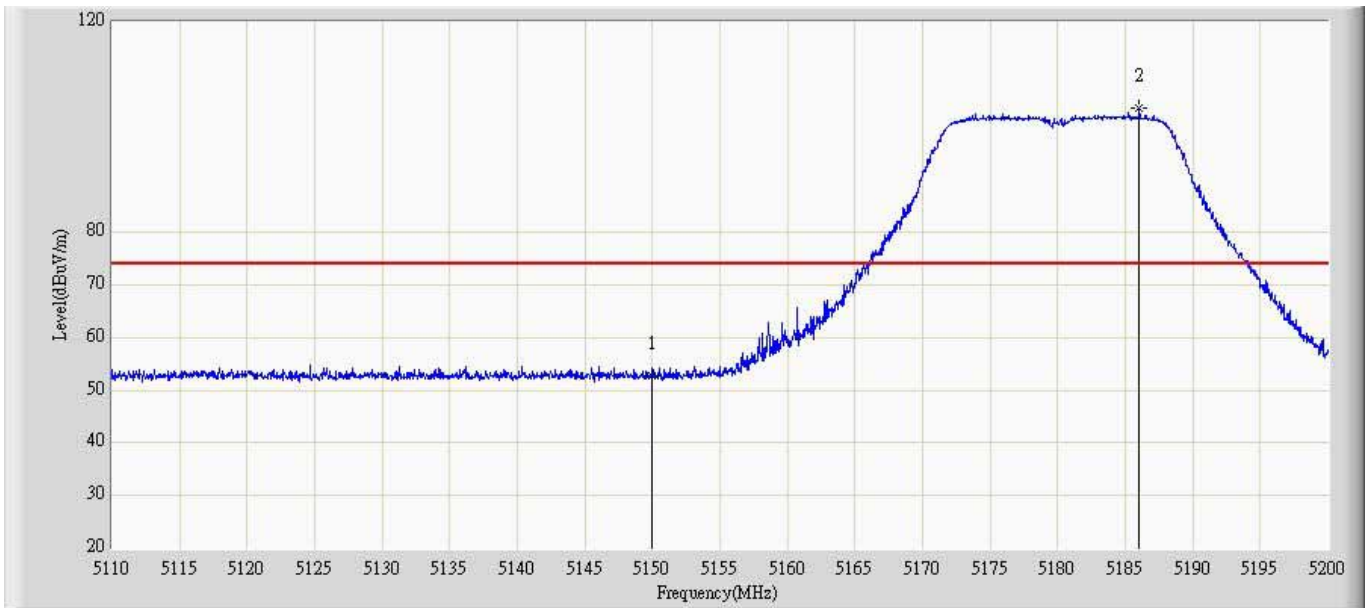
No	Flag	Mark	Frequency (MHz)	Measure Level (dBuV/m)	Reading Level (dBuV)	Over Limit (dB)	Limit (dBuV/m)	Factor	Type
1		*	5694.393	89.445	48.631	N/A	N/A	40.815	PK
2			5725.000	53.515	12.685	-34.785	88.300	40.830	PK

Engineer: Toms	
Site: AC5	Time: 2013/04/07 - 11:04
Limit: FCC_Part15.407_RE(3m)	Margin: 0
Probe: Horn_3117_988(1-18GHz)	Polarity: Horizontal
EUT: WIRELESS-ABGN 3X3 NETWORK MINI PCIE ADAPTER	Power: AC 120V/60Hz
Note: Mode1: Transmit at channel 5700MHz by 802.11a Chain 0	



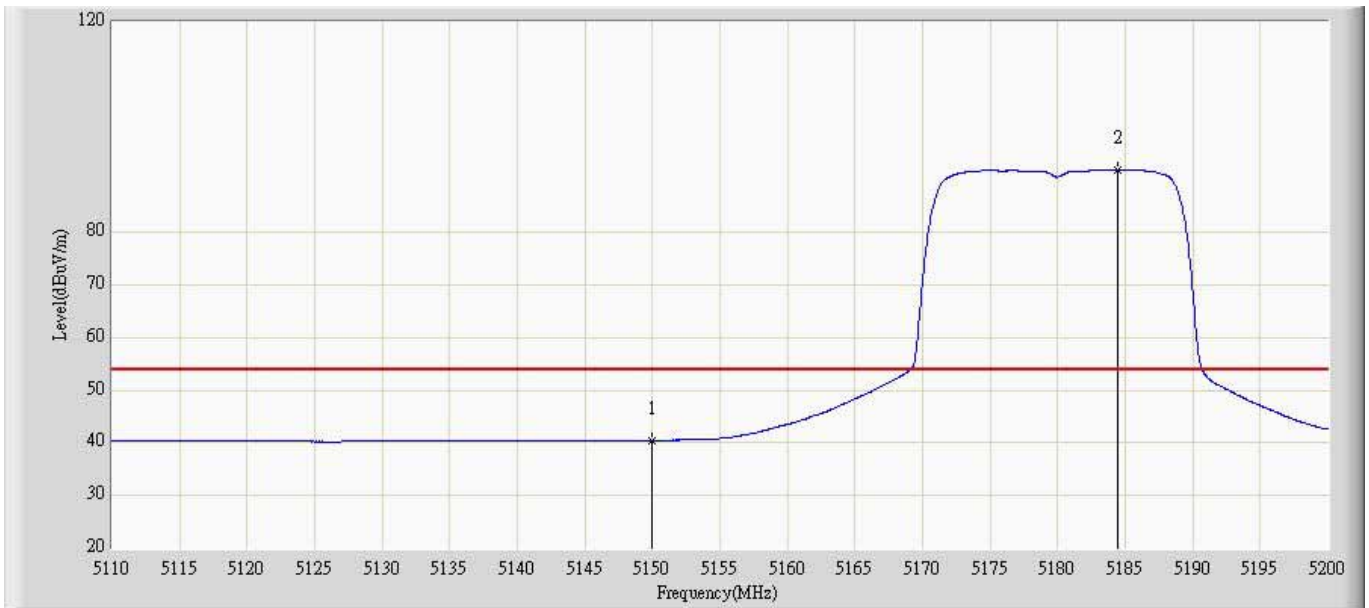
No	Flag	Mark	Frequency (MHz)	Measure Level (dBuV/m)	Reading Level (dBuV)	Over Limit (dB)	Limit (dBuV/m)	Factor	Type
1		*	5697.610	77.781	36.966	N/A	N/A	40.815	AV
2			5725.000	40.096	-0.734	-28.204	68.300	40.830	AV

Engineer: Toms	
Site: AC5	Time: 2013/04/07 - 11:05
Limit: FCC_Part15.209_RE(3m)	Margin: 0
Probe: Horn_3117_988(1-18GHz)	Polarity: Vertical
EUT: WIRELESS-ABGN 3X3 NETWORK MINI PCIE ADAPTER	Power: AC 120V/60Hz
Note: Mode2: Transmit at channel 5180MHz by 802.11n20 Chain 0	



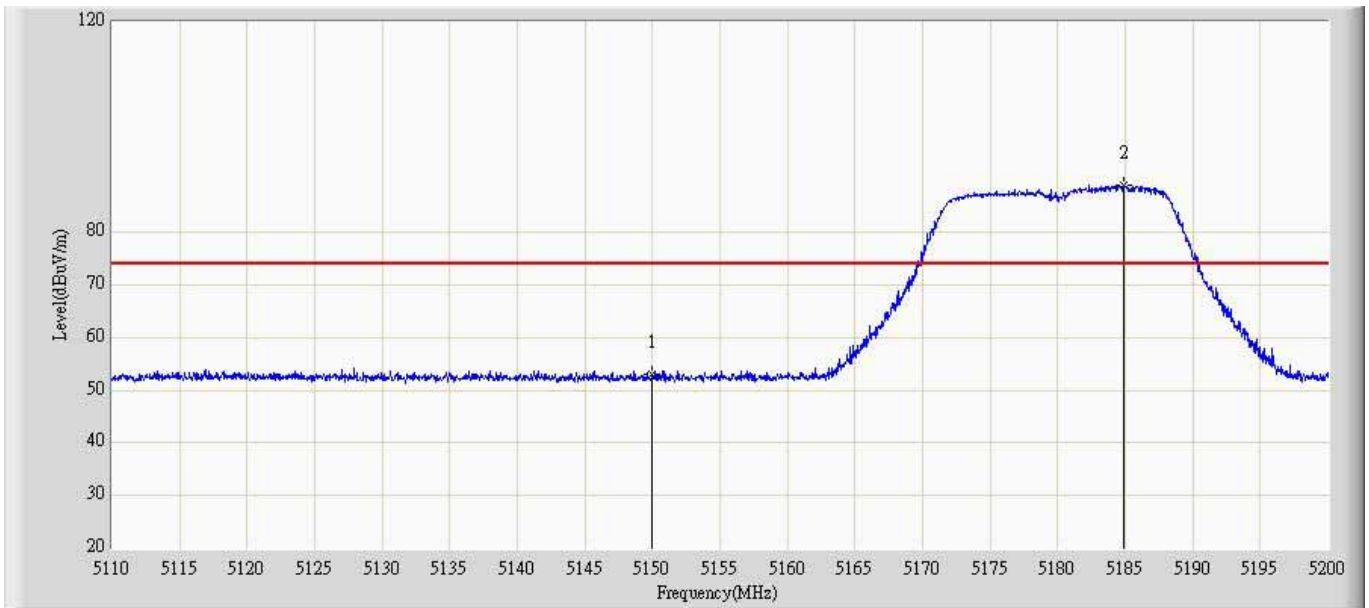
No	Flag	Mark	Frequency (MHz)	Measure Level (dBuV/m)	Reading Level (dBuV)	Over Limit (dB)	Limit (dBuV/m)	Factor	Type
1			5150.000	52.712	12.731	-21.288	74.000	39.981	PK
2		*	5186.050	103.598	63.593	N/A	N/A	40.005	PK

Engineer: Toms	
Site: AC5	Time: 2013/04/07 - 11:07
Limit: FCC_Part15.209_RE(3m)	Margin: 0
Probe: Horn_3117_988(1-18GHz)	Polarity: Vertical
EUT: WIRELESS-ABGN 3X3 NETWORK MINI PCIE ADAPTER	Power: AC 120V/60Hz
Note: Mode2: Transmit at channel 5180MHz by 802.11n20 Chain 0	



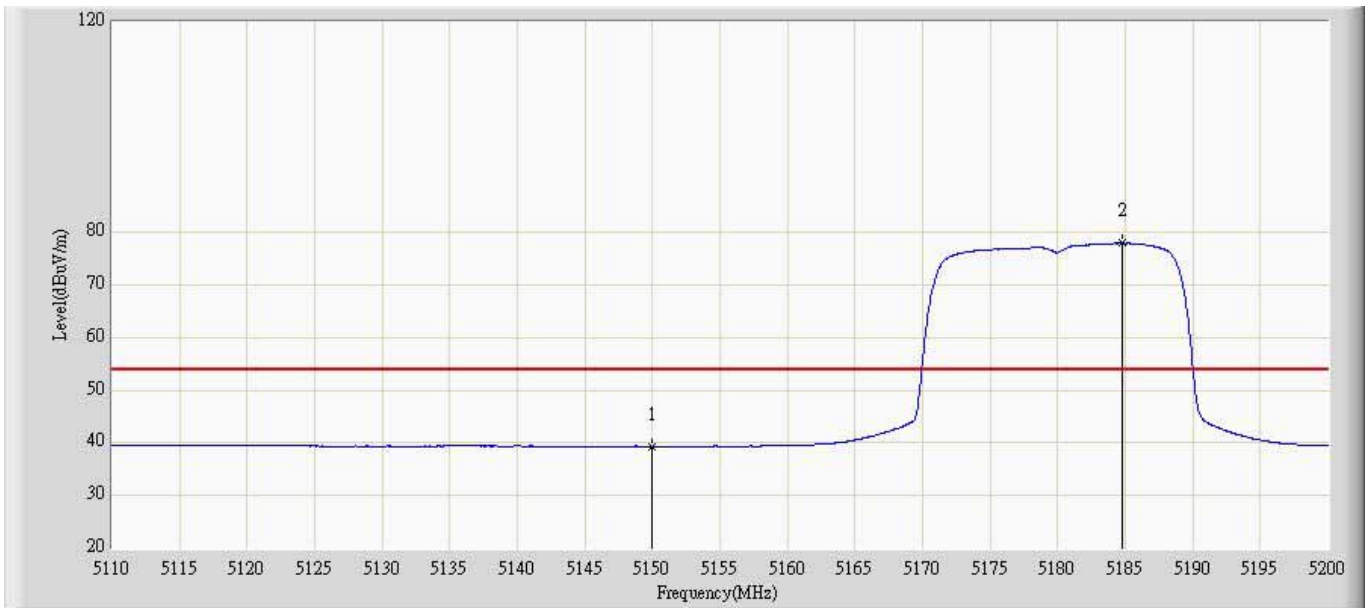
No	Flag	Mark	Frequency (MHz)	Measure Level (dBuV/m)	Reading Level (dBuV)	Over Limit (dB)	Limit (dBuV/m)	Factor	Type
1			5150.000	40.497	0.516	-13.503	54.000	39.981	AV
2		*	5184.430	91.900	51.897	N/A	N/A	40.003	AV

Engineer: Toms	
Site: AC5	Time: 2013/04/07 - 11:07
Limit: FCC_Part15.209_RE(3m)	Margin: 0
Probe: Horn_3117_988(1-18GHz)	Polarity: Horizontal
EUT: WIRELESS-ABGN 3X3 NETWORK MINI PCIE ADAPTER	Power: AC 120V/60Hz
Note: Mode2: Transmit at channel 5180MHz by 802.11n20 Chain 0	



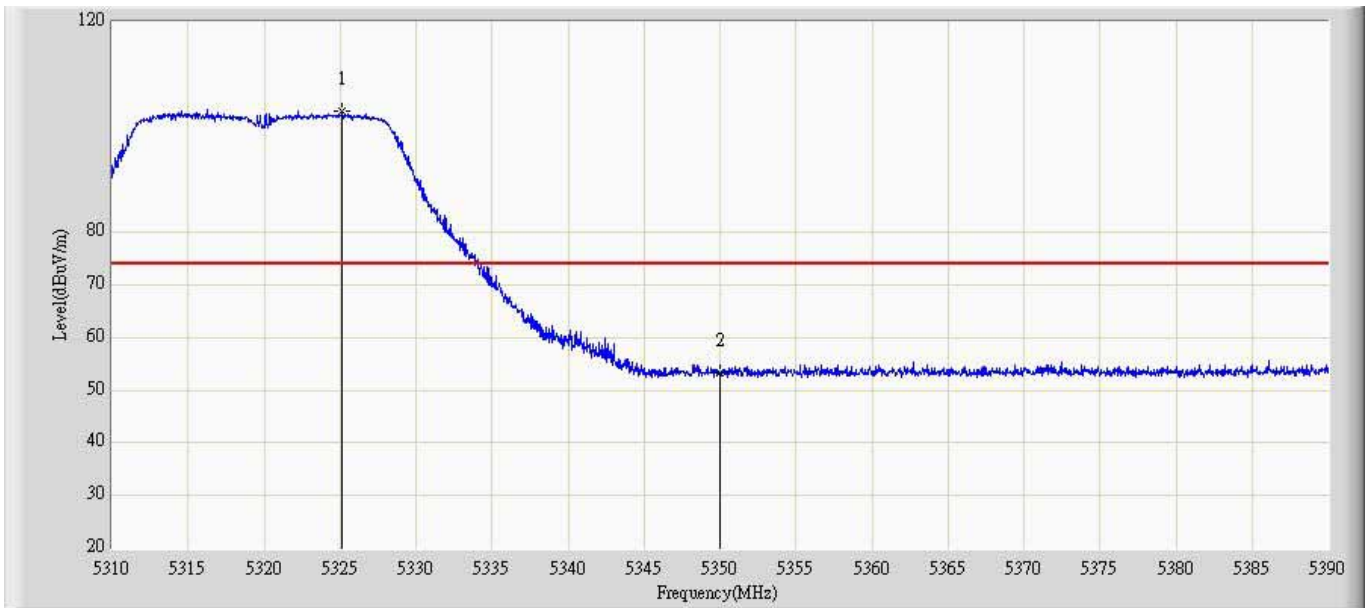
No	Flag	Mark	Frequency (MHz)	Measure Level (dBuV/m)	Reading Level (dBuV)	Over Limit (dB)	Limit (dBuV/m)	Factor	Type
1			5150.000	53.031	13.010	-20.969	74.000	40.021	PK
2		*	5184.835	88.936	48.837	N/A	N/A	40.099	PK

Engineer: Toms	
Site: AC5	Time: 2013/04/07 - 11:10
Limit: FCC_Part15.209_RE(3m)	Margin: 0
Probe: Horn_3117_988(1-18GHz)	Polarity: Horizontal
EUT: WIRELESS-ABGN 3X3 NETWORK MINI PCIE ADAPTER	Power: AC 120V/60Hz
Note: Mode2: Transmit at channel 5180MHz by 802.11n20 Chain 0	



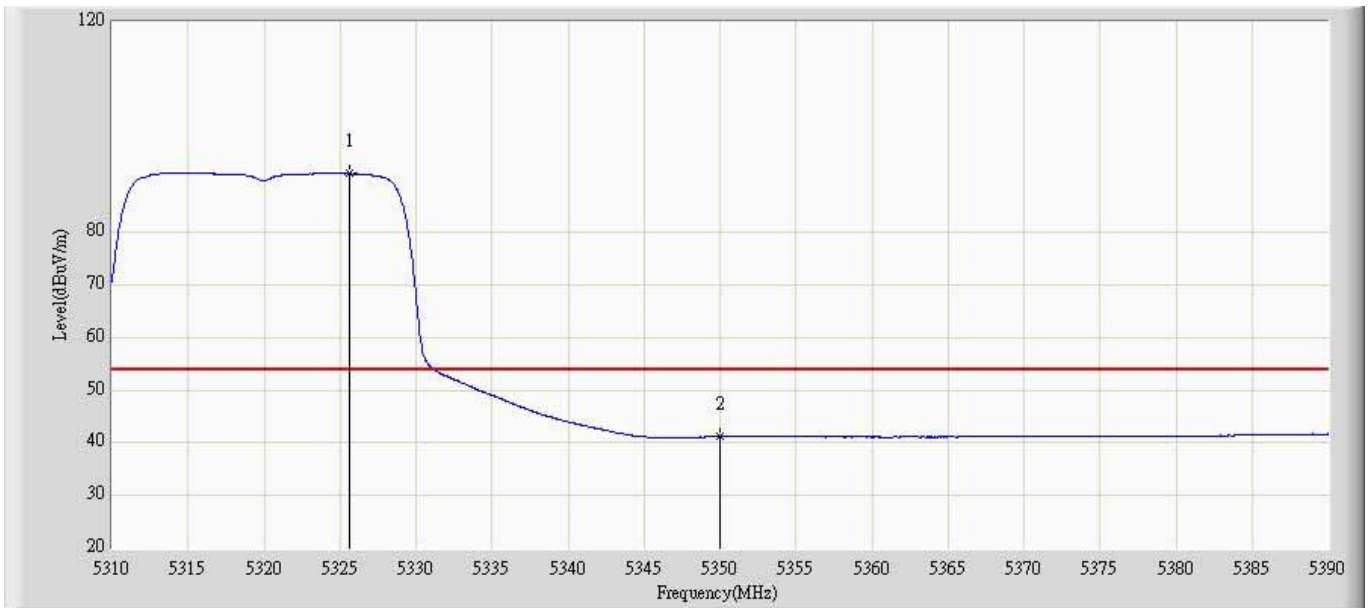
No	Flag	Mark	Frequency (MHz)	Measure Level (dBuV/m)	Reading Level (dBuV)	Over Limit (dB)	Limit (dBuV/m)	Factor	Type
1			5150.000	39.357	-0.664	-14.643	54.000	40.021	AV
2		*	5184.745	77.922	37.823	N/A	N/A	40.098	AV

Engineer: Toms	
Site: AC5	Time: 2013/04/07 - 11:12
Limit: FCC_Part15.209_RE(3m)	Margin: 0
Probe: Horn_3117_988(1-18GHz)	Polarity: Vertical
EUT: WIRELESS-ABGN 3X3 NETWORK MINI PCIE ADAPTER	Power: AC 120V/60Hz
Note: Mode2: Transmit at channel 5320MHz by 802.11n20 Chain 0	



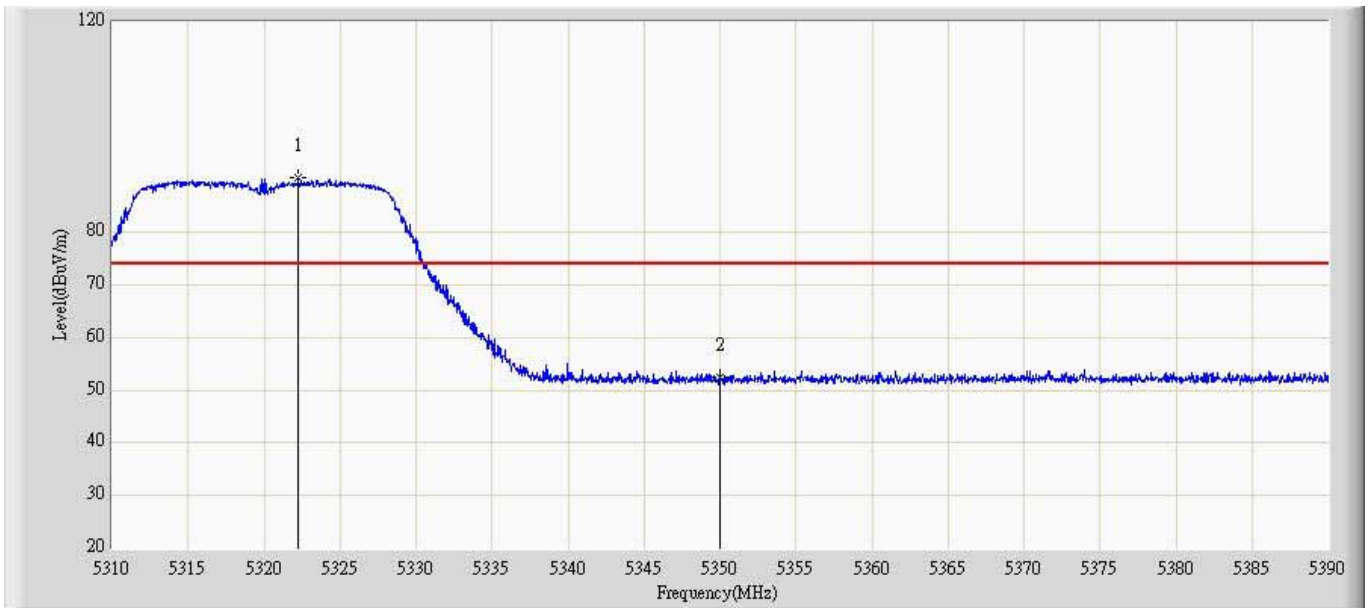
No	Flag	Mark	Frequency (MHz)	Measure Level (dBuV/m)	Reading Level (dBuV)	Over Limit (dB)	Limit (dBuV/m)	Factor	Type
1		*	5325.160	102.940	62.790	N/A	N/A	40.150	PK
2			5350.000	53.191	13.012	-20.809	74.000	40.179	PK

Engineer: Toms	
Site: AC5	Time: 2013/04/07 - 11:14
Limit: FCC_Part15.209_RE(3m)	Margin: 0
Probe: Horn_3117_988(1-18GHz)	Polarity: Vertical
EUT: WIRELESS-ABGN 3X3 NETWORK MINI PCIE ADAPTER	Power: AC 120V/60Hz
Note: Mode2: Transmit at channel 5320MHz by 802.11n20 Chain 0	



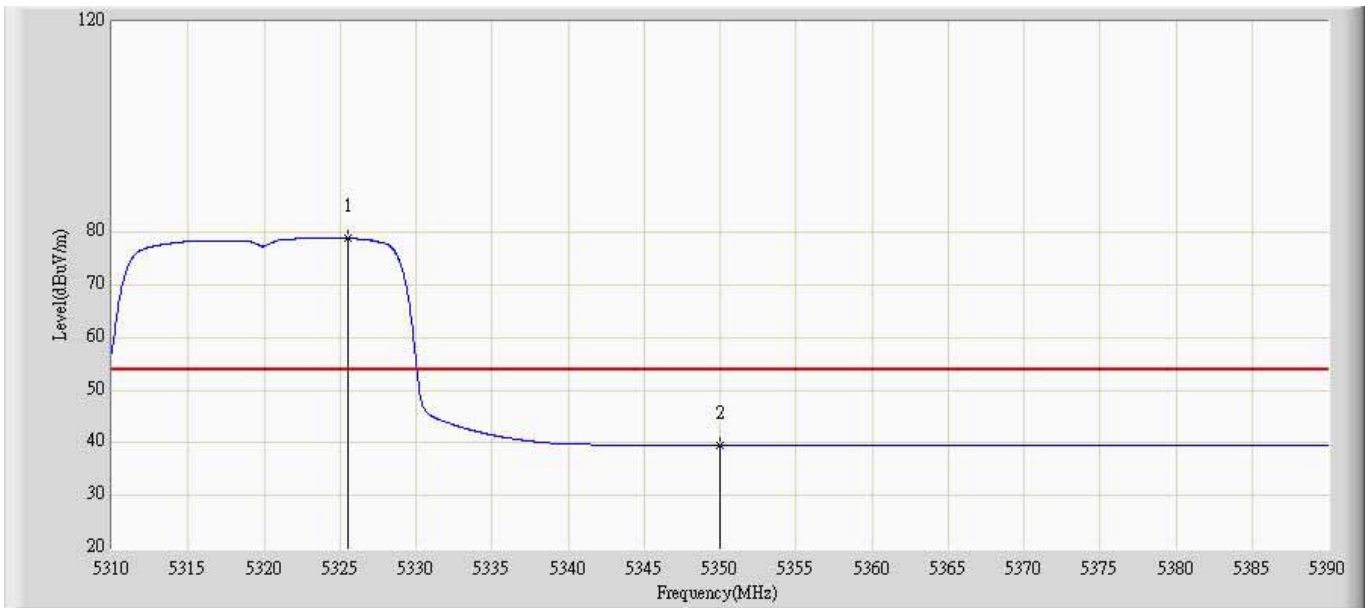
No	Flag	Mark	Frequency (MHz)	Measure Level (dBuV/m)	Reading Level (dBuV)	Over Limit (dB)	Limit (dBuV/m)	Factor	Type
1		*	5325.640	91.137	50.987	N/A	N/A	40.150	AV
2			5350.000	41.165	0.986	-12.835	54.000	40.179	AV

Engineer: Toms	
Site: AC5	Time: 2013/04/07 - 11:14
Limit: FCC_Part15.209_RE(3m)	Margin: 0
Probe: Horn_3117_988(1-18GHz)	Polarity: Horizontal
EUT: WIRELESS-ABGN 3X3 NETWORK MINI PCIE ADAPTER	Power: AC 120V/60Hz
Note: Mode2: Transmit at channel 5320MHz by 802.11n20 Chain 0	



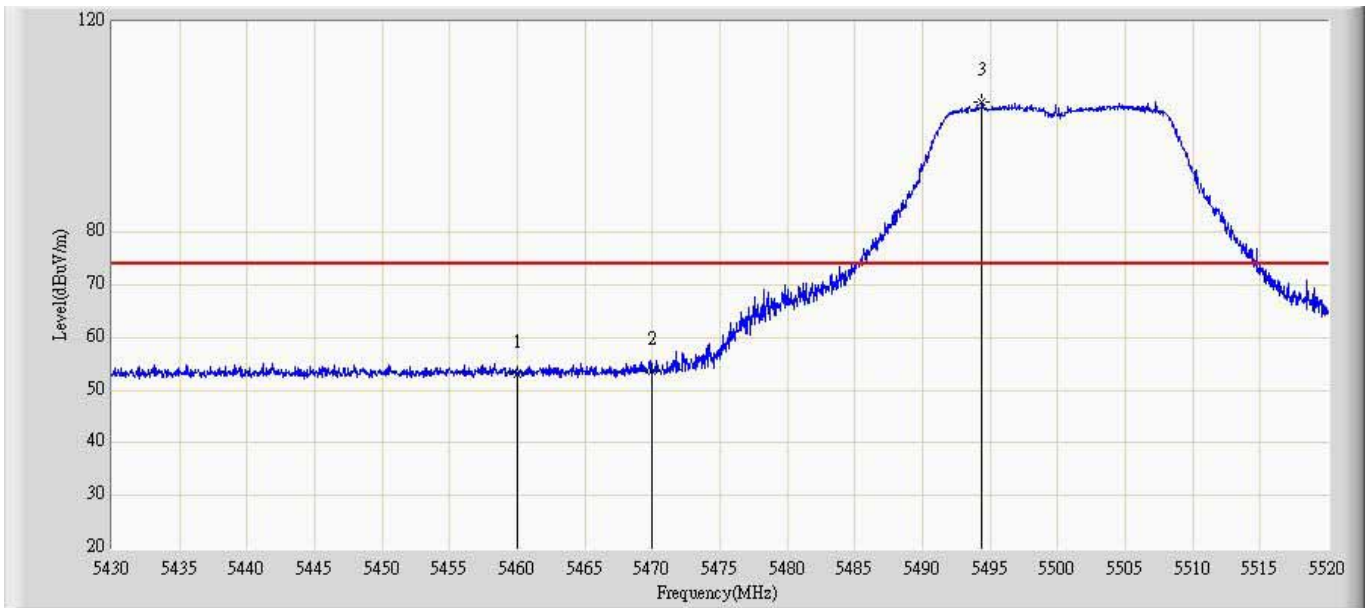
No	Flag	Mark	Frequency (MHz)	Measure Level (dBuV/m)	Reading Level (dBuV)	Over Limit (dB)	Limit (dBuV/m)	Factor	Type
1		*	5322.240	90.464	50.145	N/A	N/A	40.319	PK
2			5350.000	52.514	12.175	-21.486	74.000	40.339	PK

Engineer: Toms	
Site: AC5	Time: 2013/04/07 - 11:16
Limit: FCC_Part15.209_RE(3m)	Margin: 0
Probe: Horn_3117_988(1-18GHz)	Polarity: Horizontal
EUT: WIRELESS-ABGN 3X3 NETWORK MINI PCIE ADAPTER	Power: AC 120V/60Hz
Note: Mode2: Transmit at channel 5320MHz by 802.11n20 Chain 0	



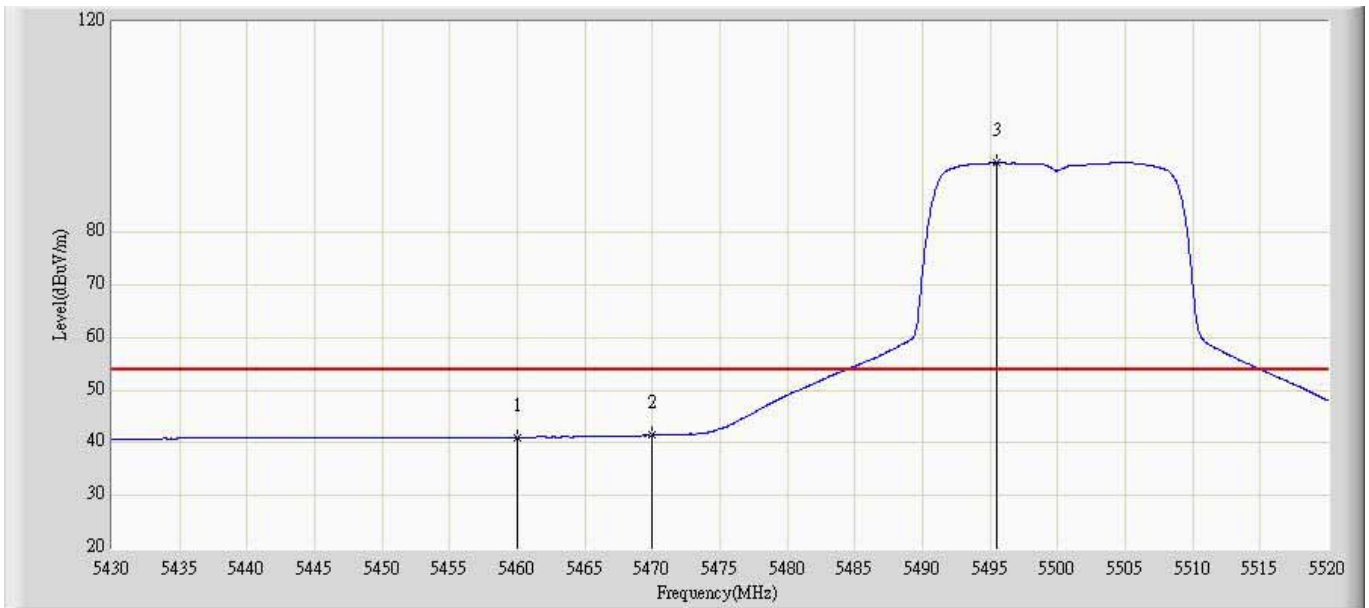
No	Flag	Mark	Frequency (MHz)	Measure Level (dBuV/m)	Reading Level (dBuV)	Over Limit (dB)	Limit (dBuV/m)	Factor	Type
1		*	5325.520	78.855	38.535	N/A	N/A	40.320	AV
2			5350.000	39.558	-0.781	-14.442	54.000	40.339	AV

Engineer: Toms	
Site: AC5	Time: 2013/04/07 - 11:17
Limit: FCC_Part15.209_RE(3m)	Margin: 0
Probe: Horn_3117_988(1-18GHz)	Polarity: Vertical
EUT: WIRELESS-ABGN 3X3 NETWORK MINI PCIE ADAPTER	Power: AC 120V/60Hz
Note: Mode2: Transmit at channel 5500MHz by 802.11n20 Chain 0	



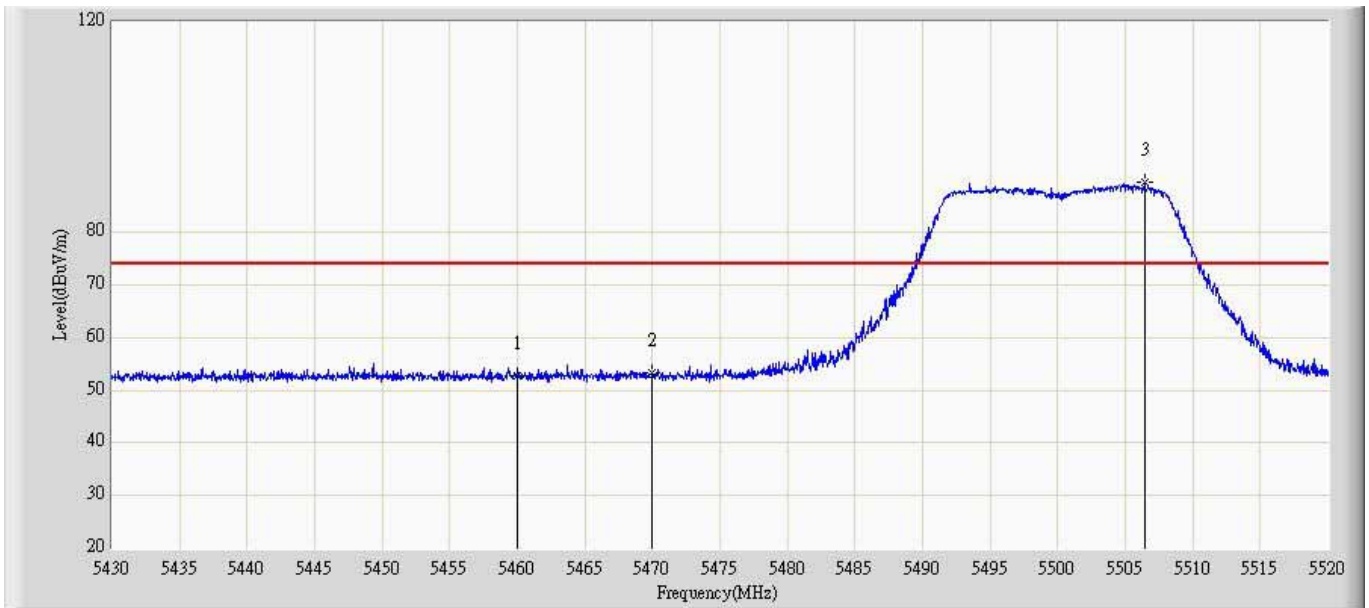
No	Flag	Mark	Frequency (MHz)	Measure Level (dBuV/m)	Reading Level (dBuV)	Over Limit (dB)	Limit (dBuV/m)	Factor	Type
1			5460.000	53.184	12.803	-20.816	74.000	40.382	PK
2			5470.000	53.746	13.350	-34.554	88.300	40.395	PK
3		*	5494.395	104.830	64.400	N/A	N/A	40.430	PK

Engineer: Toms	
Site: AC5	Time: 2013/04/07 - 11:18
Limit: FCC_Part15.209_RE(3m)	Margin: 0
Probe: Horn_3117_988(1-18GHz)	Polarity: Vertical
EUT: WIRELESS-ABGN 3X3 NETWORK MINI PCIE ADAPTER	Power: AC 120V/60Hz
Note: Mode2: Transmit at channel 5500MHz by 802.11n20 Chain 0	



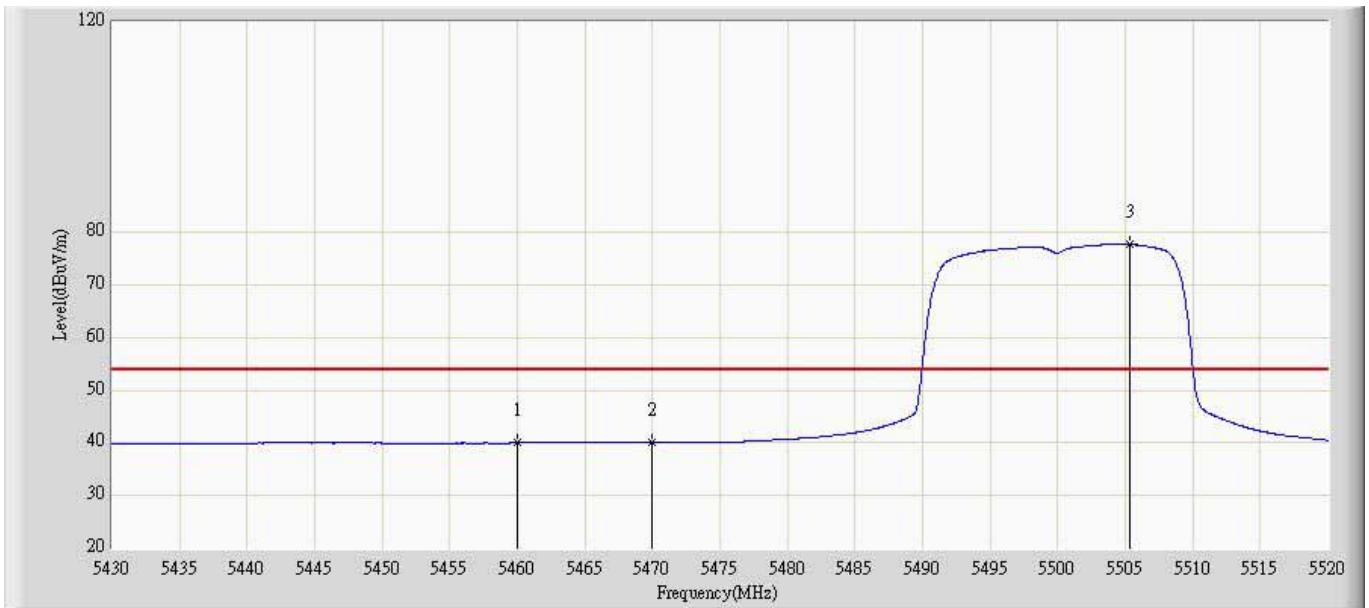
No	Flag	Mark	Frequency (MHz)	Measure Level (dBuV/m)	Reading Level (dBuV)	Over Limit (dB)	Limit (dBuV/m)	Factor	Type
1			5460.000	41.059	0.678	-12.941	54.000	40.382	AV
2			5470.000	41.410	1.014	-26.890	68.300	40.395	AV
3		*	5495.475	93.148	52.717	N/A	N/A	40.431	AV

Engineer: Toms	
Site: AC5	Time: 2013/04/07 - 11:20
Limit: FCC_Part15.209_RE(3m)	Margin: 0
Probe: Horn_3117_988(1-18GHz)	Polarity: Horizontal
EUT: WIRELESS-ABGN 3X3 NETWORK MINI PCIE ADAPTER	Power: AC 120V/60Hz
Note: Mode2: Transmit at channel 5500MHz by 802.11n20 Chain 0	



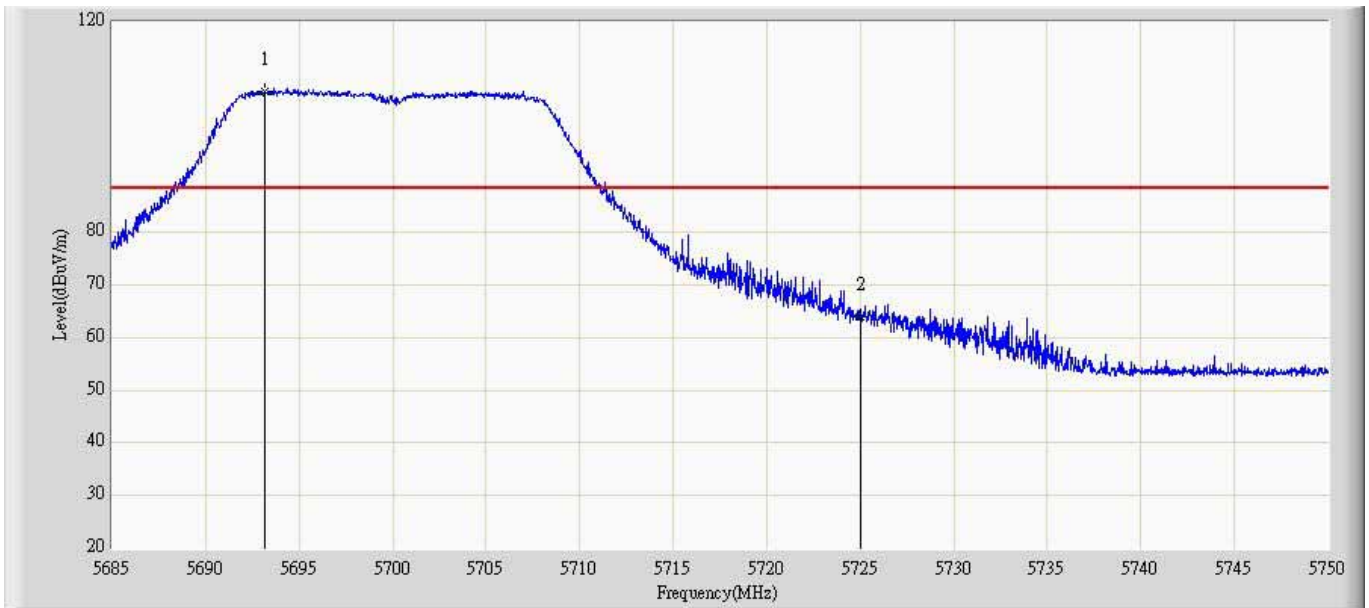
No	Flag	Mark	Frequency (MHz)	Measure Level (dBuV/m)	Reading Level (dBuV)	Over Limit (dB)	Limit (dBuV/m)	Factor	Type
1			5460.000	52.716	12.218	-21.284	74.000	40.498	PK
2			5470.000	53.316	12.809	-34.984	88.300	40.507	PK
3		*	5506.410	89.424	48.878	N/A	N/A	40.546	PK

Engineer: Toms	
Site: AC5	Time: 2013/04/07 - 11:21
Limit: FCC_Part15.209_RE(3m)	Margin: 0
Probe: Horn_3117_988(1-18GHz)	Polarity: Horizontal
EUT: WIRELESS-ABGN 3X3 NETWORK MINI PCIE ADAPTER	Power: AC 120V/60Hz
Note: Mode2: Transmit at channel 5500MHz by 802.11n20 Chain 0	



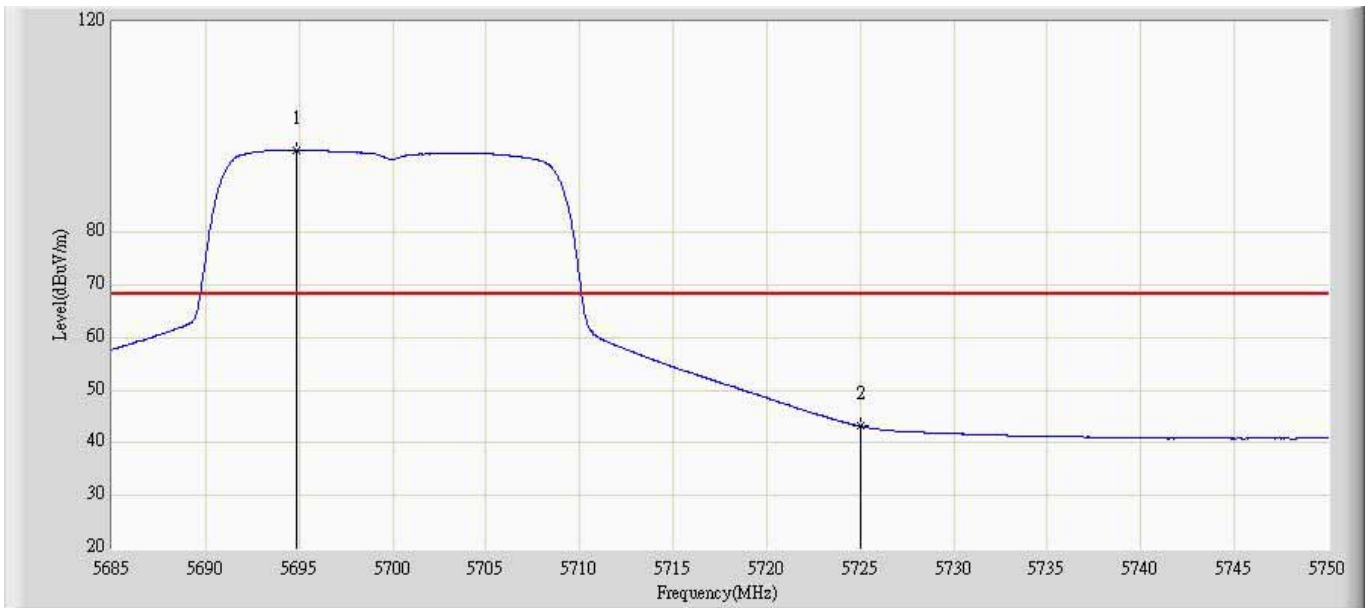
No	Flag	Mark	Frequency (MHz)	Measure Level (dBuV/m)	Reading Level (dBuV)	Over Limit (dB)	Limit (dBuV/m)	Factor	Type
1			5460.000	39.991	-0.507	-14.009	54.000	40.498	AV
2			5470.000	40.035	-0.472	-28.265	68.300	40.507	AV
3		*	5505.375	77.691	37.146	N/A	N/A	40.544	AV

Engineer: Toms	
Site: AC5	Time: 2013/04/07 - 11:23
Limit: FCC_Part15.407_RE(3m)	Margin: 0
Probe: Horn_3117_988(1-18GHz)	Polarity: Vertical
EUT: WIRELESS-ABGN 3X3 NETWORK MINI PCIE ADAPTER	Power: AC 120V/60Hz
Note: Mode2: Transmit at channel 5700MHz by 802.11n20 Chain 0	



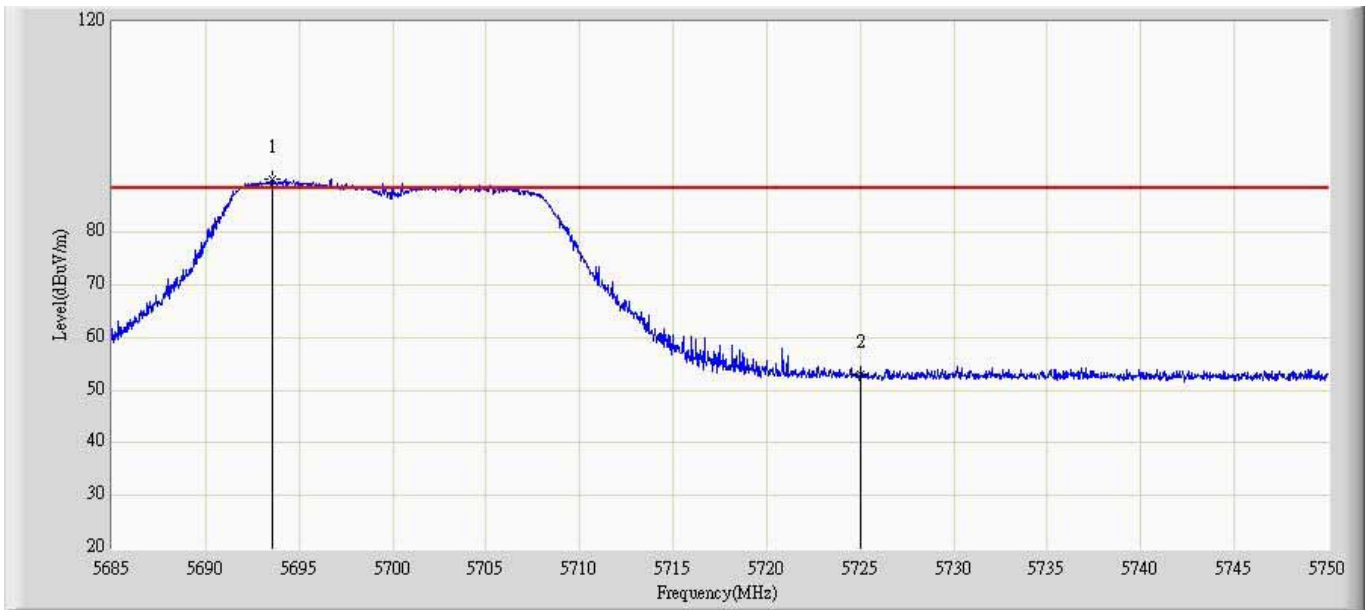
No	Flag	Mark	Frequency (MHz)	Measure Level (dBuV/m)	Reading Level (dBuV)	Over Limit (dB)	Limit (dBuV/m)	Factor	Type
1		*	5693.158	106.823	66.032	N/A	N/A	40.790	PK
2			5725.000	63.866	23.046	-24.434	88.300	40.820	PK

Engineer: Toms	
Site: AC5	Time: 2013/04/07 - 11:26
Limit: FCC_Part15.407_RE(3m)	Margin: 0
Probe: Horn_3117_988(1-18GHz)	Polarity: Vertical
EUT: WIRELESS-ABGN 3X3 NETWORK MINI PCIE ADAPTER	Power: AC 120V/60Hz
Note: Mode2: Transmit at channel 5700MHz by 802.11n20 Chain 0	



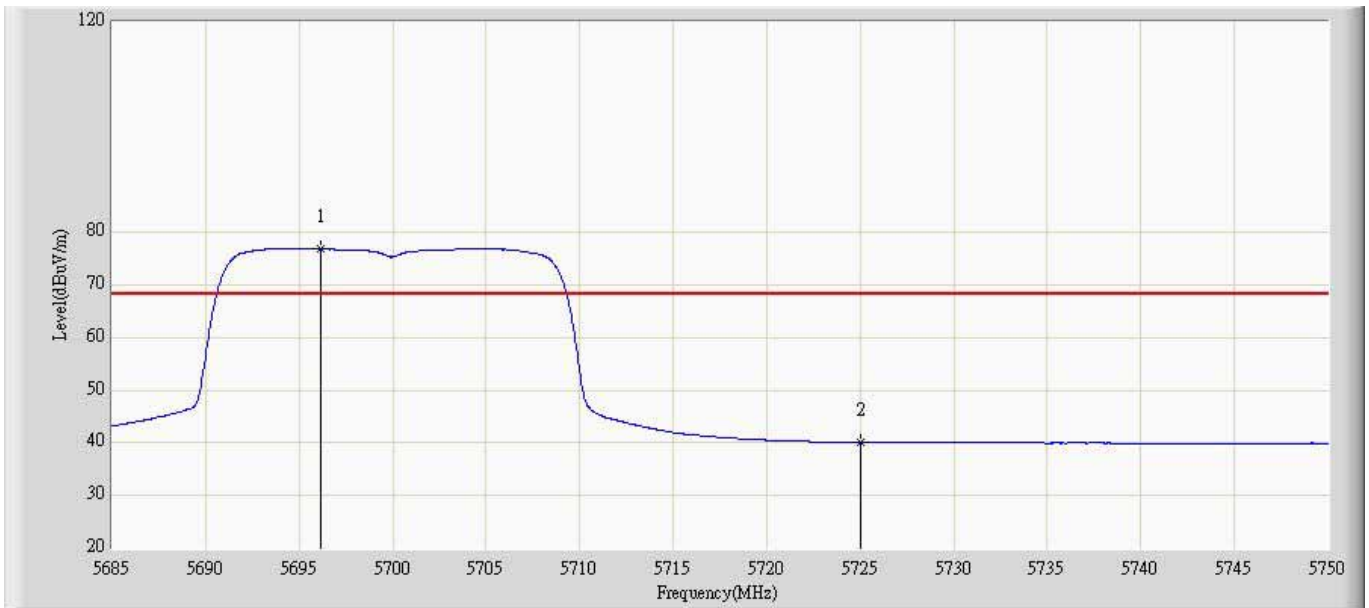
No	Flag	Mark	Frequency (MHz)	Measure Level (dBuV/m)	Reading Level (dBuV)	Over Limit (dB)	Limit (dBuV/m)	Factor	Type
1		*	5694.880	95.625	54.833	N/A	N/A	40.792	AV
2			5725.000	43.221	2.401	-25.079	68.300	40.820	AV

Engineer: Toms	
Site: AC5	Time: 2013/04/07 - 11:26
Limit: FCC_Part15.407_RE(3m)	Margin: 0
Probe: Horn_3117_988(1-18GHz)	Polarity: Horizontal
EUT: WIRELESS-ABGN 3X3 NETWORK MINI PCIE ADAPTER	Power: AC 120V/60Hz
Note: Mode2: Transmit at channel 5700MHz by 802.11n20 Chain 0	



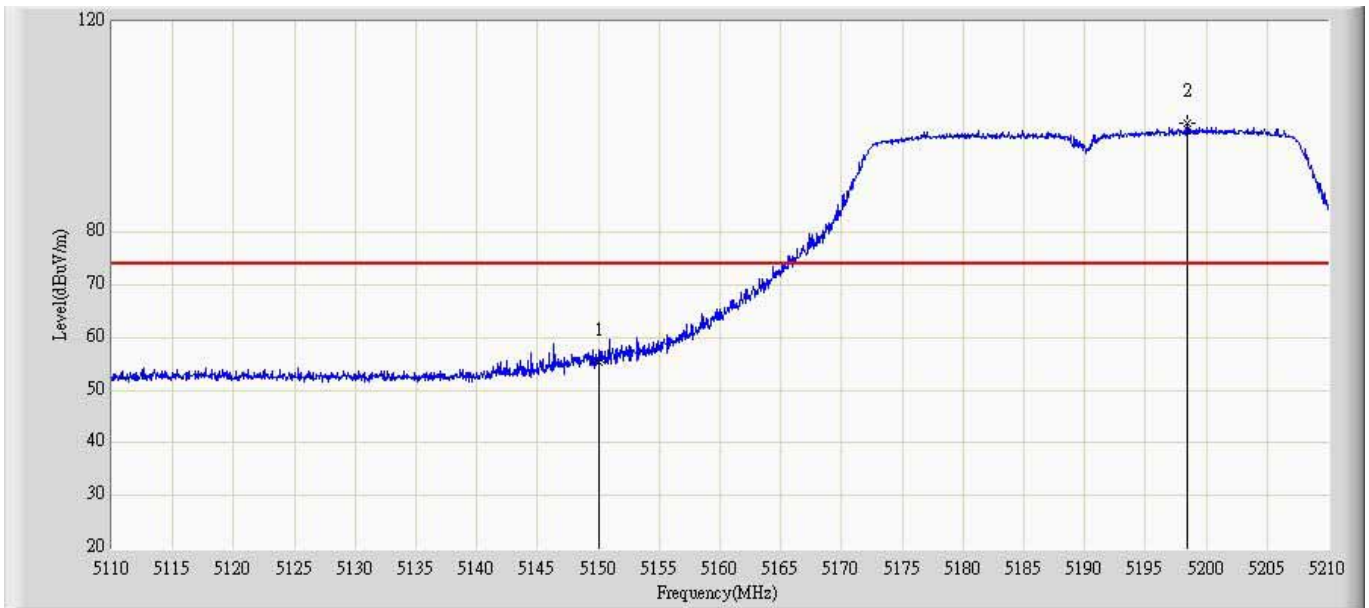
No	Flag	Mark	Frequency (MHz)	Measure Level (dBuV/m)	Reading Level (dBuV)	Over Limit (dB)	Limit (dBuV/m)	Factor	Type
1		*	5693.580	90.135	49.321	N/A	N/A	40.814	PK
2			5725.000	53.043	12.213	-35.257	88.300	40.830	PK

Engineer: Toms	
Site: AC5	Time: 2013/04/07 - 11:27
Limit: FCC_Part15.407_RE(3m)	Margin: 0
Probe: Horn_3117_988(1-18GHz)	Polarity: Horizontal
EUT: WIRELESS-ABGN 3X3 NETWORK MINI PCIE ADAPTER	Power: AC 120V/60Hz
Note: Mode2: Transmit at channel 5700MHz by 802.11n20 Chain 0	



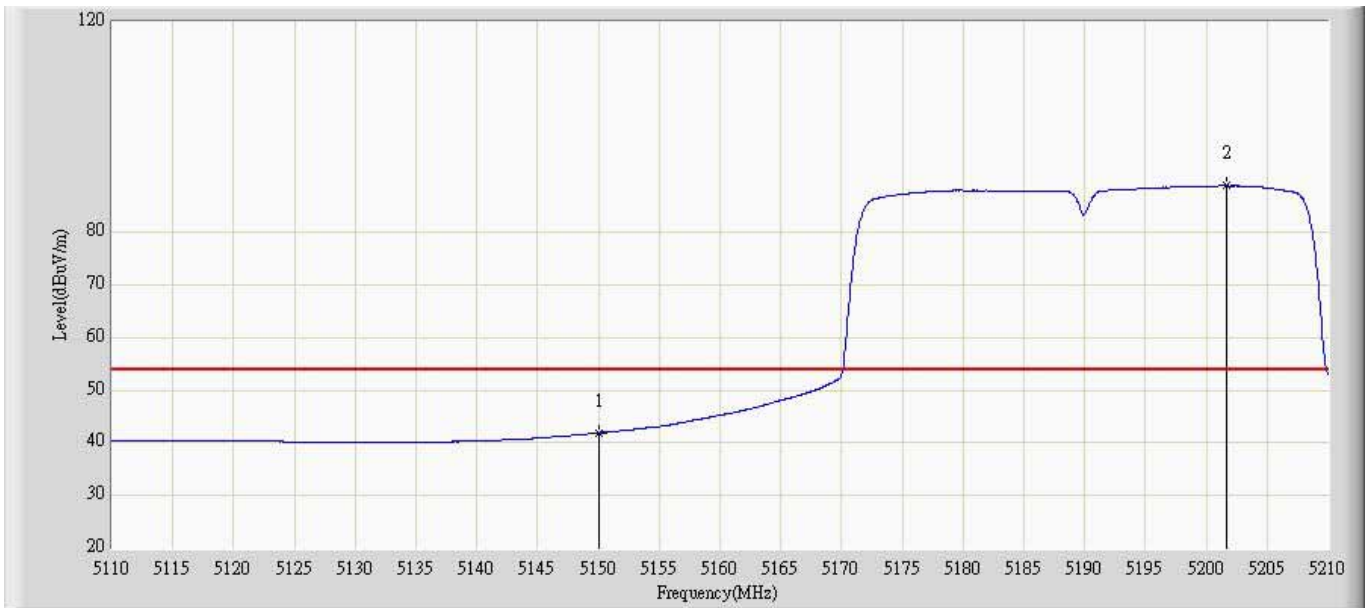
No	Flag	Mark	Frequency (MHz)	Measure Level (dBuV/m)	Reading Level (dBuV)	Over Limit (dB)	Limit (dBuV/m)	Factor	Type
1		*	5696.180	76.836	36.021	N/A	N/A	40.815	AV
2			5725.000	40.123	-0.707	-28.177	68.300	40.830	AV

Engineer: Toms	
Site: AC5	Time: 2013/04/07 - 11:28
Limit: FCC_Part15.209_RE(3m)	Margin: 0
Probe: Horn_3117_988(1-18GHz)	Polarity: Vertical
EUT: WIRELESS-ABGN 3X3 NETWORK MINI PCIE ADAPTER	Power: AC 120V/60Hz
Note: Mode3: Transmit at channel 5190MHz by 802.11n40 Chain 0	



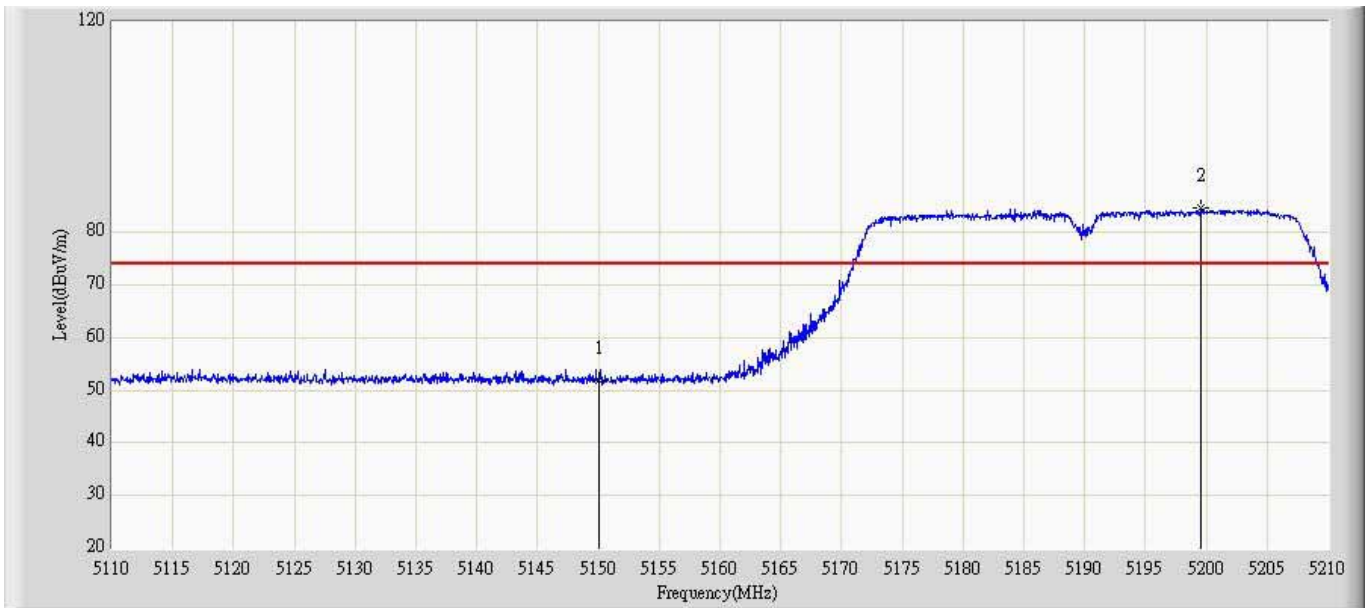
No	Flag	Mark	Frequency (MHz)	Measure Level (dBuV/m)	Reading Level (dBuV)	Over Limit (dB)	Limit (dBuV/m)	Factor	Type
1			5150.000	55.469	15.488	-18.531	74.000	39.981	PK
2		*	5198.400	100.636	60.617	N/A	N/A	40.019	PK

Engineer: Toms	
Site: AC5	Time: 2013/04/07 - 11:34
Limit: FCC_Part15.209_RE(3m)	Margin: 0
Probe: Horn_3117_988(1-18GHz)	Polarity: Vertical
EUT: WIRELESS-ABGN 3X3 NETWORK MINI PCIE ADAPTER	Power: AC 120V/60Hz
Note: Mode3: Transmit at channel 5190MHz by 802.11n40 Chain 0	



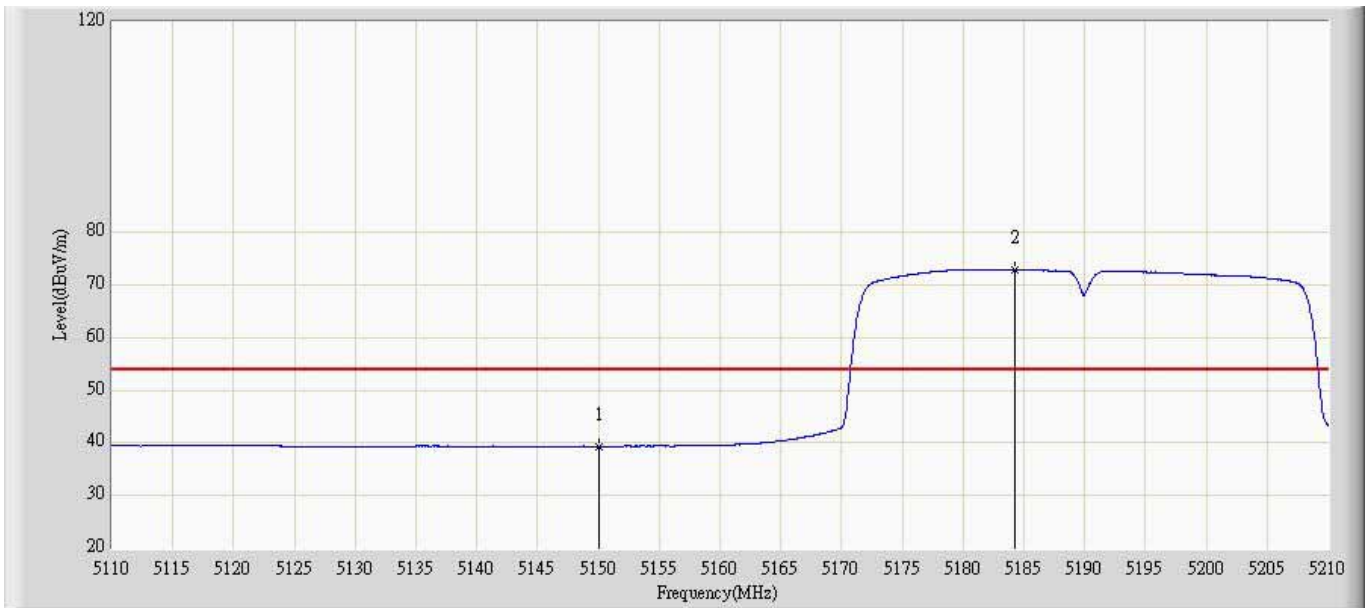
No	Flag	Mark	Frequency (MHz)	Measure Level (dBuV/m)	Reading Level (dBuV)	Over Limit (dB)	Limit (dBuV/m)	Factor	Type
1			5150.000	41.923	1.942	-12.077	54.000	39.981	AV
2		*	5201.700	88.873	48.851	N/A	N/A	40.022	AV

Engineer: Toms	
Site: AC5	Time: 2013/04/07 - 11:36
Limit: FCC_Part15.209_RE(3m)	Margin: 0
Probe: Horn_3117_988(1-18GHz)	Polarity: Horizontal
EUT: WIRELESS-ABGN 3X3 NETWORK MINI PCIE ADAPTER	Power: AC 120V/60Hz
Note: Mode3: Transmit at channel 5190MHz by 802.11n40 Chain 0	



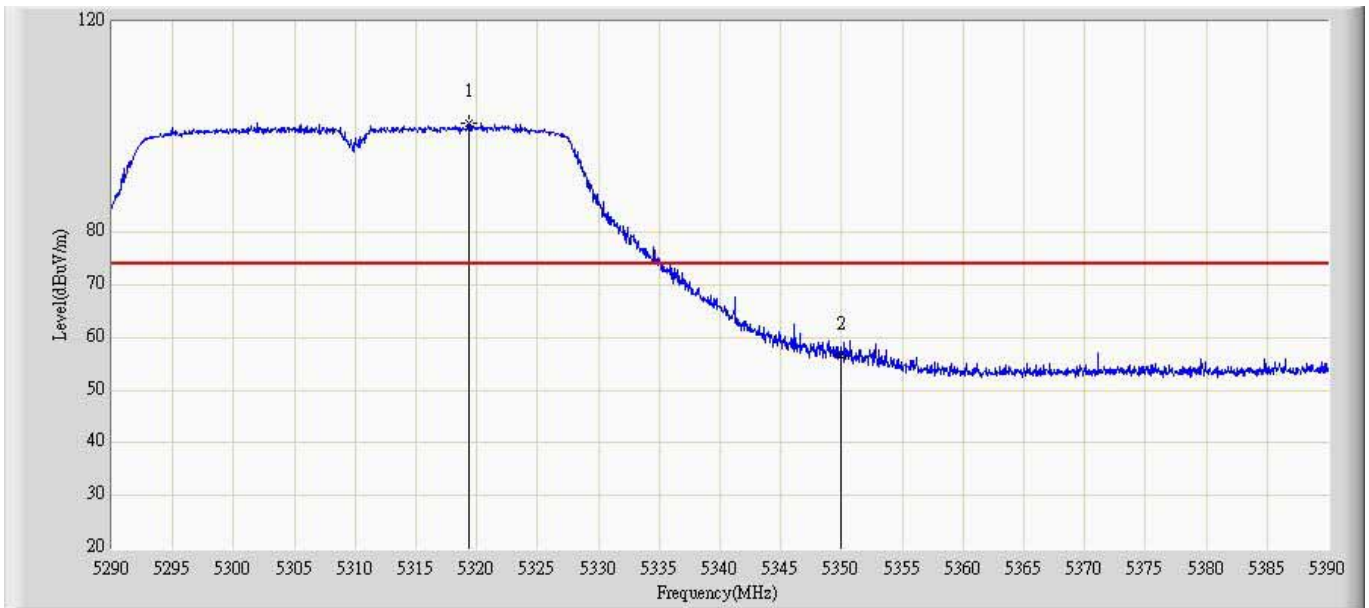
No	Flag	Mark	Frequency (MHz)	Measure Level (dBuV/m)	Reading Level (dBuV)	Over Limit (dB)	Limit (dBuV/m)	Factor	Type
1			5150.000	51.899	11.878	-22.101	74.000	40.021	PK
2		*	5199.550	84.607	44.468	N/A	N/A	40.139	PK

Engineer: Toms	
Site: AC5	Time: 2013/04/07 - 11:38
Limit: FCC_Part15.209_RE(3m)	Margin: 0
Probe: Horn_3117_988(1-18GHz)	Polarity: Horizontal
EUT: WIRELESS-ABGN 3X3 NETWORK MINI PCIE ADAPTER	Power: AC 120V/60Hz
Note: Mode3: Transmit at channel 5190MHz by 802.11n40 Chain 0	



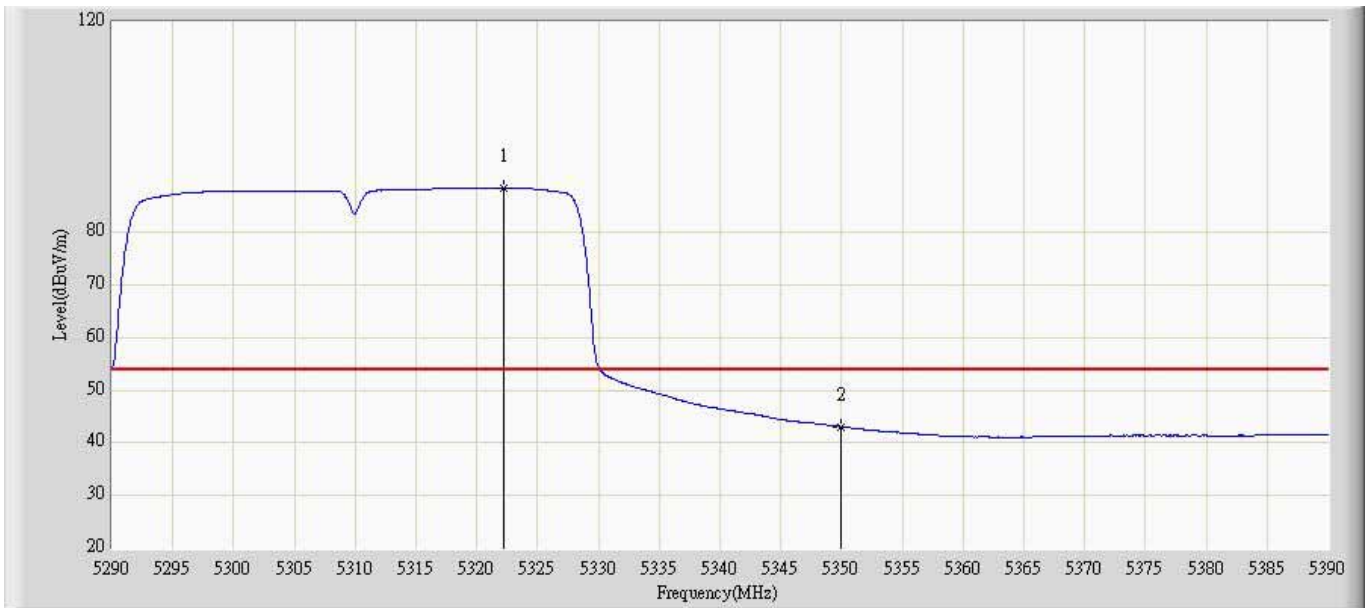
No	Flag	Mark	Frequency (MHz)	Measure Level (dBuV/m)	Reading Level (dBuV)	Over Limit (dB)	Limit (dBuV/m)	Factor	Type
1			5150.000	39.360	-0.661	-14.640	54.000	40.021	AV
2		*	5184.300	72.832	32.735	N/A	N/A	40.098	AV

Engineer: Toms	
Site: AC5	Time: 2013/04/07 - 11:39
Limit: FCC_Part15.209_RE(3m)	Margin: 0
Probe: Horn_3117_988(1-18GHz)	Polarity: Vertical
EUT: WIRELESS-ABGN 3X3 NETWORK MINI PCIE ADAPTER	Power: AC 120V/60Hz
Note: Mode3: Transmit at channel 5310MHz by 802.11n40 Chain 0	



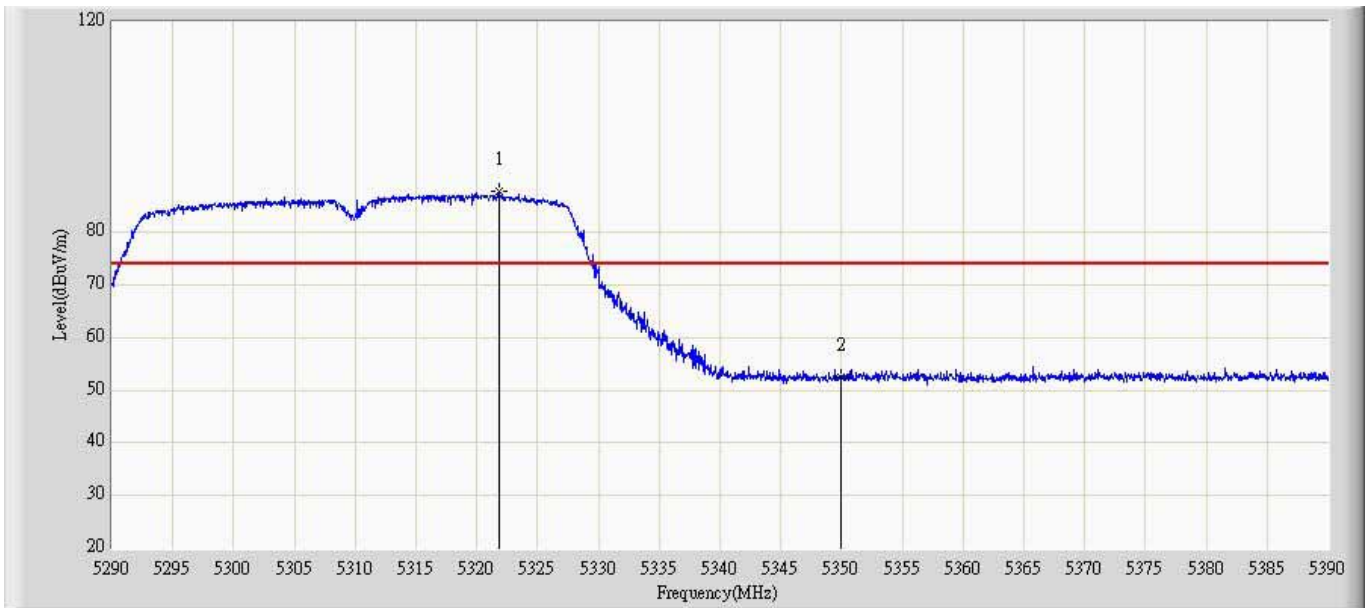
No	Flag	Mark	Frequency (MHz)	Measure Level (dBuV/m)	Reading Level (dBuV)	Over Limit (dB)	Limit (dBuV/m)	Factor	Type
1		*	5319.300	100.671	60.526	N/A	N/A	40.145	PK
2			5350.000	56.630	16.451	-17.370	74.000	40.179	PK

Engineer: Toms	
Site: AC5	Time: 2013/04/07 - 11:40
Limit: FCC_Part15.209_RE(3m)	Margin: 0
Probe: Horn_3117_988(1-18GHz)	Polarity: Vertical
EUT: WIRELESS-ABGN 3X3 NETWORK MINI PCIE ADAPTER	Power: AC 120V/60Hz
Note: Mode3: Transmit at channel 5310MHz by 802.11n40 Chain 0	



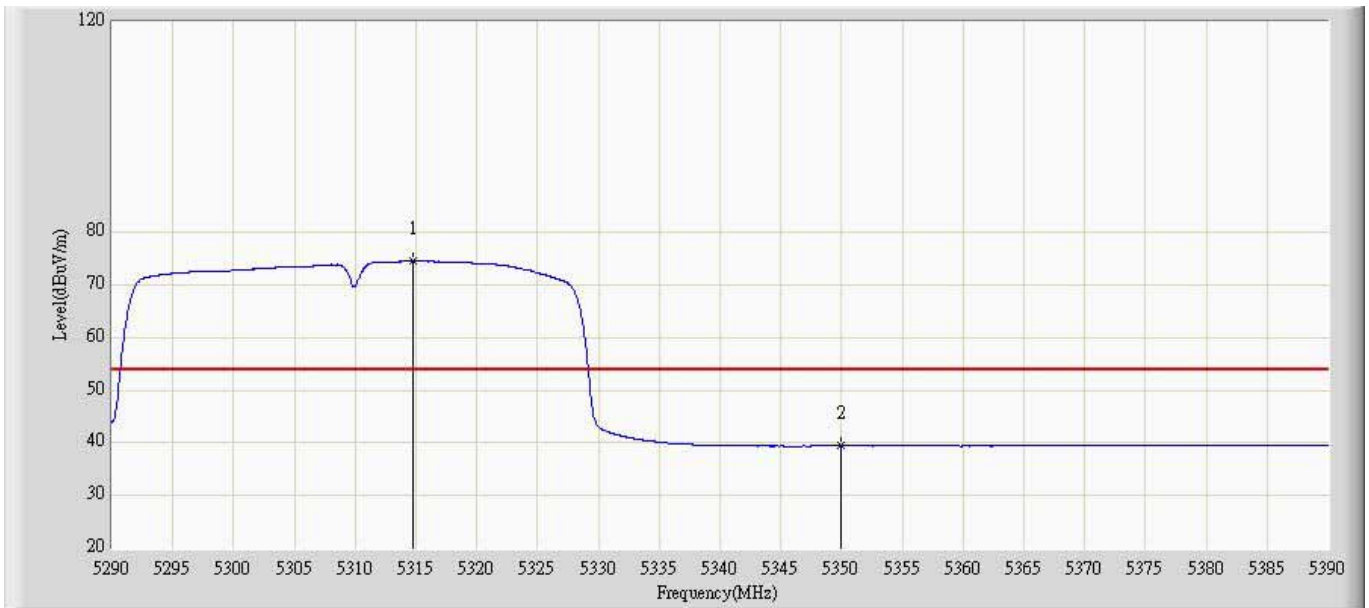
No	Flag	Mark	Frequency (MHz)	Measure Level (dBuV/m)	Reading Level (dBuV)	Over Limit (dB)	Limit (dBuV/m)	Factor	Type
1		*	5322.250	88.492	48.344	N/A	N/A	40.148	AV
2			5350.000	43.103	2.924	-10.897	54.000	40.179	AV

Engineer: Toms	
Site: AC5	Time: 2013/04/07 - 11:40
Limit: FCC_Part15.209_RE(3m)	Margin: 0
Probe: Horn_3117_988(1-18GHz)	Polarity: Horizontal
EUT: WIRELESS-ABGN 3X3 NETWORK MINI PCIE ADAPTER	Power: AC 120V/60Hz
Note: Mode3: Transmit at channel 5310MHz by 802.11n40 Chain 0	



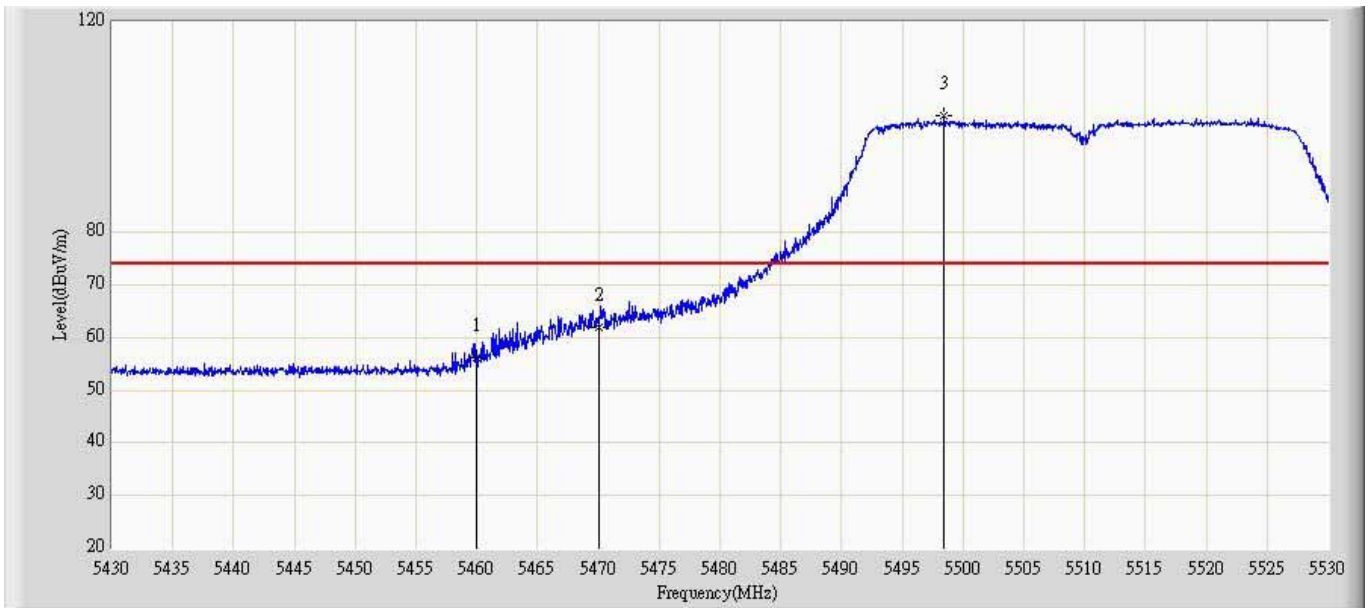
No	Flag	Mark	Frequency (MHz)	Measure Level (dBuV/m)	Reading Level (dBuV)	Over Limit (dB)	Limit (dBuV/m)	Factor	Type
1		*	5321.800	87.784	47.465	N/A	N/A	40.319	PK
2			5350.000	52.568	12.229	-21.432	74.000	40.339	PK

Engineer: Toms	
Site: AC5	Time: 2013/04/07 - 11:41
Limit: FCC_Part15.209_RE(3m)	Margin: 0
Probe: Horn_3117_988(1-18GHz)	Polarity: Horizontal
EUT: WIRELESS-ABGN 3X3 NETWORK MINI PCIE ADAPTER	Power: AC 120V/60Hz
Note: Mode3: Transmit at channel 5310MHz by 802.11n40 Chain 0	



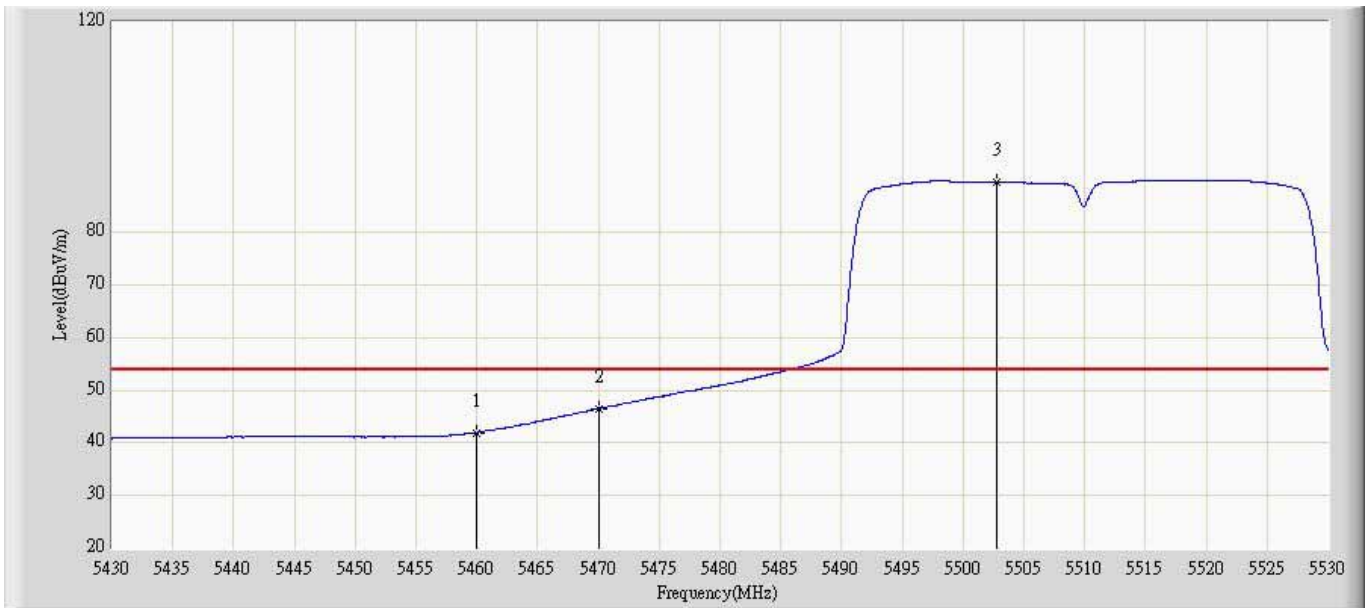
No	Flag	Mark	Frequency (MHz)	Measure Level (dBuV/m)	Reading Level (dBuV)	Over Limit (dB)	Limit (dBuV/m)	Factor	Type
1		*	5314.750	74.512	34.198	N/A	N/A	40.314	AV
2			5350.000	39.520	-0.819	-14.480	54.000	40.339	AV

Engineer: Toms	
Site: AC5	Time: 2013/04/07 - 11:42
Limit: FCC_Part15.209_RE(3m)	Margin: 0
Probe: Horn_3117_988(1-18GHz)	Polarity: Vertical
EUT: WIRELESS-ABGN 3X3 NETWORK MINI PCIE ADAPTER	Power: AC 120V/60Hz
Note: Mode3: Transmit at channel 5510MHz by 802.11n40 Chain 0	



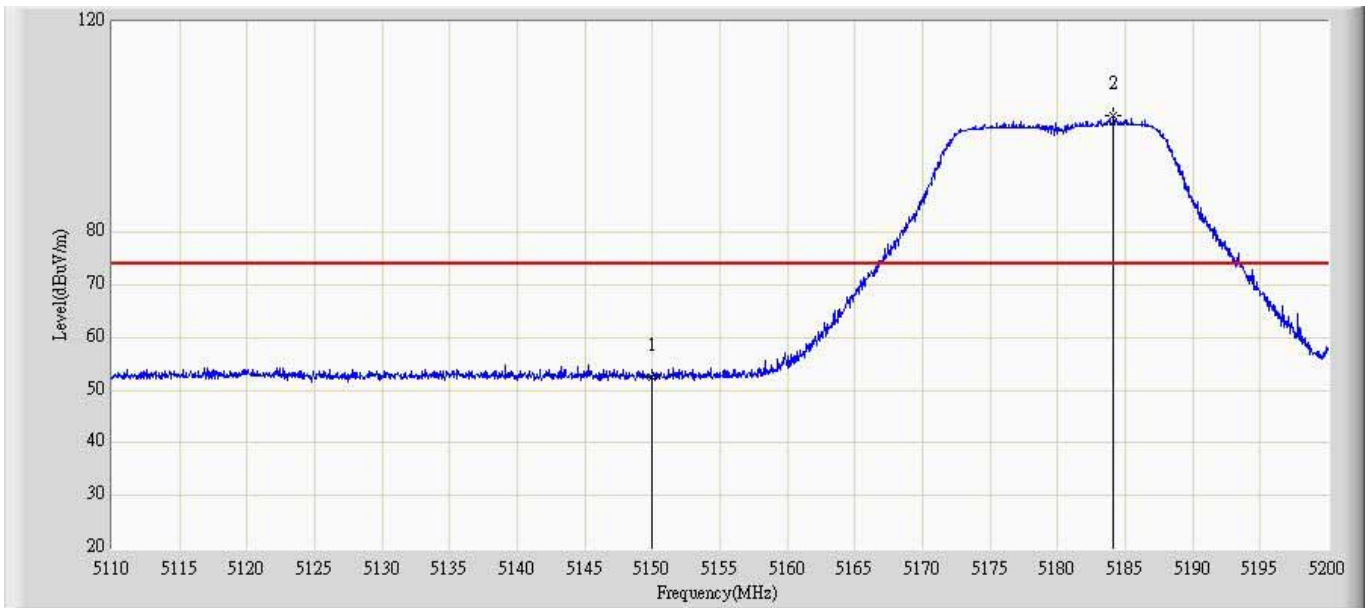
No	Flag	Mark	Frequency (MHz)	Measure Level (dBuV/m)	Reading Level (dBuV)	Over Limit (dB)	Limit (dBuV/m)	Factor	Type
1			5460.000	56.109	15.728	-17.891	74.000	40.382	PK
2			5470.000	61.839	21.443	-26.461	88.300	40.395	PK
3		*	5498.400	102.101	61.665	N/A	N/A	40.436	PK

Engineer: Toms	
Site: AC5	Time: 2013/04/07 - 11:44
Limit: FCC_Part15.209_RE(3m)	Margin: 0
Probe: Horn_3117_988(1-18GHz)	Polarity: Vertical
EUT: WIRELESS-ABGN 3X3 NETWORK MINI PCIE ADAPTER	Power: AC 120V/60Hz
Note: Mode3: Transmit at channel 5510MHz by 802.11n40 Chain 0	



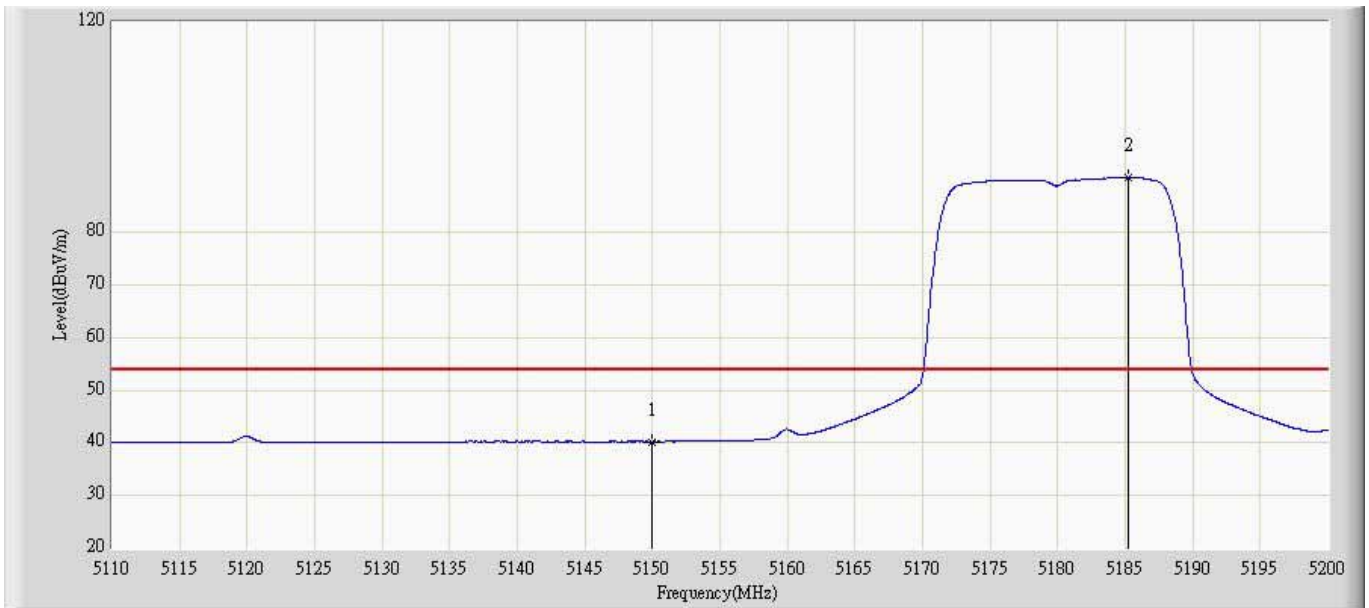
No	Flag	Mark	Frequency (MHz)	Measure Level (dBuV/m)	Reading Level (dBuV)	Over Limit (dB)	Limit (dBuV/m)	Factor	Type
1			5460.000	41.942	1.561	-12.058	54.000	40.382	AV
2			5470.000	46.544	6.148	-21.756	68.300	40.395	AV
3		*	5502.750	89.463	49.020	N/A	N/A	40.443	AV

Engineer: Toms	
Site: AC5	Time: 2013/04/07 - 11:52
Limit: FCC_Part15.209_RE(3m)	Margin: 0
Probe: Horn_3117_988(1-18GHz)	Polarity: Vertical
EUT: WIRELESS-ABGN 3X3 NETWORK MINI PCIE ADAPTER	Power: AC 120V/60Hz
Note: Mode1: Transmit at channel 5180MHz by 802.11a Chain 1	



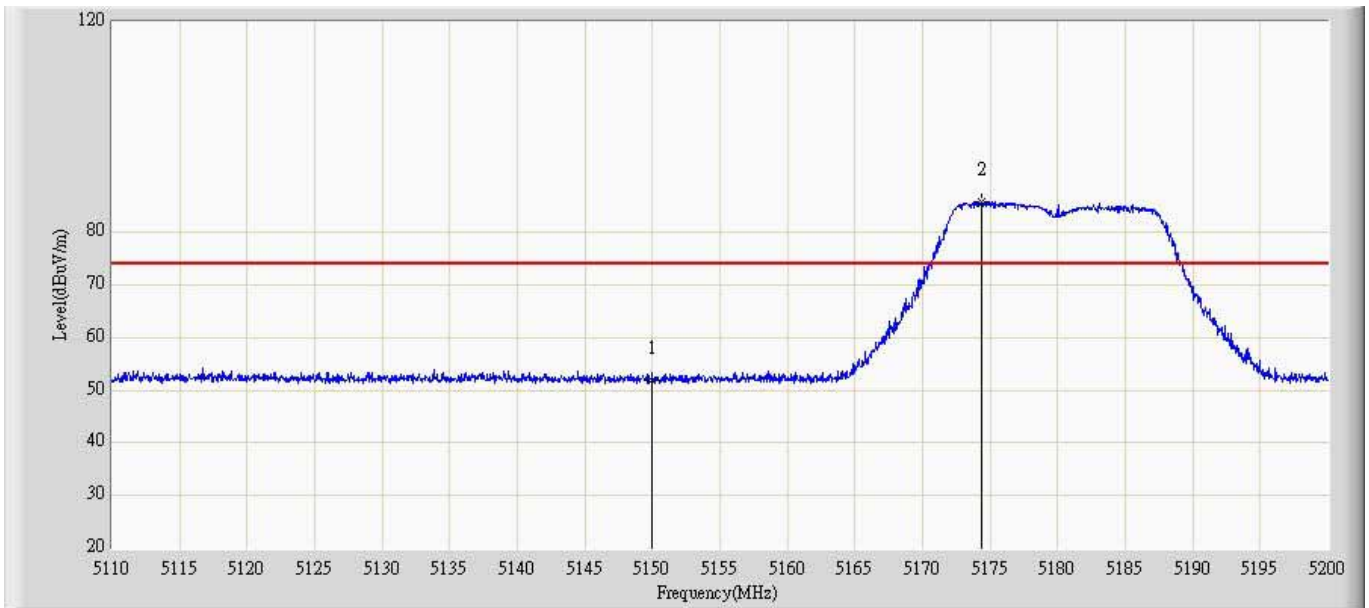
No	Flag	Mark	Frequency (MHz)	Measure Level (dBuV/m)	Reading Level (dBuV)	Over Limit (dB)	Limit (dBuV/m)	Factor	Type
1			5150.000	52.587	12.606	-21.413	74.000	39.981	PK
2		*	5184.160	102.255	62.252	N/A	N/A	40.003	PK

Engineer: Toms	
Site: AC5	Time: 2013/04/07 - 11:57
Limit: FCC_Part15.209_RE(3m)	Margin: 0
Probe: Horn_3117_988(1-18GHz)	Polarity: Vertical
EUT: WIRELESS-ABGN 3X3 NETWORK MINI PCIE ADAPTER	Power: AC 120V/60Hz
Note: Mode1: Transmit at channel 5180MHz by 802.11a Chain 1	



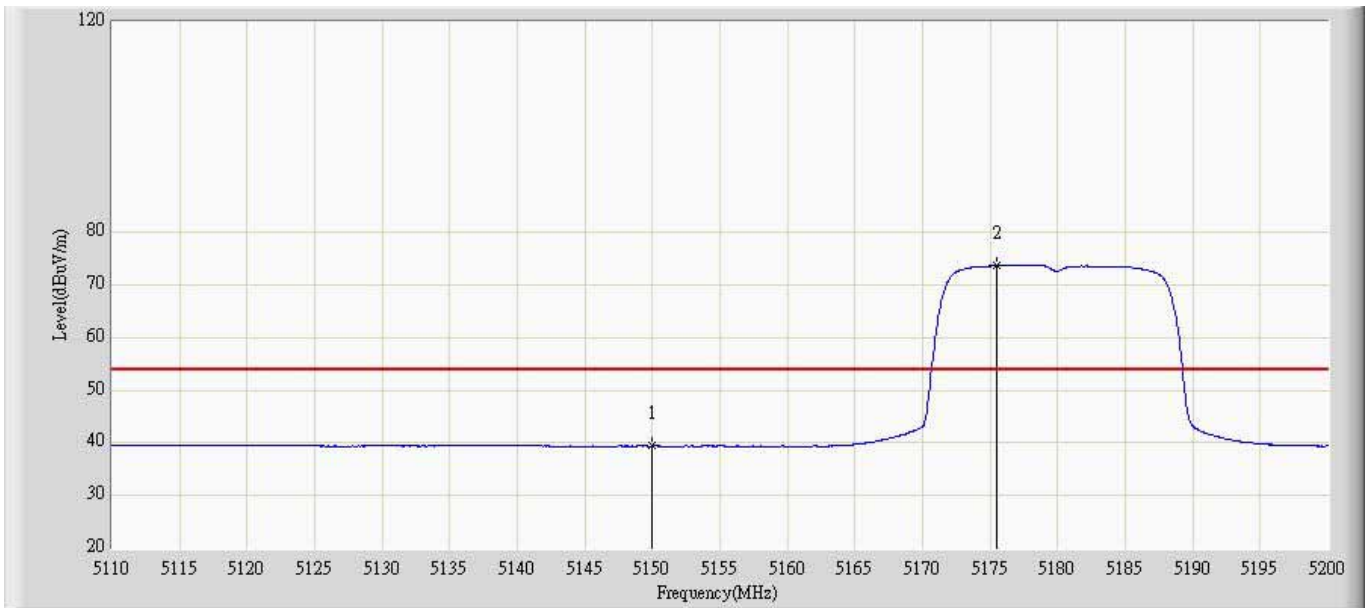
No	Flag	Mark	Frequency (MHz)	Measure Level (dBuV/m)	Reading Level (dBuV)	Over Limit (dB)	Limit (dBuV/m)	Factor	Type
1			5150.000	40.237	0.256	-13.763	54.000	39.981	AV
2		*	5185.240	90.393	50.389	N/A	N/A	40.004	AV

Engineer: Toms	
Site: AC5	Time: 2013/04/07 - 13:04
Limit: FCC_Part15.209_RE(3m)	Margin: 0
Probe: Horn_3117_988(1-18GHz)	Polarity: Horizontal
EUT: WIRELESS-ABGN 3X3 NETWORK MINI PCIE ADAPTER	Power: AC 120V/60Hz
Note: Mode1: Transmit at channel 5180MHz by 802.11a Chain 1	



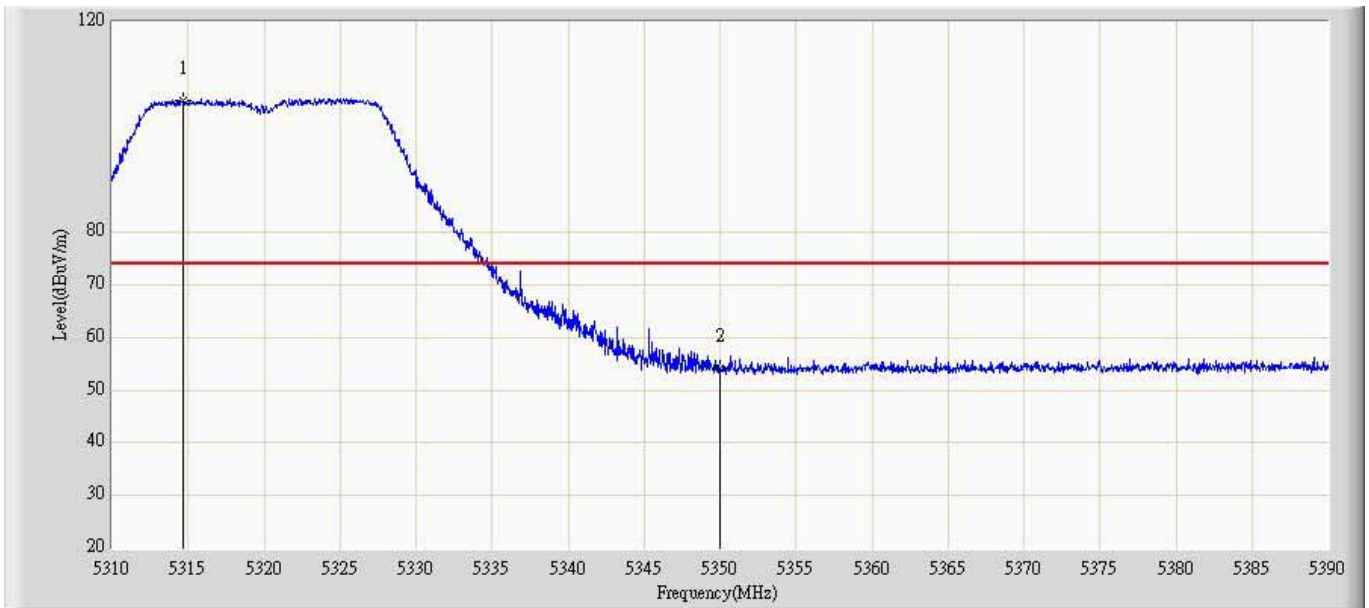
No	Flag	Mark	Frequency (MHz)	Measure Level (dBuV/m)	Reading Level (dBuV)	Over Limit (dB)	Limit (dBuV/m)	Factor	Type
1			5150.000	51.954	11.933	-22.046	74.000	40.021	PK
2		*	5174.395	85.795	45.721	N/A	N/A	40.075	PK

Engineer: Toms	
Site: AC5	Time: 2013/04/07 - 13:08
Limit: FCC_Part15.209_RE(3m)	Margin: 0
Probe: Horn_3117_988(1-18GHz)	Polarity: Horizontal
EUT: WIRELESS-ABGN 3X3 NETWORK MINI PCIE ADAPTER	Power: AC 120V/60Hz
Note: Mode1: Transmit at channel 5180MHz by 802.11a Chain 1	



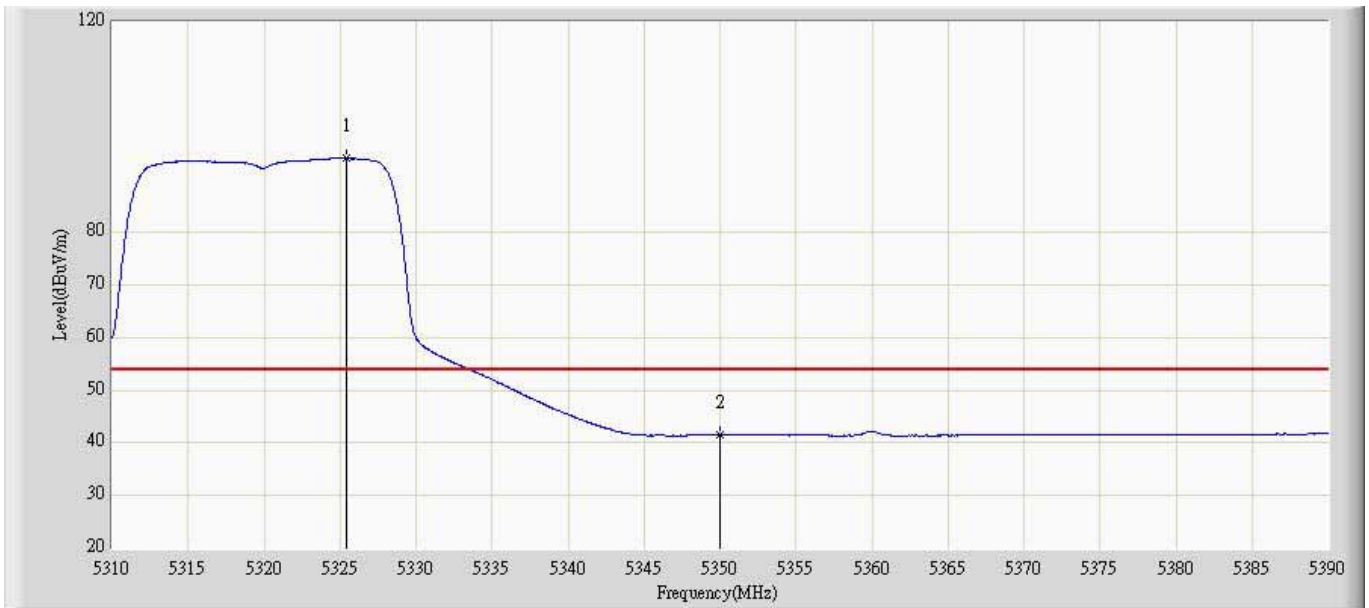
No	Flag	Mark	Frequency (MHz)	Measure Level (dBuV/m)	Reading Level (dBuV)	Over Limit (dB)	Limit (dBuV/m)	Factor	Type
1			5150.000	39.435	-0.586	-14.565	54.000	40.021	AV
2		*	5175.475	73.675	33.598	N/A	N/A	40.077	AV

Engineer: Toms	
Site: AC5	Time: 2013/04/07 - 13:09
Limit: FCC_Part15.209_RE(3m)	Margin: 0
Probe: Horn_3117_988(1-18GHz)	Polarity: Vertical
EUT: WIRELESS-ABGN 3X3 NETWORK MINI PCIE ADAPTER	Power: AC 120V/60Hz
Note: Mode1: Transmit at channel 5320MHz by 802.11a Chain 1	



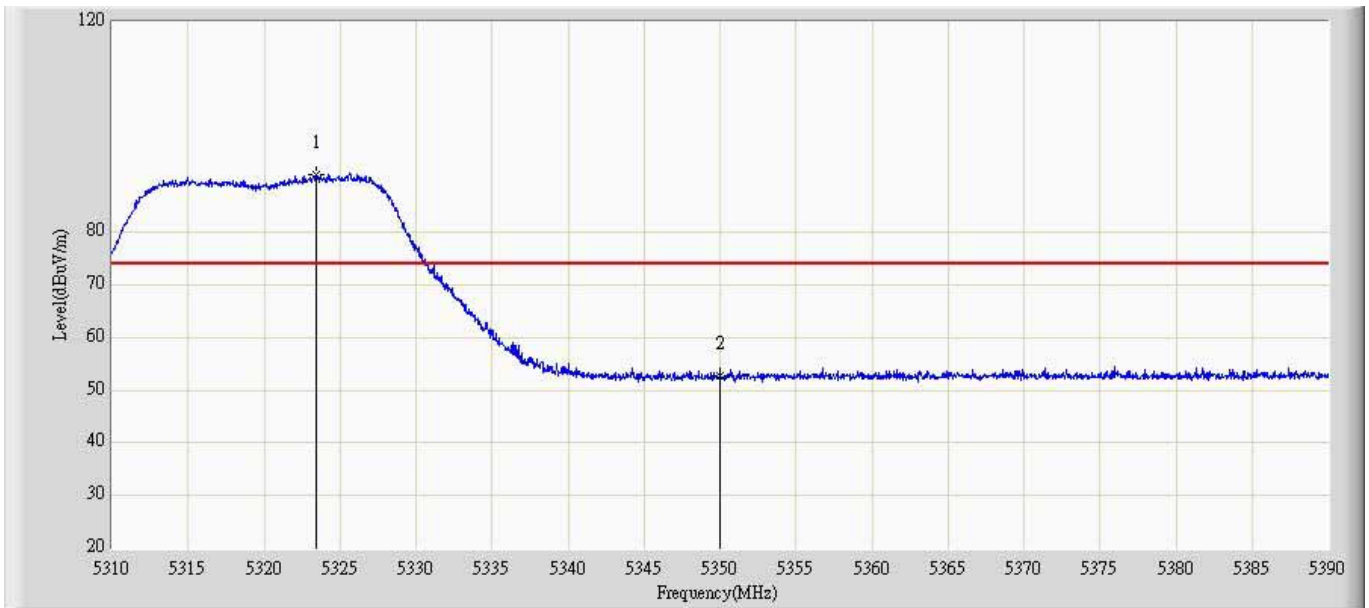
No	Flag	Mark	Frequency (MHz)	Measure Level (dBuV/m)	Reading Level (dBuV)	Over Limit (dB)	Limit (dBuV/m)	Factor	Type
1		*	5314.640	105.148	65.009	N/A	N/A	40.139	PK
2			5350.000	54.085	13.906	-19.915	74.000	40.179	PK

Engineer: Toms	
Site: AC5	Time: 2013/04/07 - 13:18
Limit: FCC_Part15.209_RE(3m)	Margin: 0
Probe: Horn_3117_988(1-18GHz)	Polarity: Vertical
EUT: WIRELESS-ABGN 3X3 NETWORK MINI PCIE ADAPTER	Power: AC 120V/60Hz
Note: Mode1: Transmit at channel 5320MHz by 802.11a Chain 1	



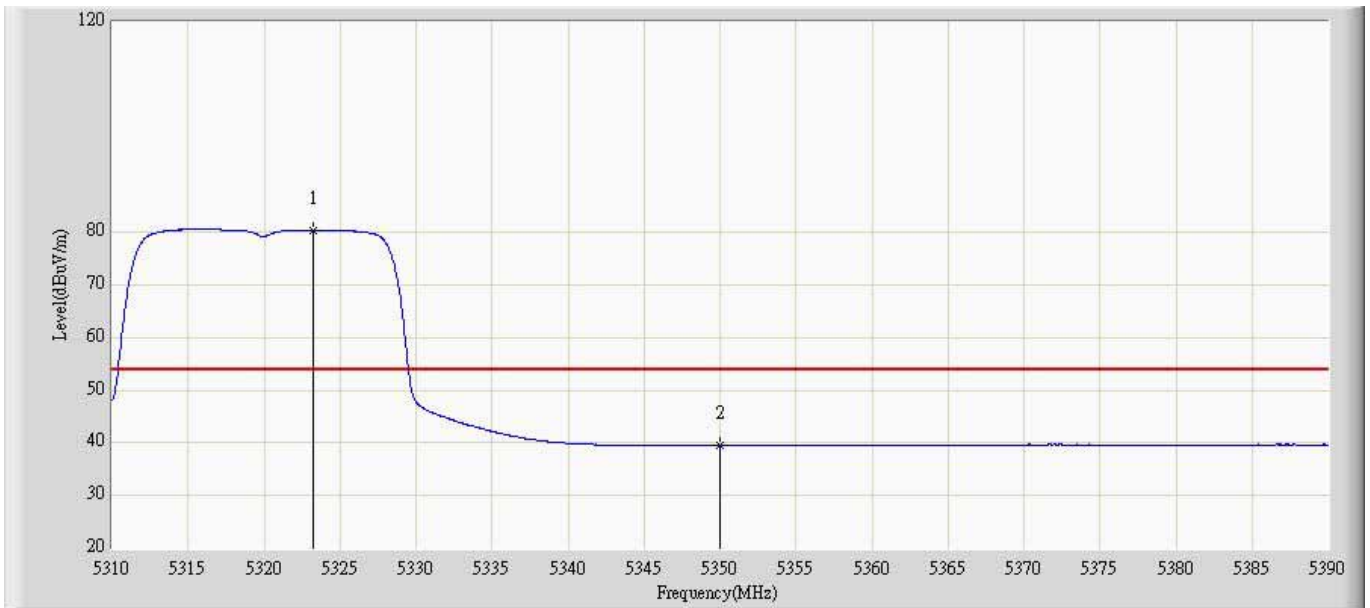
No	Flag	Mark	Frequency (MHz)	Measure Level (dBuV/m)	Reading Level (dBuV)	Over Limit (dB)	Limit (dBuV/m)	Factor	Type
1		*	5325.400	94.094	53.944	N/A	N/A	40.150	AV
2			5350.000	41.503	1.324	-12.497	54.000	40.179	AV

Engineer: Toms	
Site: AC5	Time: 2013/04/07 - 13:18
Limit: FCC_Part15.209_RE(3m)	Margin: 0
Probe: Horn_3117_988(1-18GHz)	Polarity: Horizontal
EUT: WIRELESS-ABGN 3X3 NETWORK MINI PCIE ADAPTER	Power: AC 120V/60Hz
Note: Mode1: Transmit at channel 5320MHz by 802.11a Chain 1	



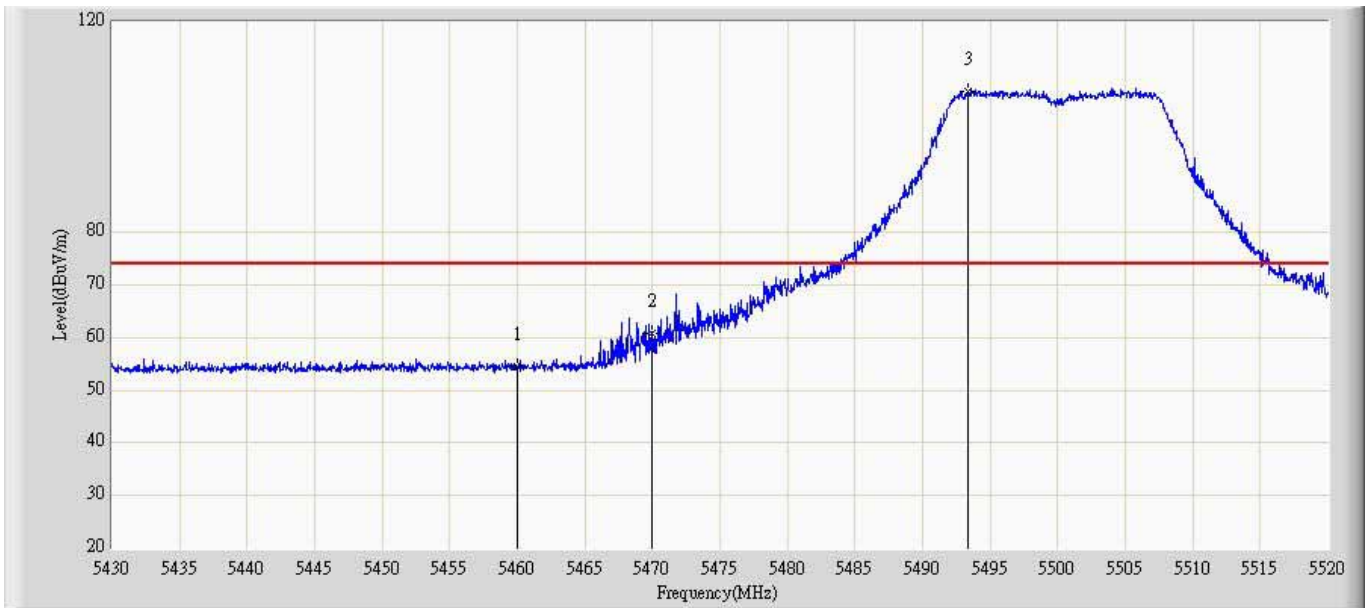
No	Flag	Mark	Frequency (MHz)	Measure Level (dBuV/m)	Reading Level (dBuV)	Over Limit (dB)	Limit (dBuV/m)	Factor	Type
1		*	5323.480	91.000	50.681	N/A	N/A	40.319	PK
2			5350.000	52.652	12.313	-21.348	74.000	40.339	PK

Engineer: Toms	
Site: AC5	Time: 2013/04/07 - 13:22
Limit: FCC_Part15.209_RE(3m)	Margin: 0
Probe: Horn_3117_988(1-18GHz)	Polarity: Horizontal
EUT: WIRELESS-ABGN 3X3 NETWORK MINI PCIE ADAPTER	Power: AC 120V/60Hz
Note: Mode1: Transmit at channel 5320MHz by 802.11a Chain 1	



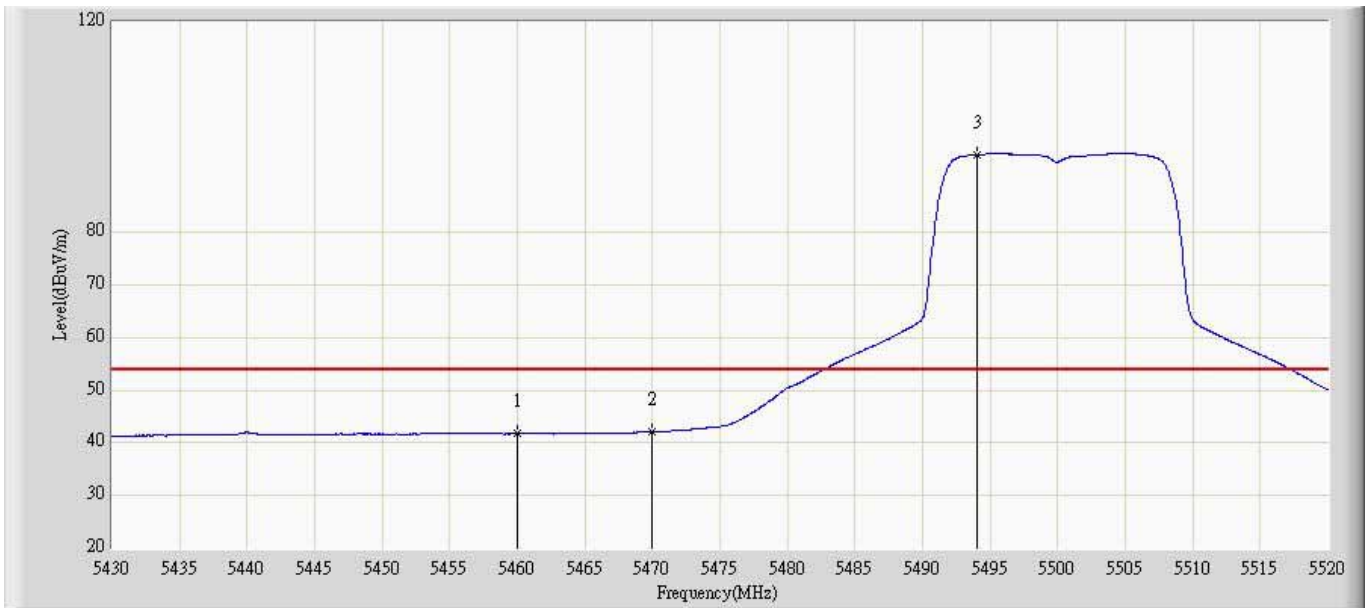
No	Flag	Mark	Frequency (MHz)	Measure Level (dBuV/m)	Reading Level (dBuV)	Over Limit (dB)	Limit (dBuV/m)	Factor	Type
1		*	5323.280	80.404	40.085	N/A	N/A	40.319	AV
2			5350.000	39.522	-0.817	-14.478	54.000	40.339	AV

Engineer: Toms	
Site: AC5	Time: 2013/04/07 - 13:23
Limit: FCC_Part15.209_RE(3m)	Margin: 0
Probe: Horn_3117_988(1-18GHz)	Polarity: Vertical
EUT: WIRELESS-ABGN 3X3 NETWORK MINI PCIE ADAPTER	Power: AC 120V/60Hz
Note: Mode1: Transmit at channel 5500MHz by 802.11a Chain 1	



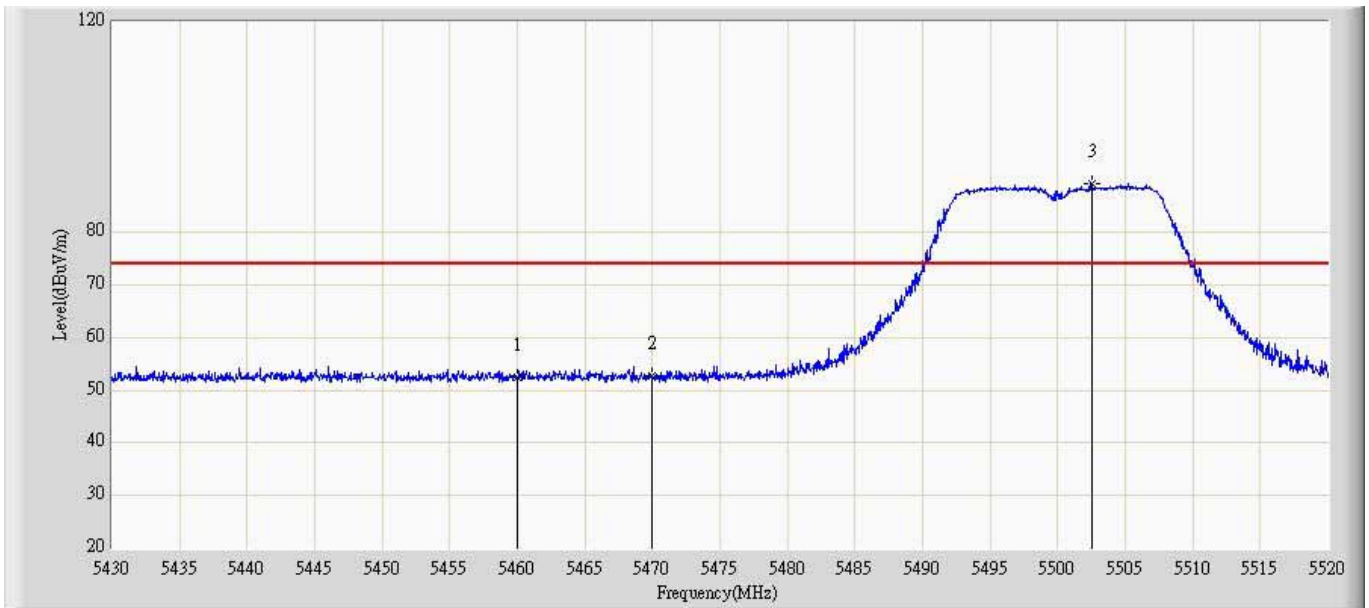
No	Flag	Mark	Frequency (MHz)	Measure Level (dBuV/m)	Reading Level (dBuV)	Over Limit (dB)	Limit (dBuV/m)	Factor	Type
1			5460.000	54.509	14.128	-19.491	74.000	40.382	PK
2			5470.000	60.812	20.416	-27.488	88.300	40.395	PK
3		*	5493.405	106.901	66.473	N/A	N/A	40.428	PK

Engineer: Toms	
Site: AC5	Time: 2013/04/07 - 13:27
Limit: FCC_Part15.209_RE(3m)	Margin: 0
Probe: Horn_3117_988(1-18GHz)	Polarity: Vertical
EUT: WIRELESS-ABGN 3X3 NETWORK MINI PCIE ADAPTER	Power: AC 120V/60Hz
Note: Mode1: Transmit at channel 5500MHz by 802.11a Chain 1	



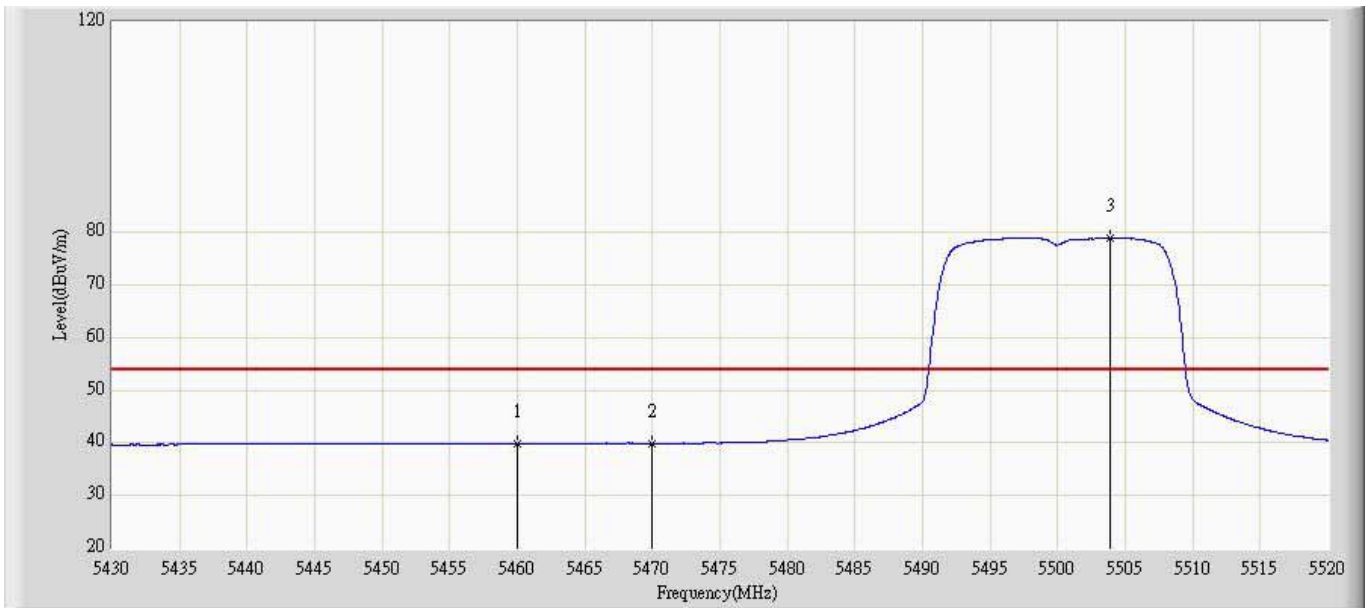
No	Flag	Mark	Frequency (MHz)	Measure Level (dBuV/m)	Reading Level (dBuV)	Over Limit (dB)	Limit (dBuV/m)	Factor	Type
1			5460.000	41.734	1.353	-12.266	54.000	40.382	AV
2			5470.000	42.080	1.684	-26.220	68.300	40.395	AV
3		*	5494.080	94.805	54.376	N/A	N/A	40.430	AV

Engineer: Toms	
Site: AC5	Time: 2013/04/07 - 13:28
Limit: FCC_Part15.209_RE(3m)	Margin: 0
Probe: Horn_3117_988(1-18GHz)	Polarity: Horizontal
EUT: WIRELESS-ABGN 3X3 NETWORK MINI PCIE ADAPTER	Power: AC 120V/60Hz
Note: Mode1: Transmit at channel 5500MHz by 802.11a Chain 1	



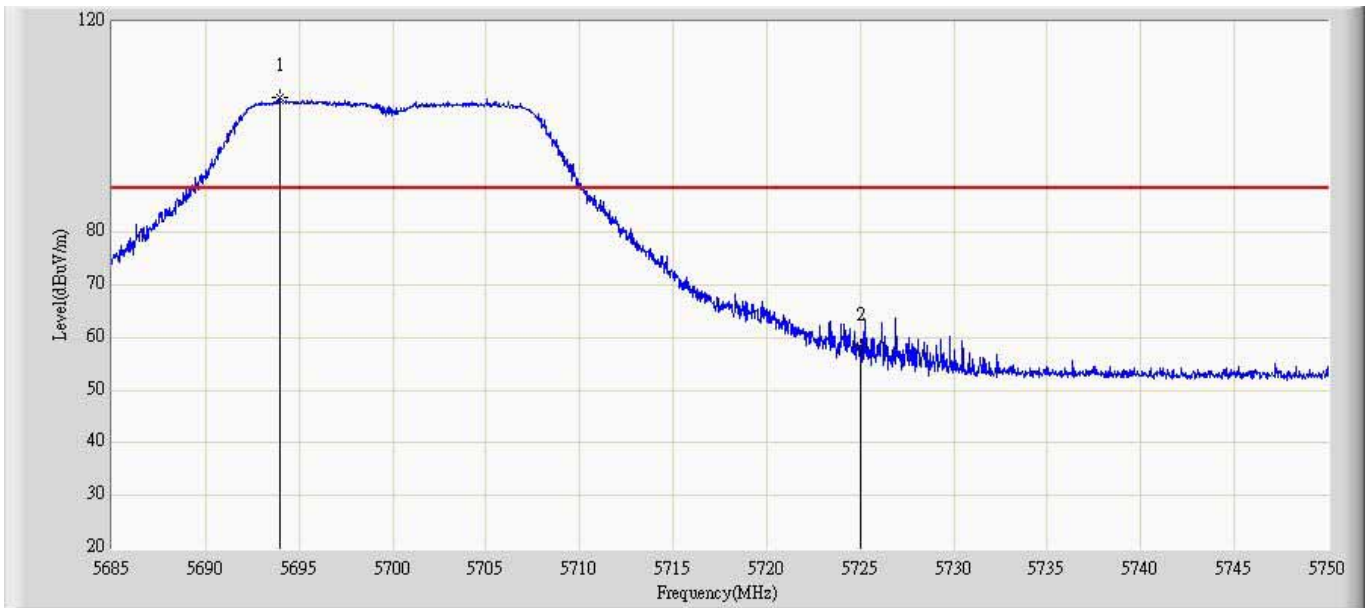
No	Flag	Mark	Frequency (MHz)	Measure Level (dBuV/m)	Reading Level (dBuV)	Over Limit (dB)	Limit (dBuV/m)	Factor	Type
1			5460.000	52.421	11.923	-21.579	74.000	40.498	PK
2			5470.000	52.644	12.137	-35.656	88.300	40.507	PK
3		*	5502.585	89.204	48.663	N/A	N/A	40.542	PK

Engineer: Toms	
Site: AC5	Time: 2013/04/07 - 13:29
Limit: FCC_Part15.209_RE(3m)	Margin: 0
Probe: Horn_3117_988(1-18GHz)	Polarity: Horizontal
EUT: WIRELESS-ABGN 3X3 NETWORK MINI PCIE ADAPTER	Power: AC 120V/60Hz
Note: Mode1: Transmit at channel 5500MHz by 802.11a Chain 1	



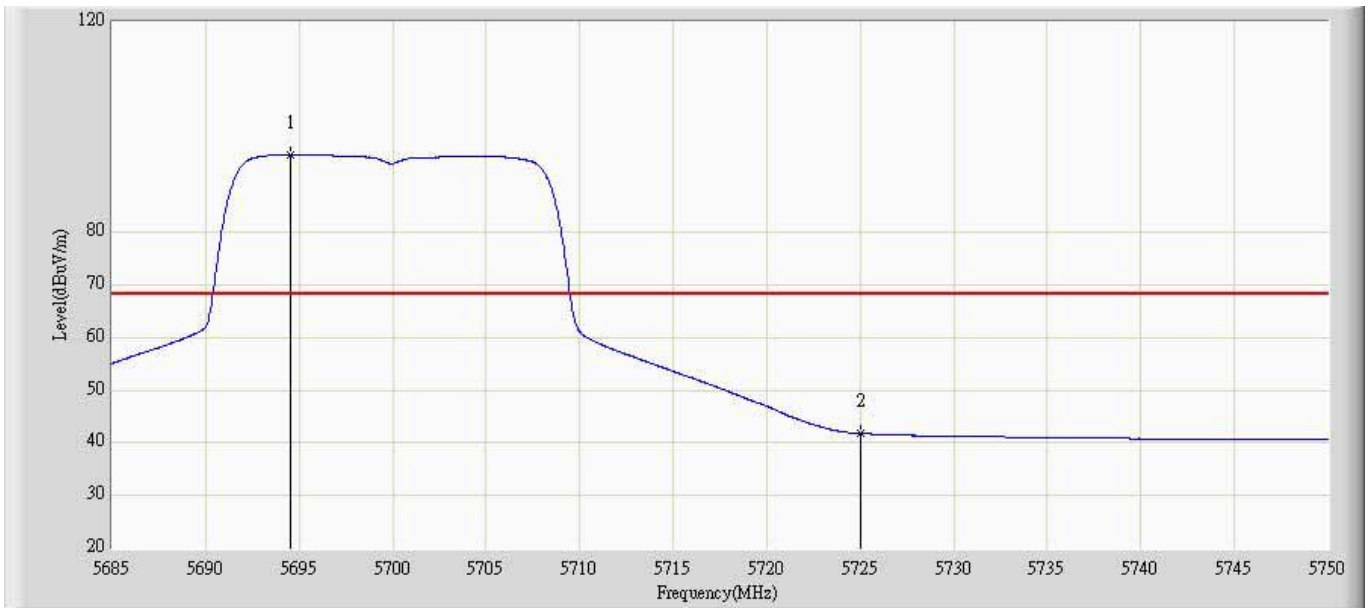
No	Flag	Mark	Frequency (MHz)	Measure Level (dBuV/m)	Reading Level (dBuV)	Over Limit (dB)	Limit (dBuV/m)	Factor	Type
1			5460.000	39.870	-0.628	-14.130	54.000	40.498	AV
2			5470.000	39.914	-0.593	-28.386	68.300	40.507	AV
3		*	5503.845	78.911	38.368	N/A	N/A	40.542	AV

Engineer: Toms	
Site: AC5	Time: 2013/04/07 - 13:29
Limit: FCC_Part15.407_RE(3m)	Margin: 0
Probe: Horn_3117_988(1-18GHz)	Polarity: Vertical
EUT: WIRELESS-ABGN 3X3 NETWORK MINI PCIE ADAPTER	Power: AC 120V/60Hz
Note: Mode1: Transmit at channel 5700MHz by 802.11a Chain 1	



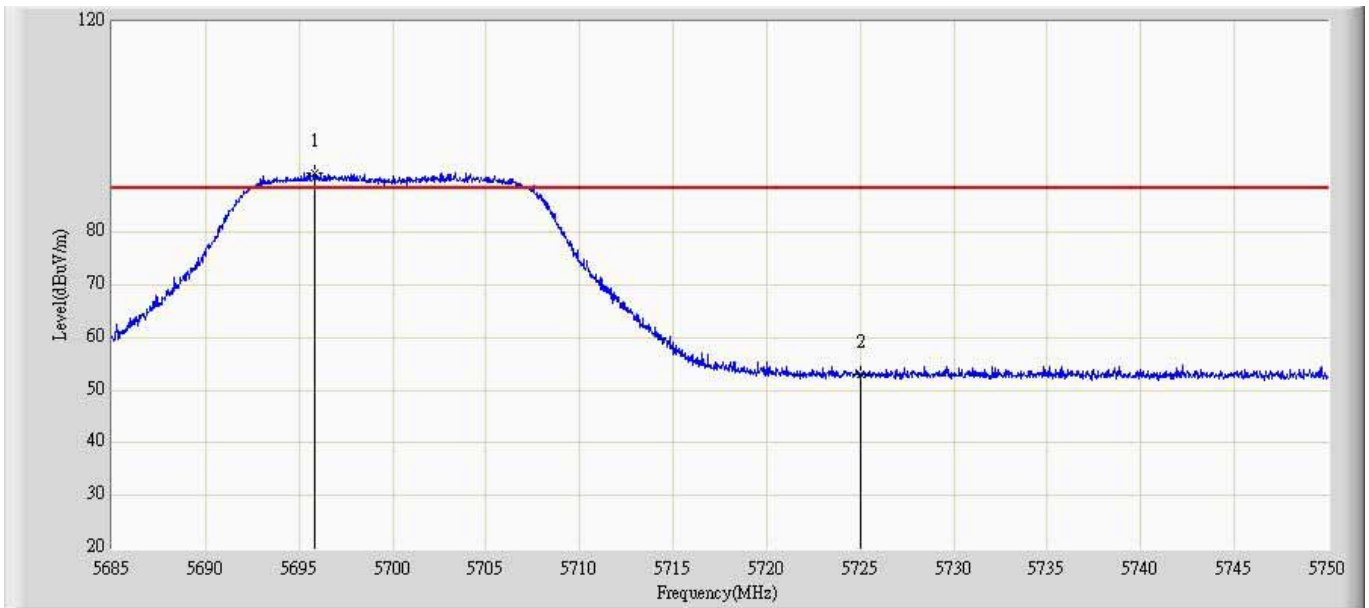
No	Flag	Mark	Frequency (MHz)	Measure Level (dBuV/m)	Reading Level (dBuV)	Over Limit (dB)	Limit (dBuV/m)	Factor	Type
1		*	5693.937	105.622	64.831	N/A	N/A	40.791	PK
2			5725.000	58.351	17.531	-29.949	88.300	40.820	PK

Engineer: Toms	
Site: AC5	Time: 2013/04/07 - 13:32
Limit: FCC_Part15.407_RE(3m)	Margin: 0
Probe: Horn_3117_988(1-18GHz)	Polarity: Vertical
EUT: WIRELESS-ABGN 3X3 NETWORK MINI PCIE ADAPTER	Power: AC 120V/60Hz
Note: Mode1: Transmit at channel 5700MHz by 802.11a Chain 1	



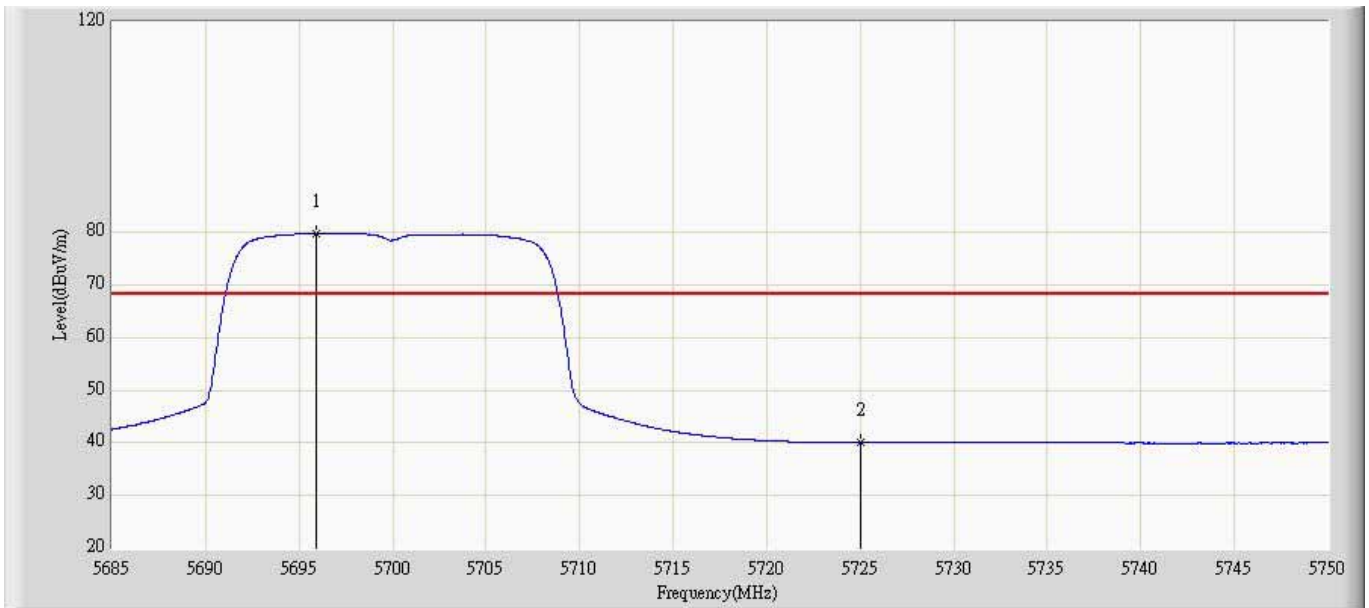
No	Flag	Mark	Frequency (MHz)	Measure Level (dBuV/m)	Reading Level (dBuV)	Over Limit (dB)	Limit (dBuV/m)	Factor	Type
1		*	5694.555	94.762	53.970	N/A	N/A	40.791	AV
2			5725.000	41.785	0.965	-26.515	68.300	40.820	AV

Engineer: Toms	
Site: AC5	Time: 2013/04/07 - 13:32
Limit: FCC_Part15.407_RE(3m)	Margin: 0
Probe: Horn_3117_988(1-18GHz)	Polarity: Horizontal
EUT: WIRELESS-ABGN 3X3 NETWORK MINI PCIE ADAPTER	Power: AC 120V/60Hz
Note: Mode1: Transmit at channel 5700MHz by 802.11a Chain 1	



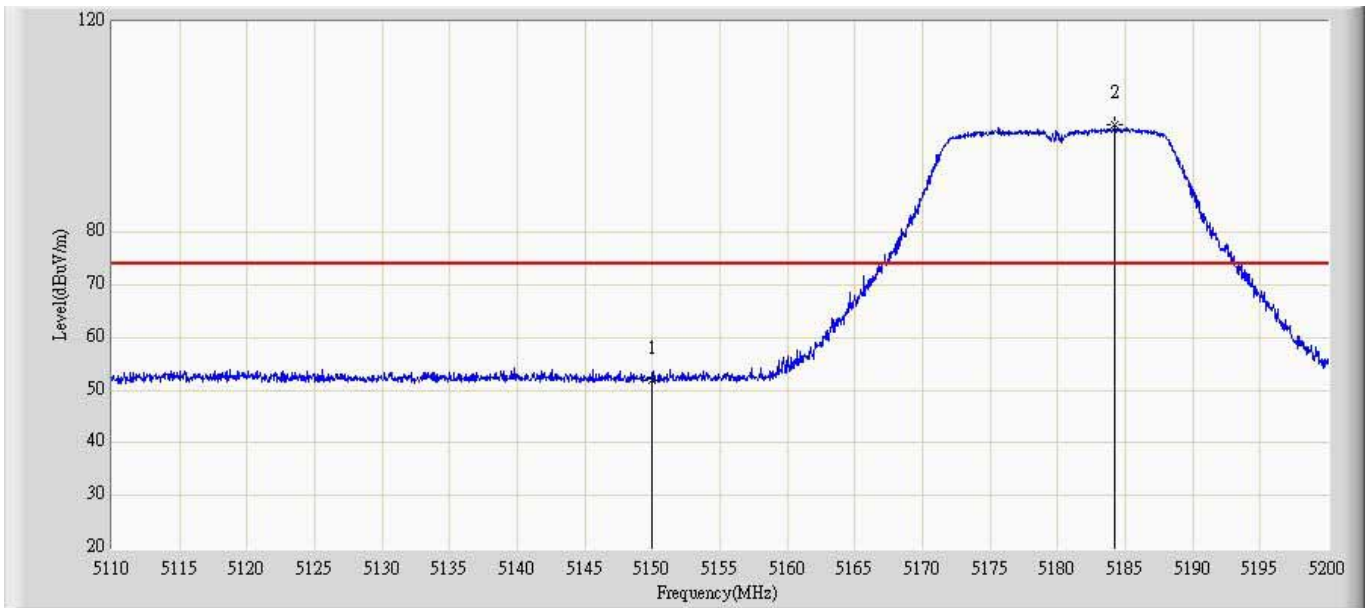
No	Flag	Mark	Frequency (MHz)	Measure Level (dBuV/m)	Reading Level (dBuV)	Over Limit (dB)	Limit (dBuV/m)	Factor	Type
1		*	5695.822	91.368	50.553	N/A	N/A	40.815	PK
2			5725.000	53.021	12.191	-35.279	88.300	40.830	PK

Engineer: Toms	
Site: AC5	Time: 2013/04/07 - 13:33
Limit: FCC_Part15.407_RE(3m)	Margin: 0
Probe: Horn_3117_988(1-18GHz)	Polarity: Horizontal
EUT: WIRELESS-ABGN 3X3 NETWORK MINI PCIE ADAPTER	Power: AC 120V/60Hz
Note: Mode1: Transmit at channel 5700MHz by 802.11a Chain 1	



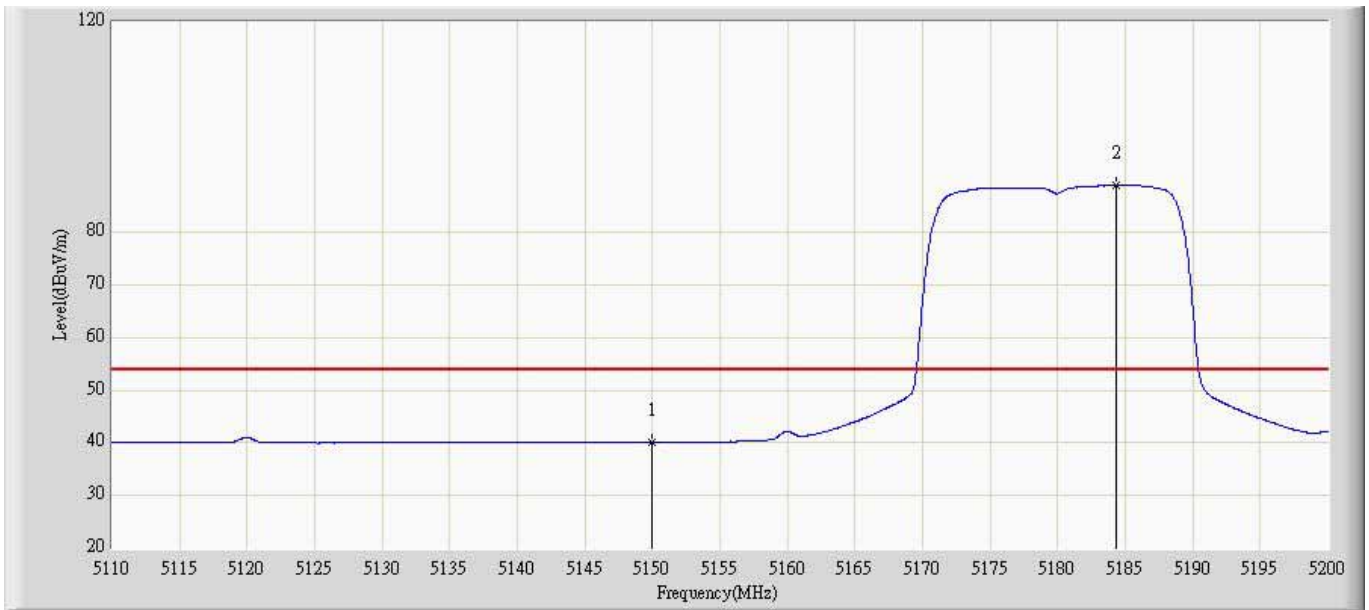
No	Flag	Mark	Frequency (MHz)	Measure Level (dBuV/m)	Reading Level (dBuV)	Over Limit (dB)	Limit (dBuV/m)	Factor	Type
1		*	5695.888	79.797	38.982	N/A	N/A	40.815	AV
2			5725.000	40.091	-0.739	-28.209	68.300	40.830	AV

Engineer: Toms	
Site: AC5	Time: 2013/04/07 - 13:34
Limit: FCC_Part15.209_RE(3m)	Margin: 0
Probe: Horn_3117_988(1-18GHz)	Polarity: Vertical
EUT: WIRELESS-ABGN 3X3 NETWORK MINI PCIE ADAPTER	Power: AC 120V/60Hz
Note: Mode2: Transmit at channel 5180MHz by 802.11n20 Chain 1	



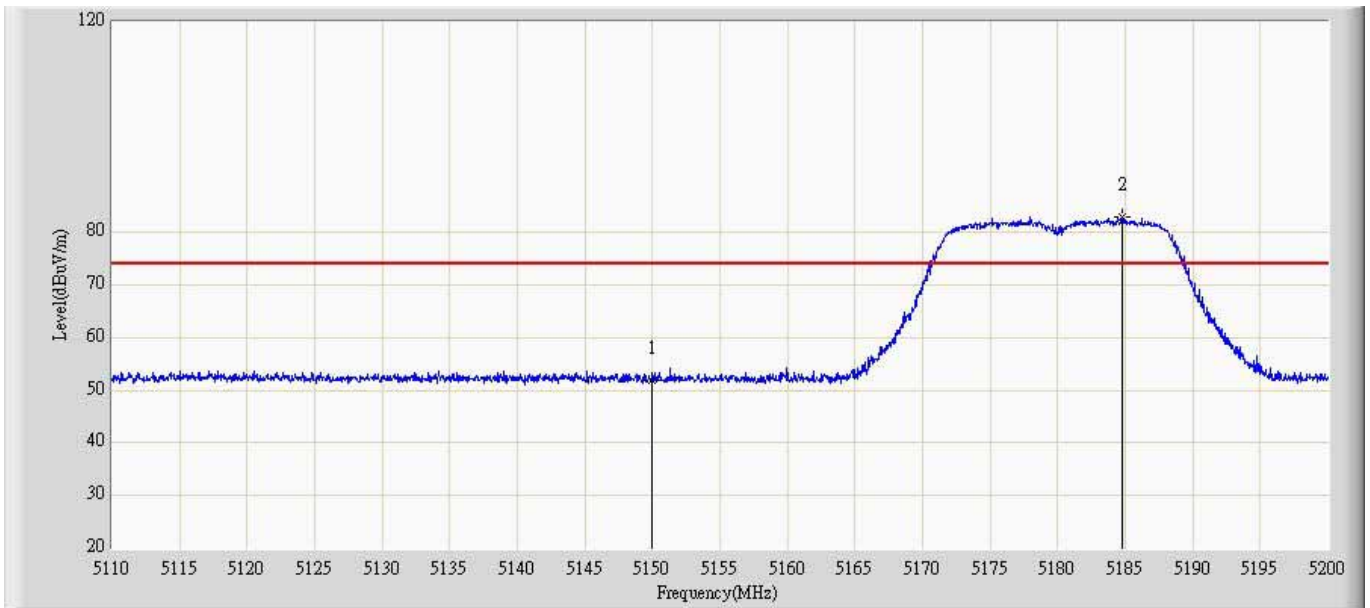
No	Flag	Mark	Frequency (MHz)	Measure Level (dBuV/m)	Reading Level (dBuV)	Over Limit (dB)	Limit (dBuV/m)	Factor	Type
1			5150.000	51.972	11.991	-22.028	74.000	39.981	PK
2		*	5184.250	100.441	60.438	N/A	N/A	40.003	PK

Engineer: Toms	
Site: AC5	Time: 2013/04/07 - 13:35
Limit: FCC_Part15.209_RE(3m)	Margin: 0
Probe: Horn_3117_988(1-18GHz)	Polarity: Vertical
EUT: WIRELESS-ABGN 3X3 NETWORK MINI PCIE ADAPTER	Power: AC 120V/60Hz
Note: Mode2: Transmit at channel 5180MHz by 802.11n20 Chain 1	



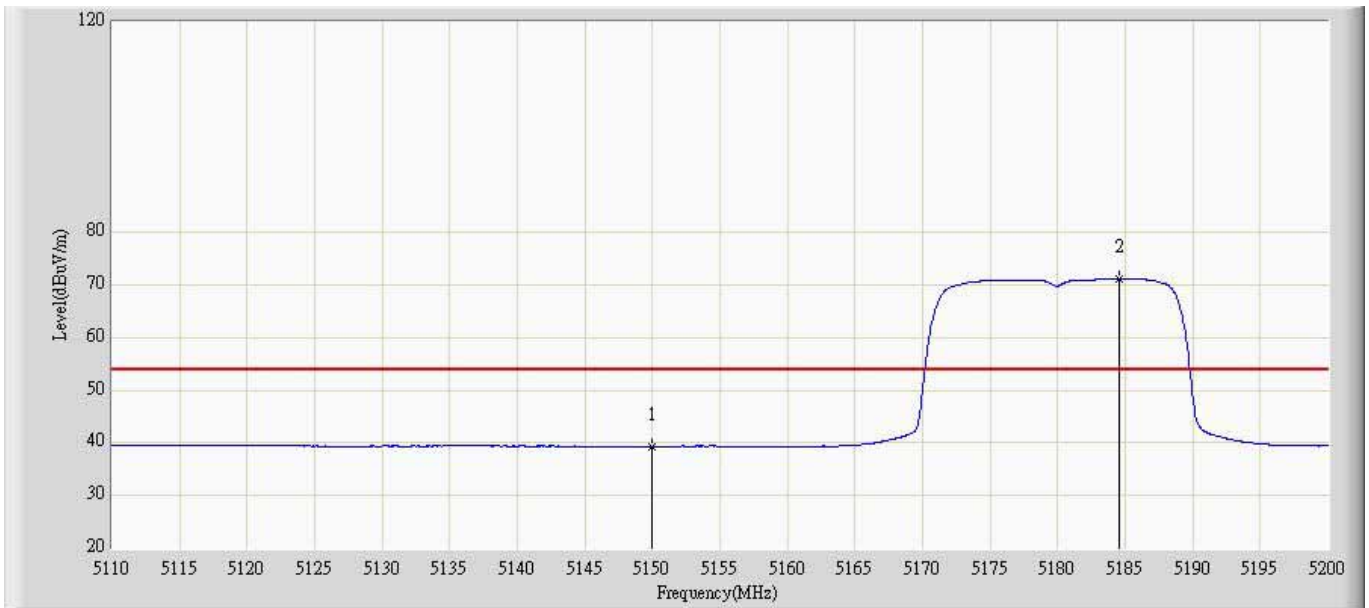
No	Flag	Mark	Frequency (MHz)	Measure Level (dBuV/m)	Reading Level (dBuV)	Over Limit (dB)	Limit (dBuV/m)	Factor	Type
1			5150.000	40.127	0.146	-13.873	54.000	39.981	AV
2		*	5184.295	88.901	48.898	N/A	N/A	40.003	AV

Engineer: Toms	
Site: AC5	Time: 2013/04/07 - 13:36
Limit: FCC_Part15.209_RE(3m)	Margin: 0
Probe: Horn_3117_988(1-18GHz)	Polarity: Horizontal
EUT: WIRELESS-ABGN 3X3 NETWORK MINI PCIE ADAPTER	Power: AC 120V/60Hz
Note: Mode2: Transmit at channel 5180MHz by 802.11n20 Chain 1	



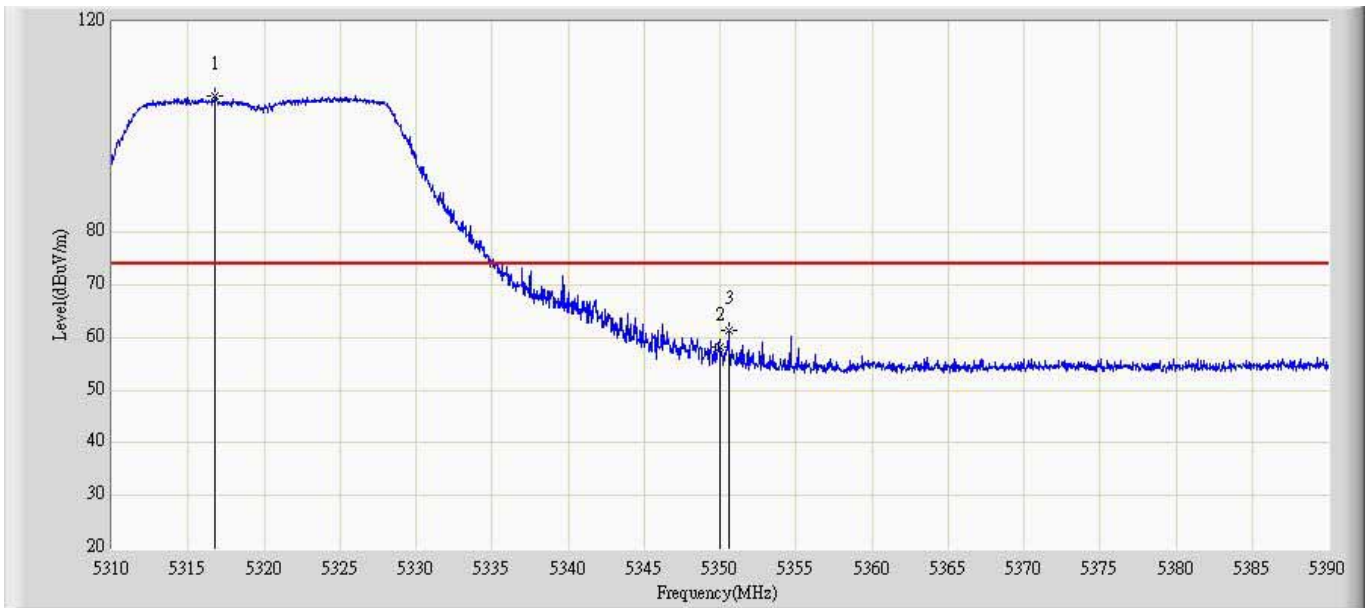
No	Flag	Mark	Frequency (MHz)	Measure Level (dBuV/m)	Reading Level (dBuV)	Over Limit (dB)	Limit (dBuV/m)	Factor	Type
1			5150.000	52.010	11.989	-21.990	74.000	40.021	PK
2		*	5184.745	82.828	42.729	N/A	N/A	40.098	PK

Engineer: Toms	
Site: AC5	Time: 2013/04/07 - 13:37
Limit: FCC_Part15.209_RE(3m)	Margin: 0
Probe: Horn_3117_988(1-18GHz)	Polarity: Horizontal
EUT: WIRELESS-ABGN 3X3 NETWORK MINI PCIE ADAPTER	Power: AC 120V/60Hz
Note: Mode2: Transmit at channel 5180MHz by 802.11n20 Chain 1	



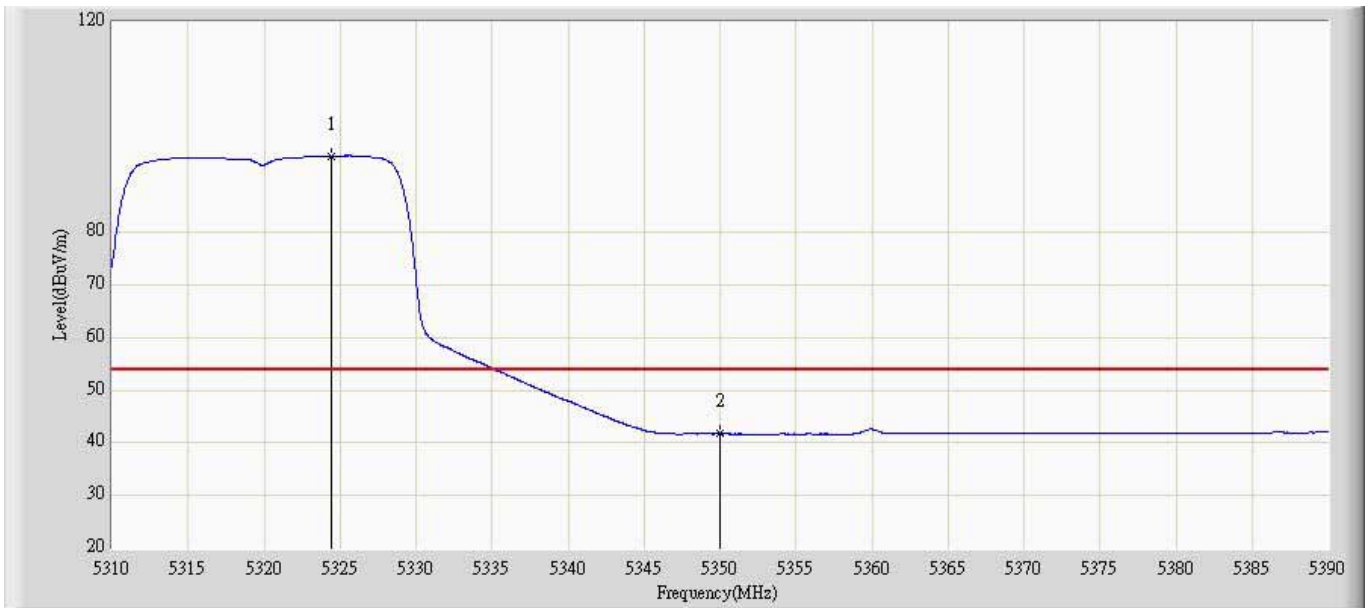
No	Flag	Mark	Frequency (MHz)	Measure Level (dBuV/m)	Reading Level (dBuV)	Over Limit (dB)	Limit (dBuV/m)	Factor	Type
1			5150.000	39.363	-0.658	-14.637	54.000	40.021	AV
2		*	5184.565	71.220	31.122	N/A	N/A	40.098	AV

Engineer: Toms	
Site: AC5	Time: 2013/04/07 - 13:38
Limit: FCC_Part15.209_RE(3m)	Margin: 0
Probe: Horn_3117_988(1-18GHz)	Polarity: Vertical
EUT: WIRELESS-ABGN 3X3 NETWORK MINI PCIE ADAPTER	Power: AC 120V/60Hz
Note: Mode2: Transmit at channel 5320MHz by 802.11n20 Chain 1	



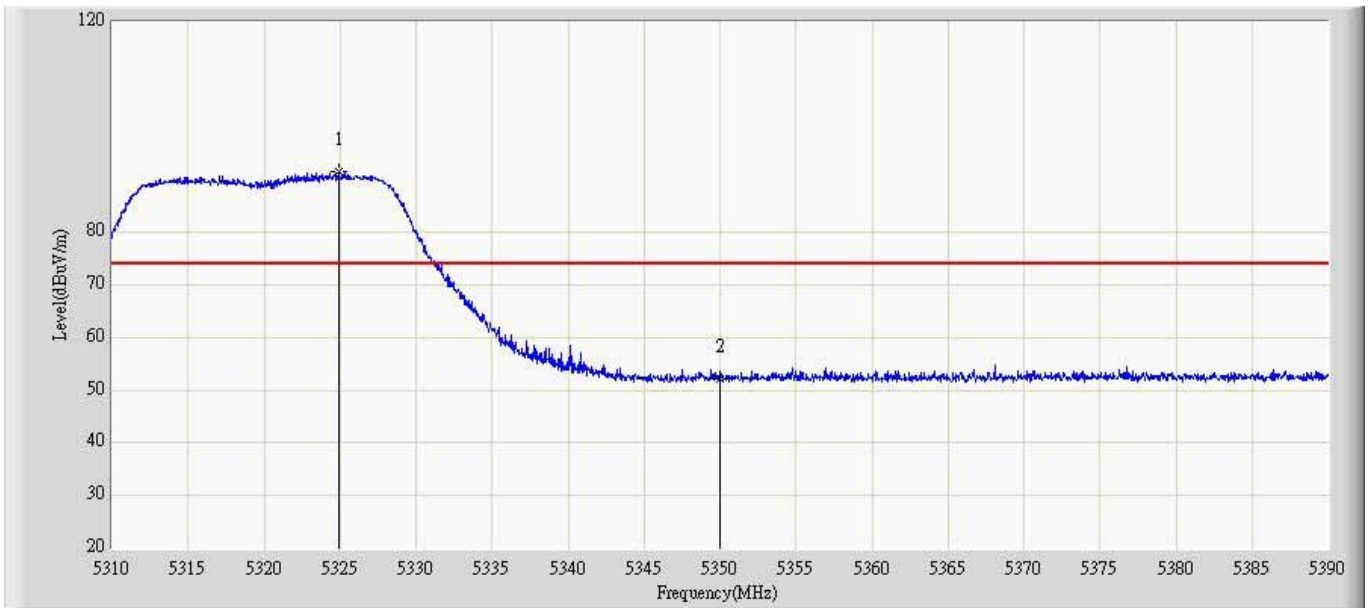
No	Flag	Mark	Frequency (MHz)	Measure Level (dBuV/m)	Reading Level (dBuV)	Over Limit (dB)	Limit (dBuV/m)	Factor	Type
1		*	5316.760	105.777	65.635	N/A	N/A	40.142	PK
2			5350.000	58.104	17.925	-15.896	74.000	40.179	PK
3			5350.560	61.498	21.318	-12.502	74.000	40.180	PK

Engineer: Toms	
Site: AC5	Time: 2013/04/07 - 13:39
Limit: FCC_Part15.209_RE(3m)	Margin: 0
Probe: Horn_3117_988(1-18GHz)	Polarity: Vertical
EUT: WIRELESS-ABGN 3X3 NETWORK MINI PCIE ADAPTER	Power: AC 120V/60Hz
Note: Mode2: Transmit at channel 5320MHz by 802.11n20 Chain 1	



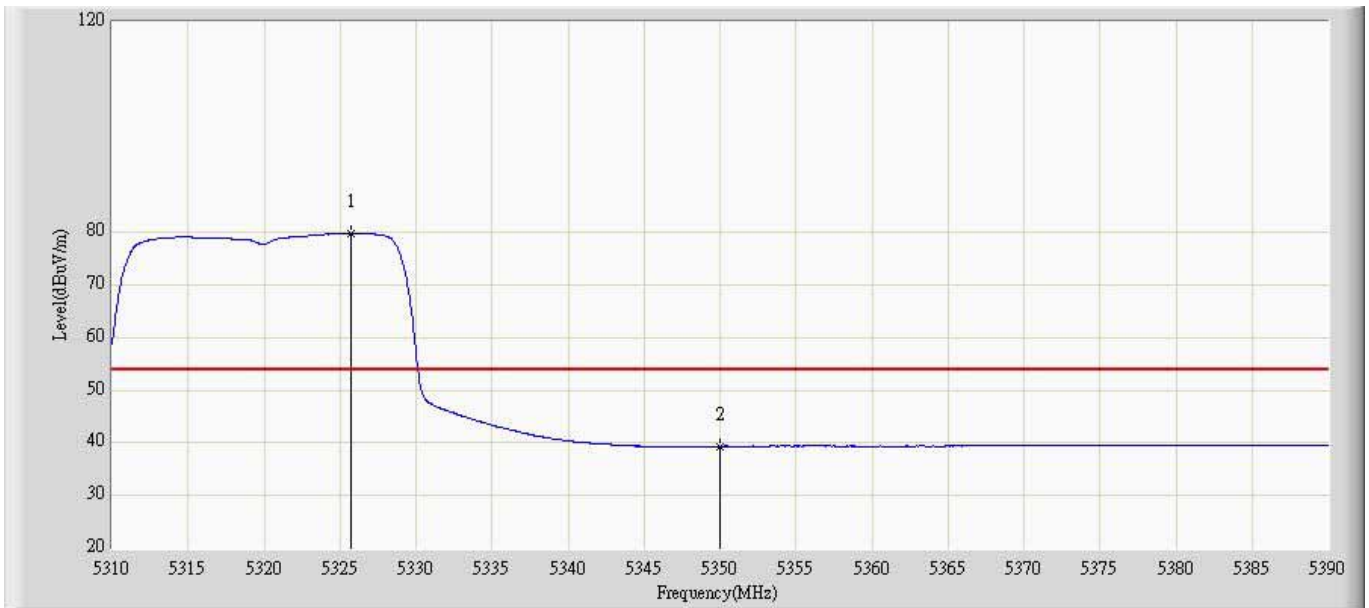
No	Flag	Mark	Frequency (MHz)	Measure Level (dBuV/m)	Reading Level (dBuV)	Over Limit (dB)	Limit (dBuV/m)	Factor	Type
1		*	5324.400	94.499	54.350	N/A	N/A	40.149	AV
2			5350.000	41.702	1.523	-12.298	54.000	40.179	AV

Engineer: Toms	
Site: AC5	Time: 2013/04/07 - 13:39
Limit: FCC_Part15.209_RE(3m)	Margin: 0
Probe: Horn_3117_988(1-18GHz)	Polarity: Horizontal
EUT: WIRELESS-ABGN 3X3 NETWORK MINI PCIE ADAPTER	Power: AC 120V/60Hz
Note: Mode2: Transmit at channel 5320MHz by 802.11n20 Chain 1	



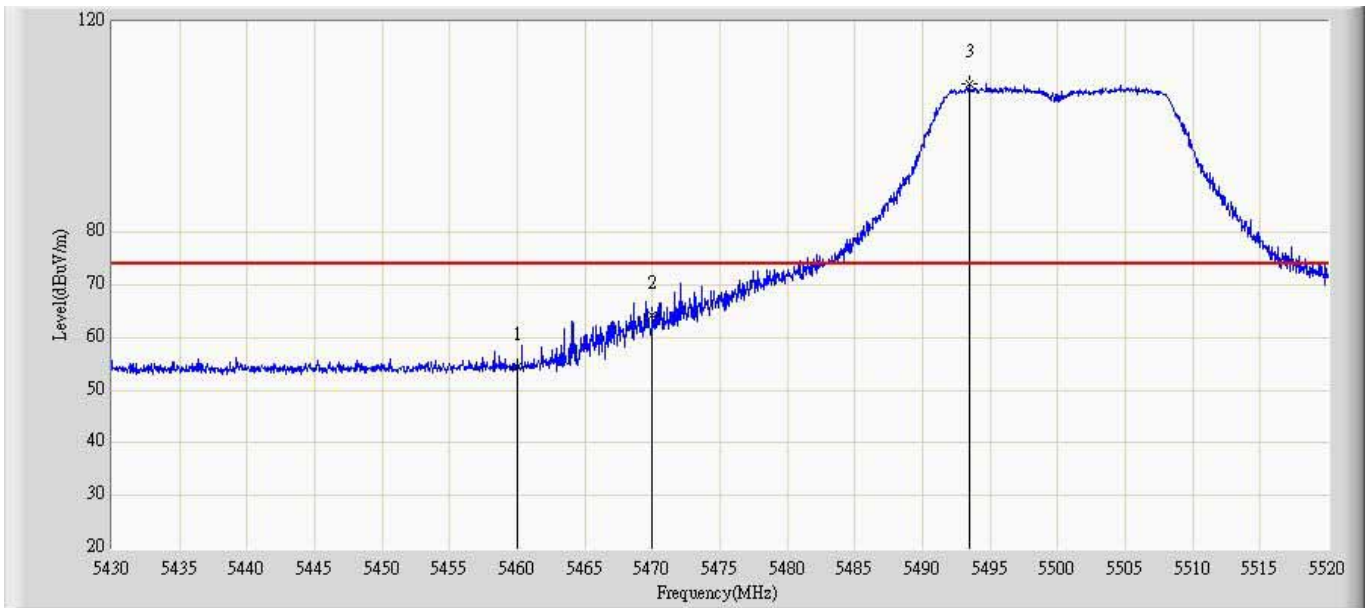
No	Flag	Mark	Frequency (MHz)	Measure Level (dBuV/m)	Reading Level (dBuV)	Over Limit (dB)	Limit (dBuV/m)	Factor	Type
1		*	5324.920	91.590	51.270	N/A	N/A	40.320	PK
2			5350.000	52.314	11.975	-21.686	74.000	40.339	PK

Engineer: Toms	
Site: AC5	Time: 2013/04/07 - 13:41
Limit: FCC_Part15.209_RE(3m)	Margin: 0
Probe: Horn_3117_988(1-18GHz)	Polarity: Horizontal
EUT: WIRELESS-ABGN 3X3 NETWORK MINI PCIE ADAPTER	Power: AC 120V/60Hz
Note: Mode2: Transmit at channel 5320MHz by 802.11n20 Chain 1	



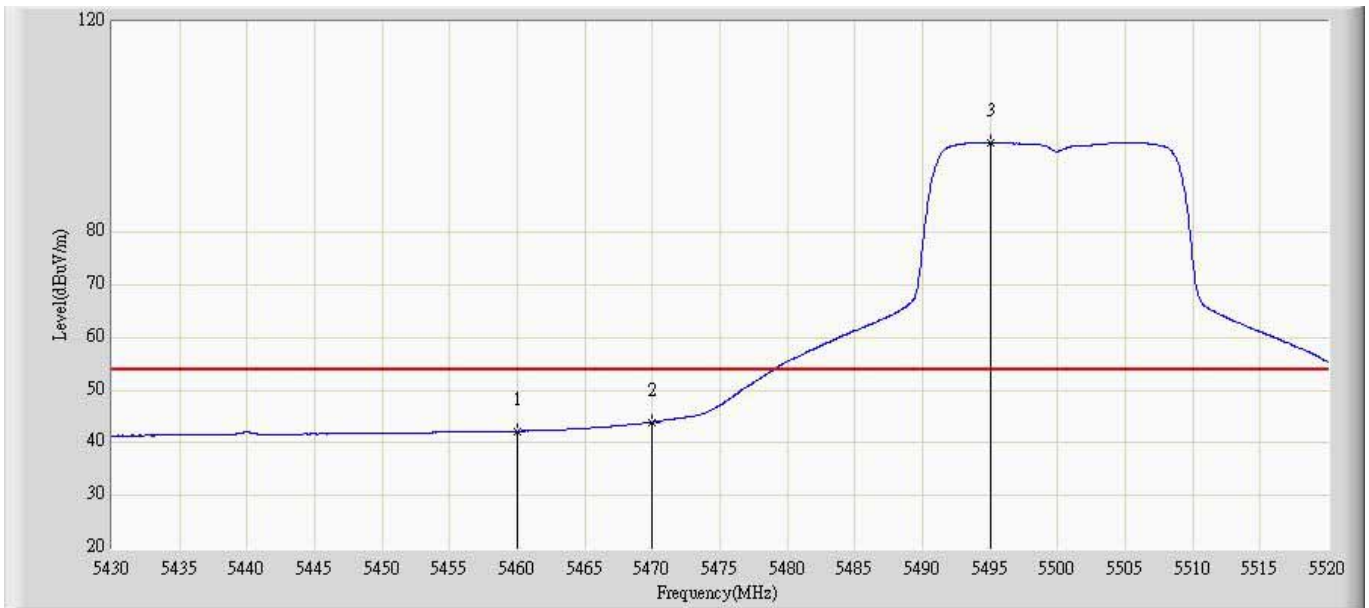
No	Flag	Mark	Frequency (MHz)	Measure Level (dBuV/m)	Reading Level (dBuV)	Over Limit (dB)	Limit (dBuV/m)	Factor	Type
1		*	5325.760	79.824	39.504	N/A	N/A	40.320	AV
2			5350.000	39.364	-0.975	-14.636	54.000	40.339	AV

Engineer: Toms	
Site: AC5	Time: 2013/04/07 - 13:41
Limit: FCC_Part15.209_RE(3m)	Margin: 0
Probe: Horn_3117_988(1-18GHz)	Polarity: Vertical
EUT: WIRELESS-ABGN 3X3 NETWORK MINI PCIE ADAPTER	Power: AC 120V/60Hz
Note: Mode2: Transmit at channel 5500MHz by 802.11n20 Chain 1	



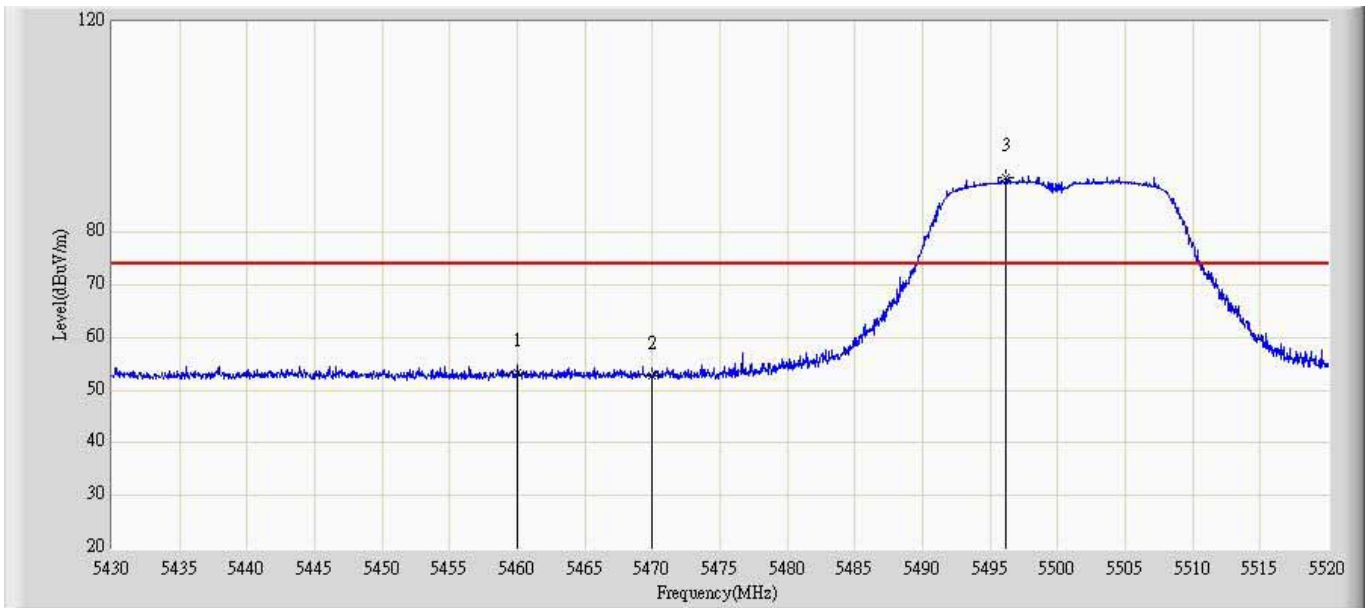
No	Flag	Mark	Frequency (MHz)	Measure Level (dBuV/m)	Reading Level (dBuV)	Over Limit (dB)	Limit (dBuV/m)	Factor	Type
1			5460.000	54.466	14.085	-19.534	74.000	40.382	PK
2			5470.000	64.113	23.717	-24.187	88.300	40.395	PK
3		*	5493.450	108.089	67.661	N/A	N/A	40.428	PK

Engineer: Toms	
Site: AC5	Time: 2013/04/07 - 13:43
Limit: FCC_Part15.209_RE(3m)	Margin: 0
Probe: Horn_3117_988(1-18GHz)	Polarity: Vertical
EUT: WIRELESS-ABGN 3X3 NETWORK MINI PCIE ADAPTER	Power: AC 120V/60Hz
Note: Mode2: Transmit at channel 5500MHz by 802.11n20 Chain 1	



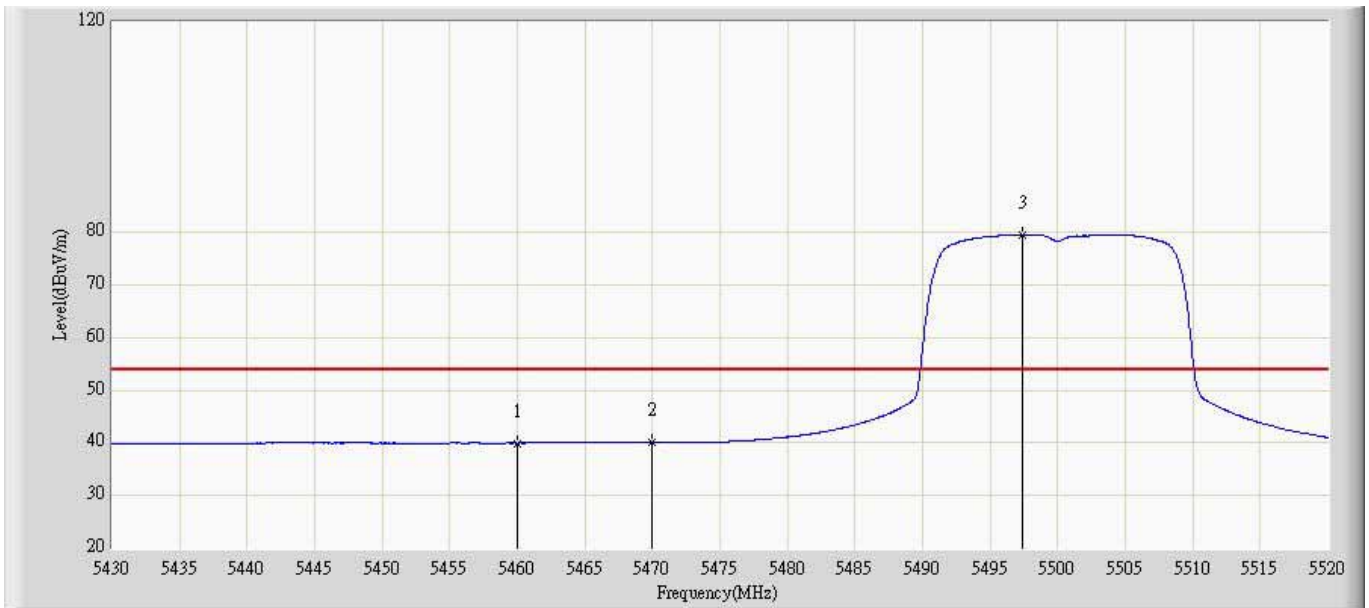
No	Flag	Mark	Frequency (MHz)	Measure Level (dBuV/m)	Reading Level (dBuV)	Over Limit (dB)	Limit (dBuV/m)	Factor	Type
1			5460.000	42.264	1.883	-11.736	54.000	40.382	AV
2			5470.000	43.925	3.529	-24.375	68.300	40.395	AV
3		*	5495.025	97.045	56.614	N/A	N/A	40.431	AV

Engineer: Toms	
Site: AC5	Time: 2013/04/07 - 13:43
Limit: FCC_Part15.209_RE(3m)	Margin: 0
Probe: Horn_3117_988(1-18GHz)	Polarity: Horizontal
EUT: WIRELESS-ABGN 3X3 NETWORK MINI PCIE ADAPTER	Power: AC 120V/60Hz
Note: Mode2: Transmit at channel 5500MHz by 802.11n20 Chain 1	



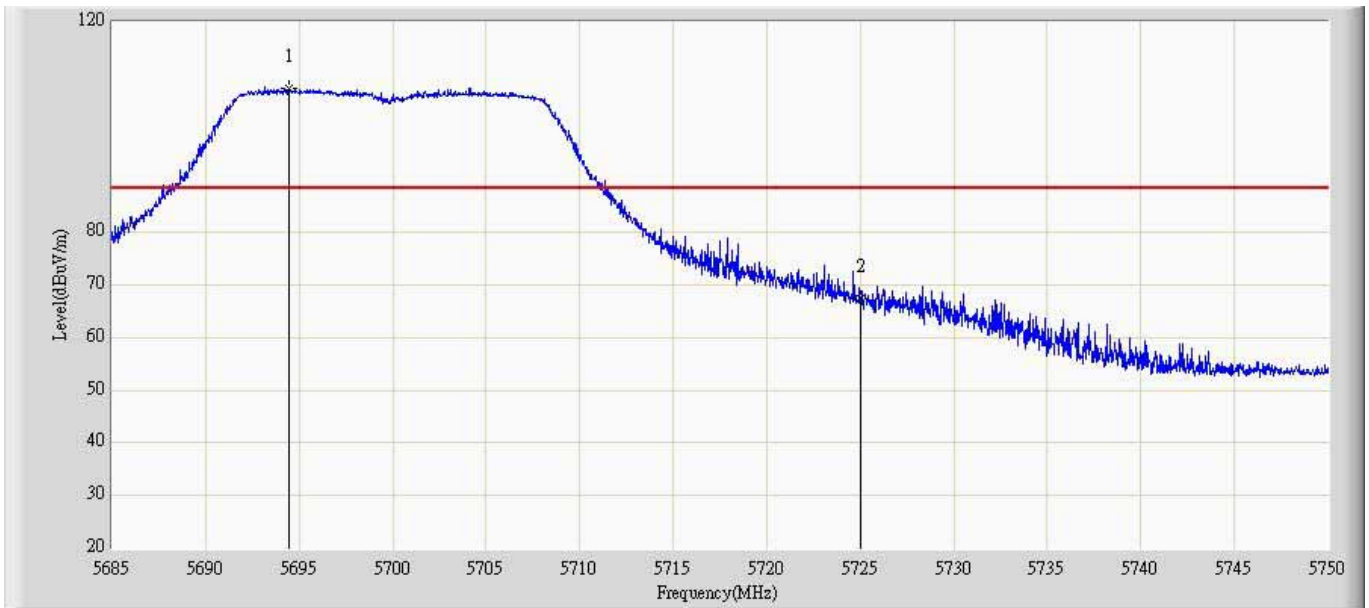
No	Flag	Mark	Frequency (MHz)	Measure Level (dBuV/m)	Reading Level (dBuV)	Over Limit (dB)	Limit (dBuV/m)	Factor	Type
1			5460.000	53.327	12.829	-20.673	74.000	40.498	PK
2			5470.000	52.626	12.119	-35.674	88.300	40.507	PK
3		*	5496.195	90.489	49.955	N/A	N/A	40.534	PK

Engineer: Toms	
Site: AC5	Time: 2013/04/07 - 13:45
Limit: FCC_Part15.209_RE(3m)	Margin: 0
Probe: Horn_3117_988(1-18GHz)	Polarity: Horizontal
EUT: WIRELESS-ABGN 3X3 NETWORK MINI PCIE ADAPTER	Power: AC 120V/60Hz
Note: Mode2: Transmit at channel 5500MHz by 802.11n20 Chain 1	



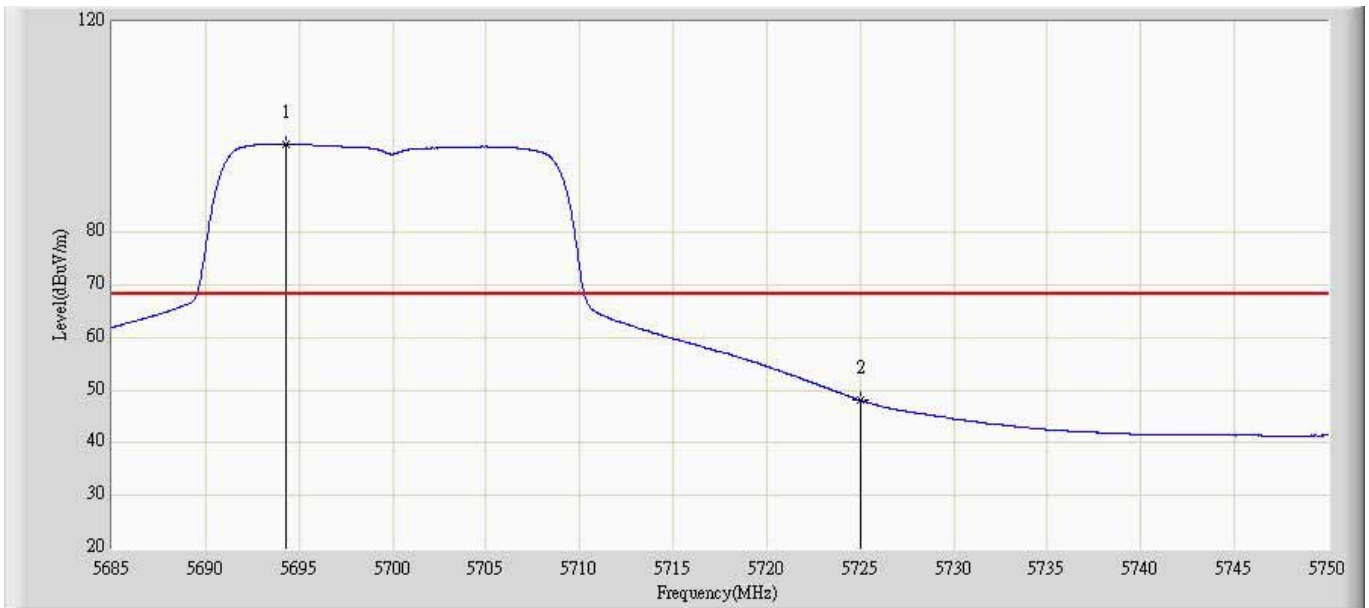
No	Flag	Mark	Frequency (MHz)	Measure Level (dBuV/m)	Reading Level (dBuV)	Over Limit (dB)	Limit (dBuV/m)	Factor	Type
1			5460.000	39.967	-0.531	-14.033	54.000	40.498	AV
2			5470.000	40.057	-0.450	-28.243	68.300	40.507	AV
3		*	5497.410	79.526	38.990	N/A	N/A	40.536	AV

Engineer: Toms	
Site: AC5	Time: 2013/04/07 - 13:45
Limit: FCC_Part15.407_RE(3m)	Margin: 0
Probe: Horn_3117_988(1-18GHz)	Polarity: Vertical
EUT: WIRELESS-ABGN 3X3 NETWORK MINI PCIE ADAPTER	Power: AC 120V/60Hz
Note: Mode2: Transmit at channel 5700MHz by 802.11n20 Chain 1	



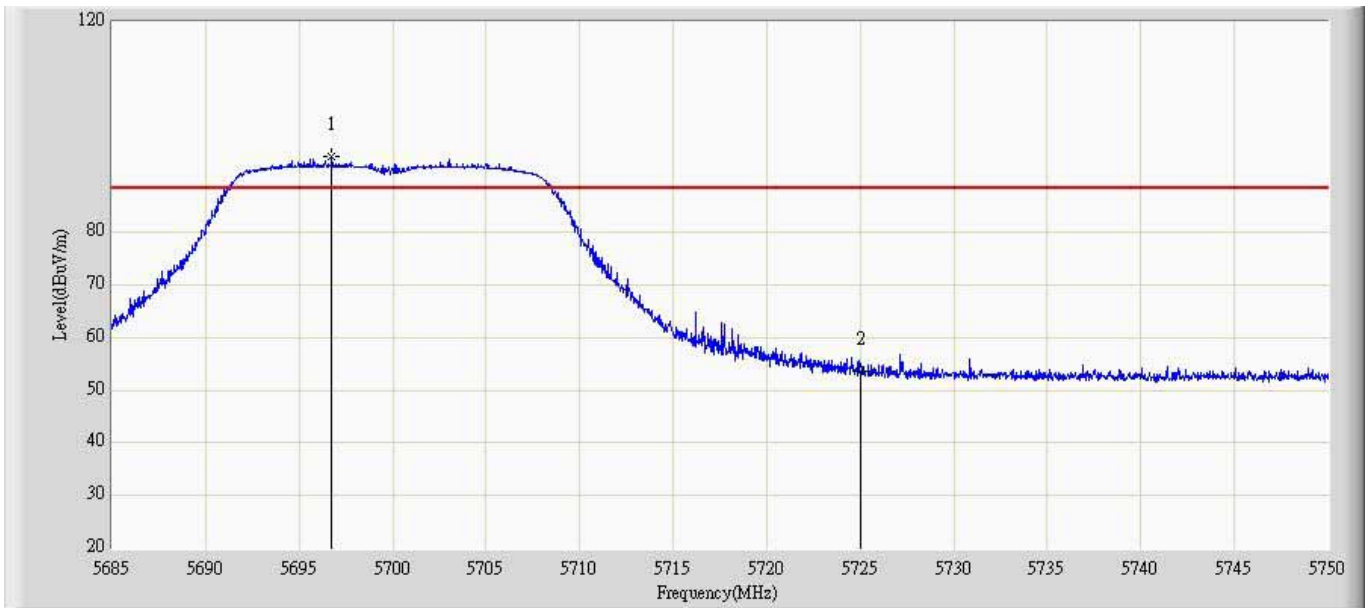
No	Flag	Mark	Frequency (MHz)	Measure Level (dBuV/m)	Reading Level (dBuV)	Over Limit (dB)	Limit (dBuV/m)	Factor	Type
1		*	5694.490	107.424	66.632	N/A	N/A	40.792	PK
2			5725.000	67.470	26.650	-20.830	88.300	40.820	PK

Engineer: Toms	
Site: AC5	Time: 2013/04/07 - 13:47
Limit: FCC_Part15.407_RE(3m)	Margin: 0
Probe: Horn_3117_988(1-18GHz)	Polarity: Vertical
EUT: WIRELESS-ABGN 3X3 NETWORK MINI PCIE ADAPTER	Power: AC 120V/60Hz
Note: Mode2: Transmit at channel 5700MHz by 802.11n20 Chain 1	



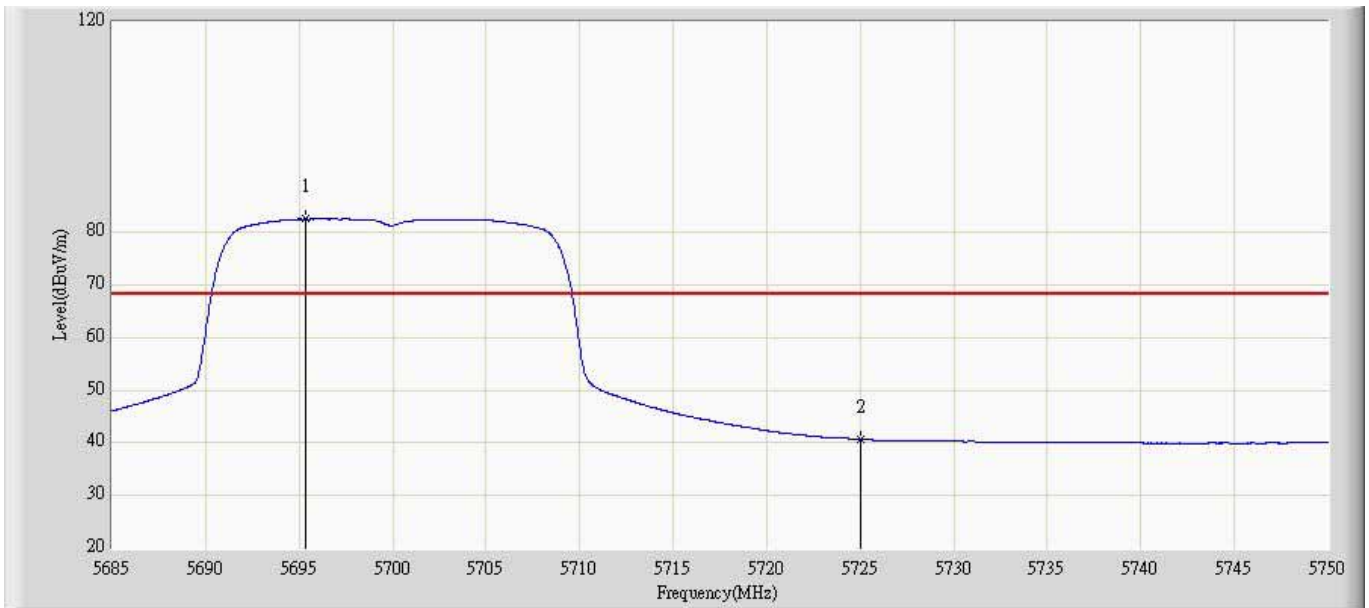
No	Flag	Mark	Frequency (MHz)	Measure Level (dBuV/m)	Reading Level (dBuV)	Over Limit (dB)	Limit (dBuV/m)	Factor	Type
1		*	5694.263	96.745	55.954	N/A	N/A	40.792	AV
2			5725.000	48.121	7.301	-20.179	68.300	40.820	AV

Engineer: Toms	
Site: AC5	Time: 2013/04/07 - 13:47
Limit: FCC_Part15.407_RE(3m)	Margin: 0
Probe: Horn_3117_988(1-18GHz)	Polarity: Horizontal
EUT: WIRELESS-ABGN 3X3 NETWORK MINI PCIE ADAPTER	Power: AC 120V/60Hz
Note: Mode2: Transmit at channel 5700MHz by 802.11n20 Chain 1	



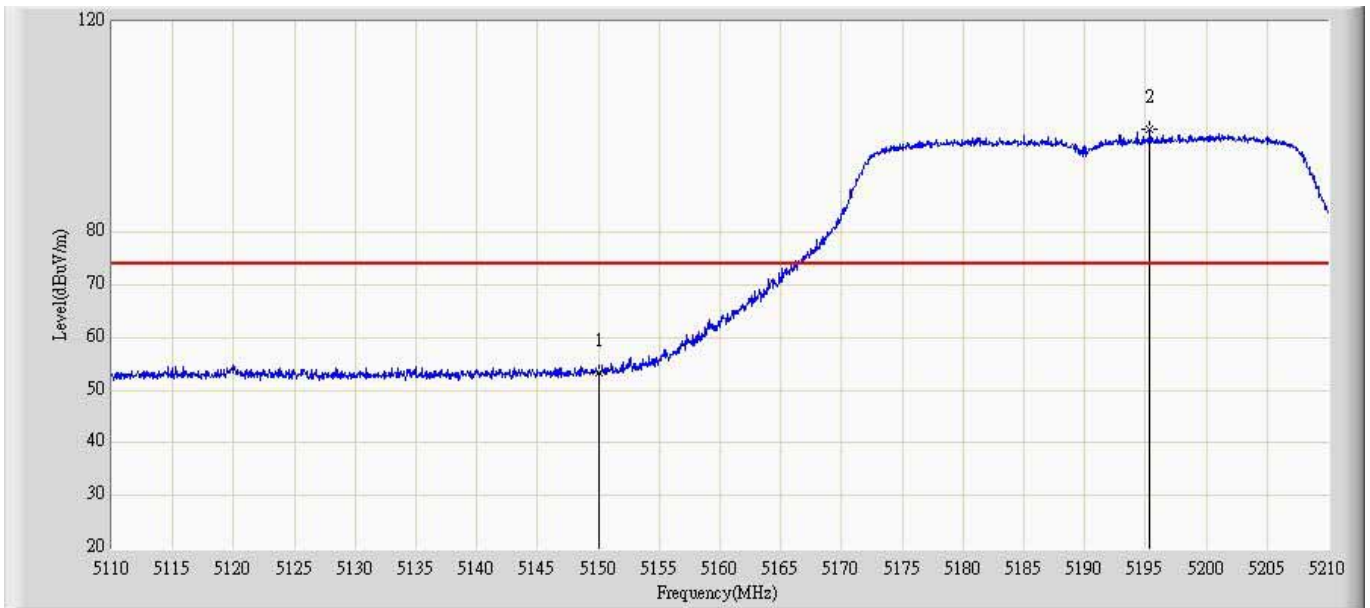
No	Flag	Mark	Frequency (MHz)	Measure Level (dBuV/m)	Reading Level (dBuV)	Over Limit (dB)	Limit (dBuV/m)	Factor	Type
1		*	5696.732	94.413	53.598	N/A	N/A	40.815	PK
2			5725.000	53.632	12.802	-34.668	88.300	40.830	PK

Engineer: Toms	
Site: AC5	Time: 2013/04/07 - 13:48
Limit: FCC_Part15.407_RE(3m)	Margin: 0
Probe: Horn_3117_988(1-18GHz)	Polarity: Horizontal
EUT: WIRELESS-ABGN 3X3 NETWORK MINI PCIE ADAPTER	Power: AC 120V/60Hz
Note: Mode2: Transmit at channel 5700MHz by 802.11n20 Chain 1	



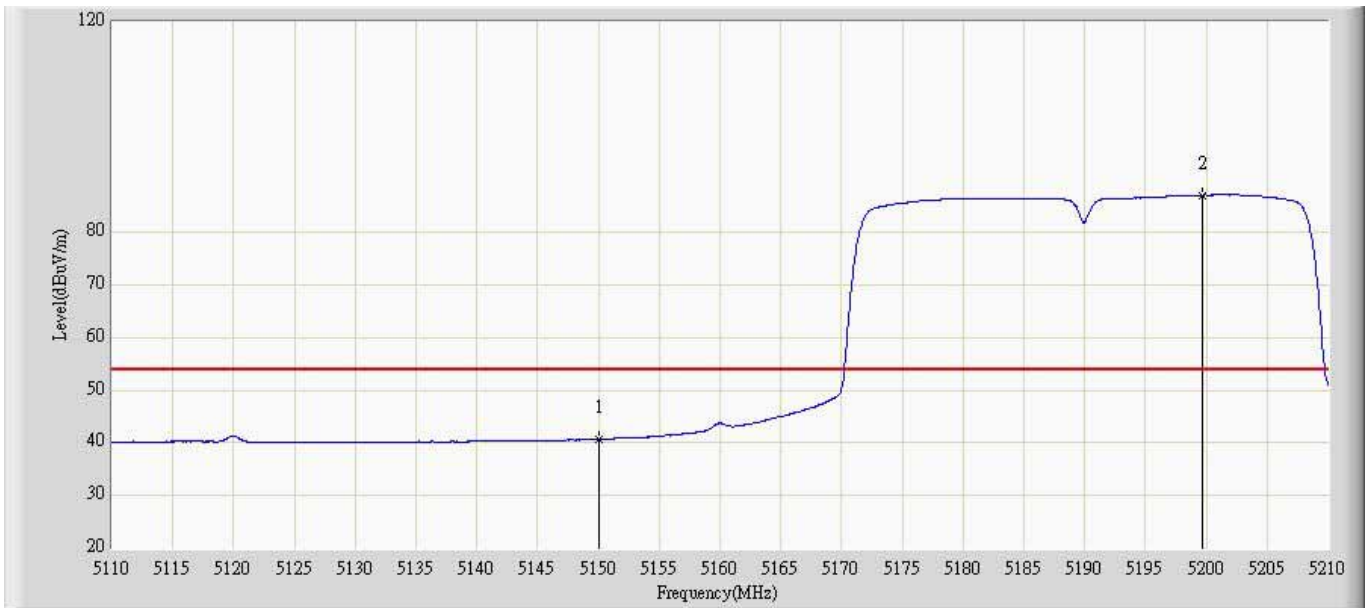
No	Flag	Mark	Frequency (MHz)	Measure Level (dBuV/m)	Reading Level (dBuV)	Over Limit (dB)	Limit (dBuV/m)	Factor	Type
1		*	5695.368	82.514	41.699	N/A	N/A	40.815	AV
2			5725.000	40.660	-0.170	-27.640	68.300	40.830	AV

Engineer: Toms	
Site: AC5	Time: 2013/04/07 - 13:50
Limit: FCC_Part15.209_RE(3m)	Margin: 0
Probe: Horn_3117_988(1-18GHz)	Polarity: Vertical
EUT: WIRELESS-ABGN 3X3 NETWORK MINI PCIE ADAPTER	Power: AC 120V/60Hz
Note: Mode3: Transmit at channel 5190MHz by 802.11n40 Chain 1	



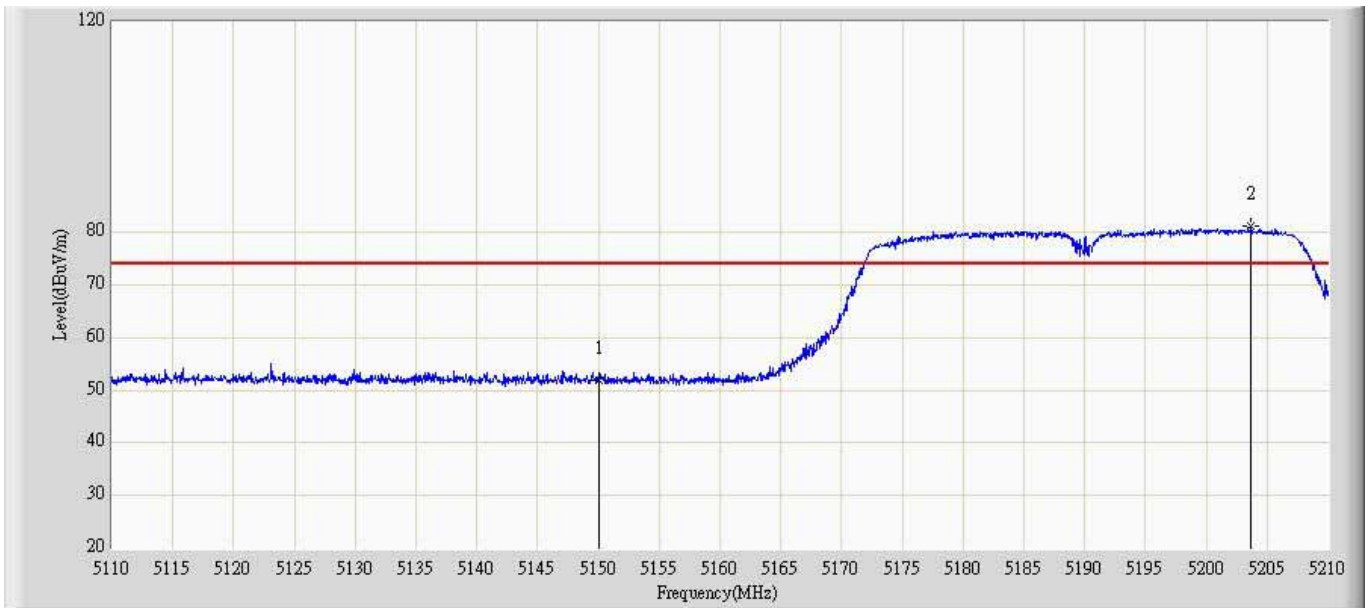
No	Flag	Mark	Frequency (MHz)	Measure Level (dBuV/m)	Reading Level (dBuV)	Over Limit (dB)	Limit (dBuV/m)	Factor	Type
1			5150.000	53.376	13.395	-20.624	74.000	39.981	PK
2		*	5195.350	99.488	59.472	N/A	N/A	40.016	PK

Engineer: Toms	
Site: AC5	Time: 2013/04/07 - 13:53
Limit: FCC_Part15.209_RE(3m)	Margin: 0
Probe: Horn_3117_988(1-18GHz)	Polarity: Vertical
EUT: WIRELESS-ABGN 3X3 NETWORK MINI PCIE ADAPTER	Power: AC 120V/60Hz
Note: Mode3: Transmit at channel 5190MHz by 802.11n40 Chain 1	



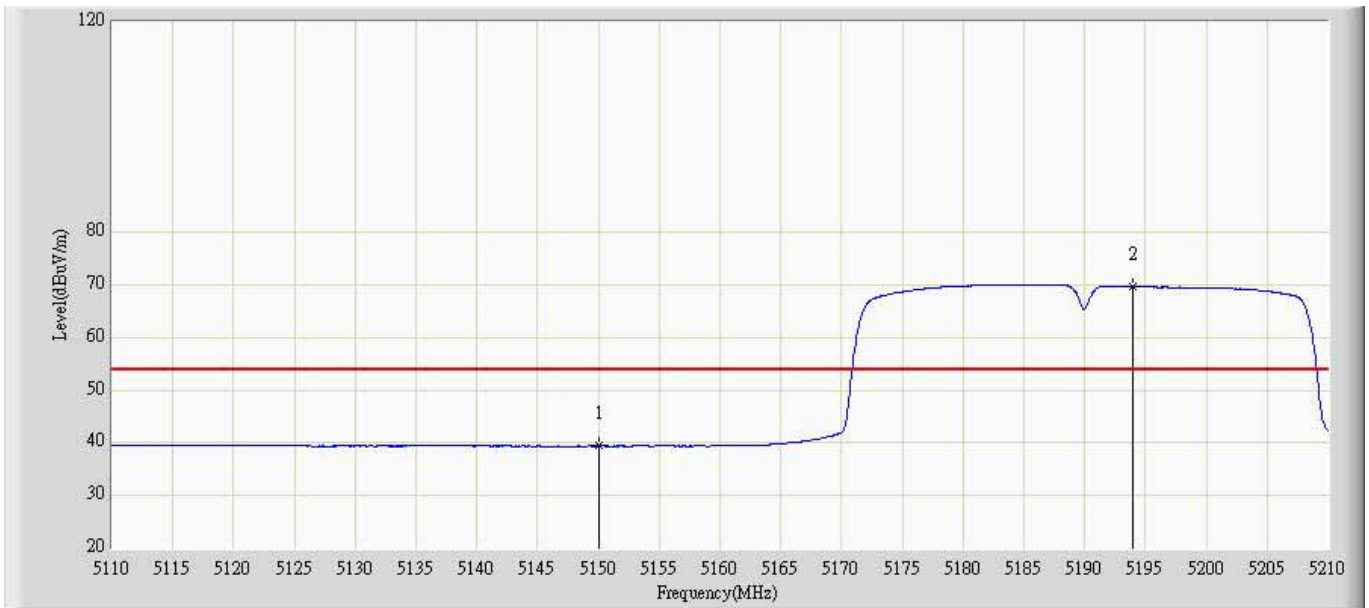
No	Flag	Mark	Frequency (MHz)	Measure Level (dBuV/m)	Reading Level (dBuV)	Over Limit (dB)	Limit (dBuV/m)	Factor	Type
1			5150.000	40.712	0.731	-13.288	54.000	39.981	AV
2		*	5199.700	87.084	47.064	N/A	N/A	40.020	AV

Engineer: Toms	
Site: AC5	Time: 2013/04/07 - 13:53
Limit: FCC_Part15.209_RE(3m)	Margin: 0
Probe: Horn_3117_988(1-18GHz)	Polarity: Horizontal
EUT: WIRELESS-ABGN 3X3 NETWORK MINI PCIE ADAPTER	Power: AC 120V/60Hz
Note: Mode3: Transmit at channel 5190MHz by 802.11n40 Chain 1	



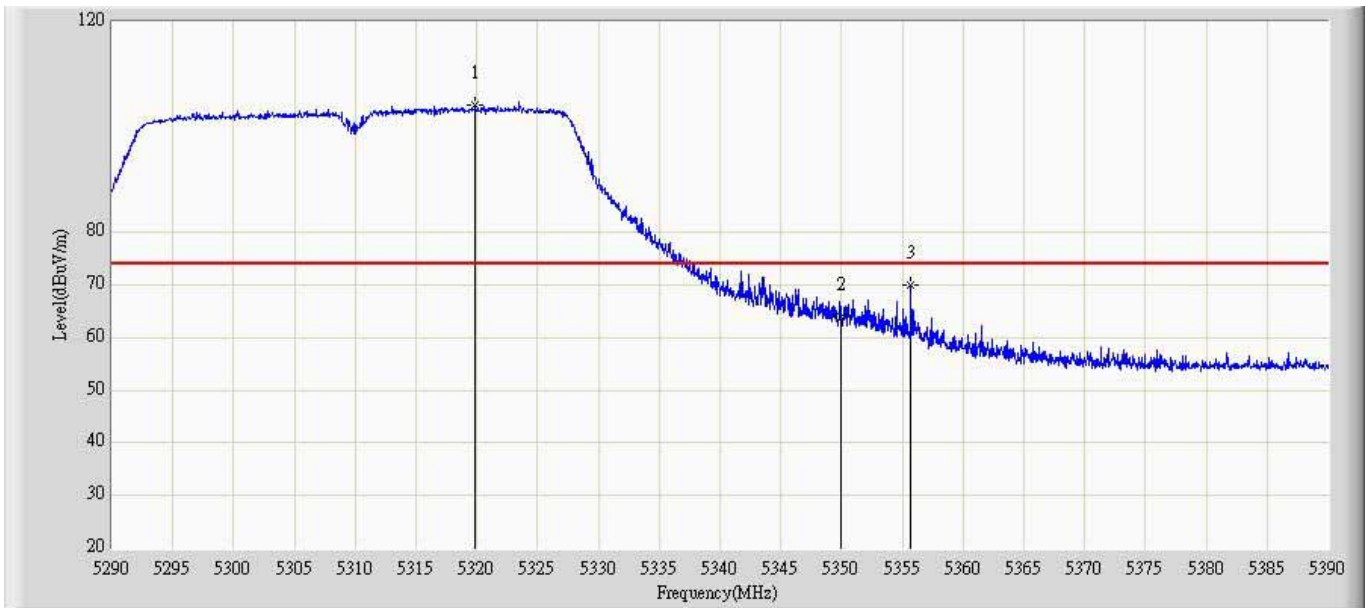
No	Flag	Mark	Frequency (MHz)	Measure Level (dBuV/m)	Reading Level (dBuV)	Over Limit (dB)	Limit (dBuV/m)	Factor	Type
1			5150.000	51.889	11.868	-22.111	74.000	40.021	PK
2		*	5203.700	81.137	40.988	N/A	N/A	40.149	PK

Engineer: Toms	
Site: AC5	Time: 2013/04/07 - 13:54
Limit: FCC_Part15.209_RE(3m)	Margin: 0
Probe: Horn_3117_988(1-18GHz)	Polarity: Horizontal
EUT: WIRELESS-ABGN 3X3 NETWORK MINI PCIE ADAPTER	Power: AC 120V/60Hz
Note: Mode3: Transmit at channel 5190MHz by 802.11n40 Chain 1	



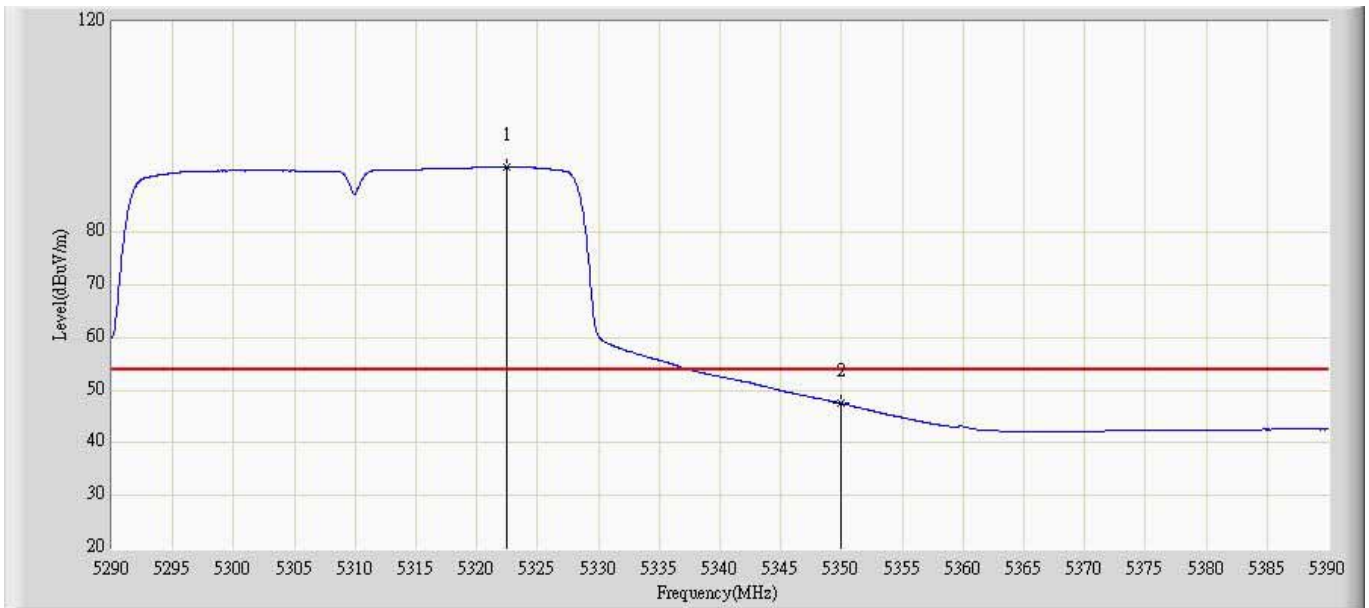
No	Flag	Mark	Frequency (MHz)	Measure Level (dBuV/m)	Reading Level (dBuV)	Over Limit (dB)	Limit (dBuV/m)	Factor	Type
1			5150.000	39.398	-0.623	-14.602	54.000	40.021	AV
2		*	5193.950	69.656	29.532	N/A	N/A	40.124	AV

Engineer: Toms	
Site: AC5	Time: 2013/04/07 - 13:59
Limit: FCC_Part15.209_RE(3m)	Margin: 0
Probe: Horn_3117_988(1-18GHz)	Polarity: Vertical
EUT: WIRELESS-ABGN 3X3 NETWORK MINI PCIE ADAPTER	Power: AC 120V/60Hz
Note: Mode3: Transmit at channel 5310MHz by 802.11n40 Chain 1	



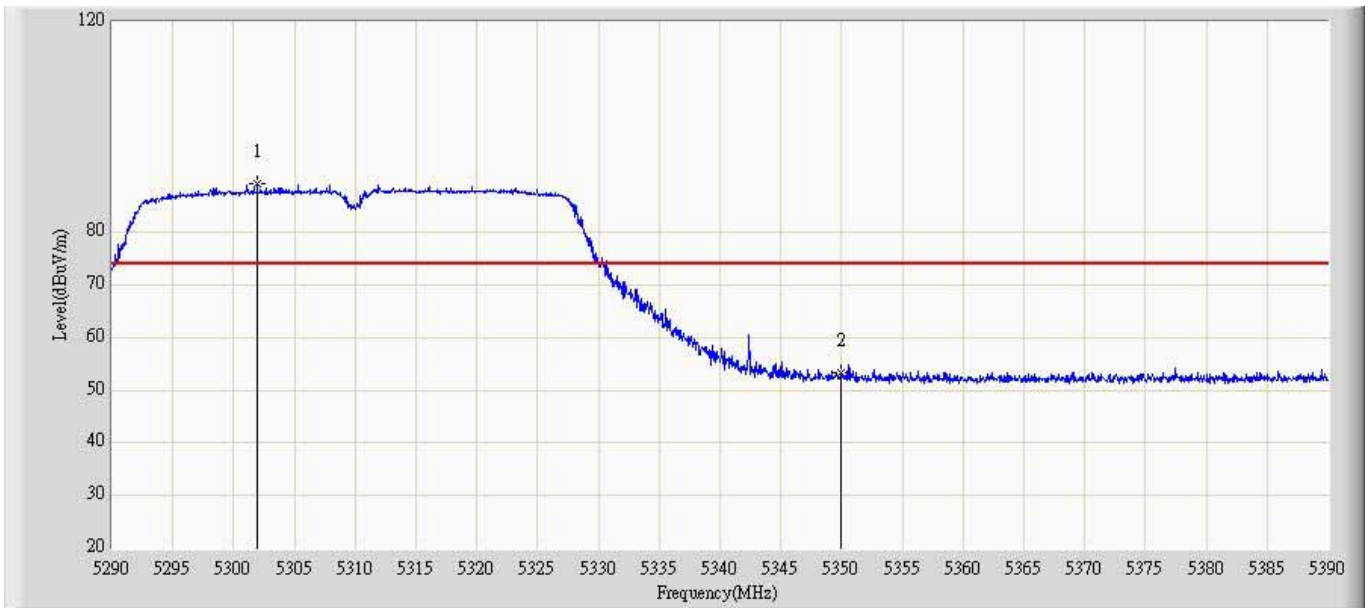
No	Flag	Mark	Frequency (MHz)	Measure Level (dBuV/m)	Reading Level (dBuV)	Over Limit (dB)	Limit (dBuV/m)	Factor	Type
1		*	5319.900	104.283	64.137	N/A	N/A	40.146	PK
2			5350.000	64.039	23.860	-9.961	74.000	40.179	PK
3			5355.700	70.063	29.874	-3.937	74.000	40.189	PK

Engineer: Toms	
Site: AC5	Time: 2013/04/07 - 14:01
Limit: FCC_Part15.209_RE(3m)	Margin: 0
Probe: Horn_3117_988(1-18GHz)	Polarity: Vertical
EUT: WIRELESS-ABGN 3X3 NETWORK MINI PCIE ADAPTER	Power: AC 120V/60Hz
Note: Mode3: Transmit at channel 5310MHz by 802.11n40 Chain 1	



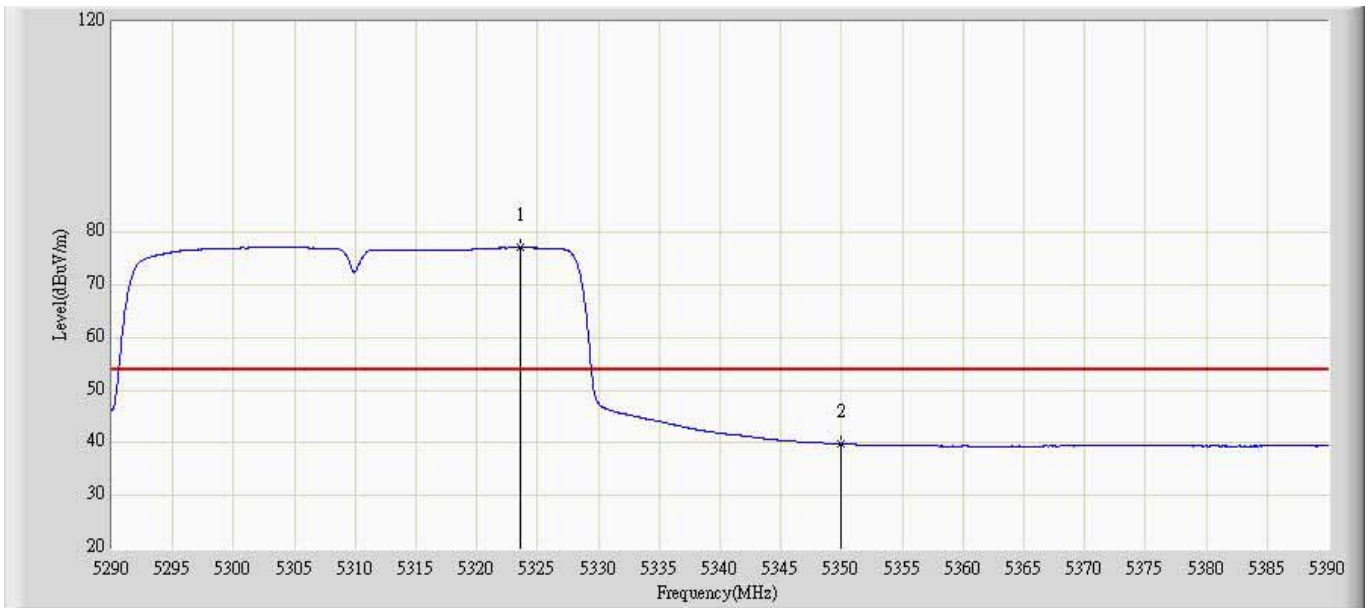
No	Flag	Mark	Frequency (MHz)	Measure Level (dBuV/m)	Reading Level (dBuV)	Over Limit (dB)	Limit (dBuV/m)	Factor	Type
1		*	5322.500	92.519	52.371	N/A	N/A	40.148	AV
2			5350.000	47.505	7.326	-6.495	54.000	40.179	AV

Engineer: Toms	
Site: AC5	Time: 2013/04/07 - 14:01
Limit: FCC_Part15.209_RE(3m)	Margin: 0
Probe: Horn_3117_988(1-18GHz)	Polarity: Horizontal
EUT: WIRELESS-ABGN 3X3 NETWORK MINI PCIE ADAPTER	Power: AC 120V/60Hz
Note: Mode3: Transmit at channel 5310MHz by 802.11n40 Chain 1	



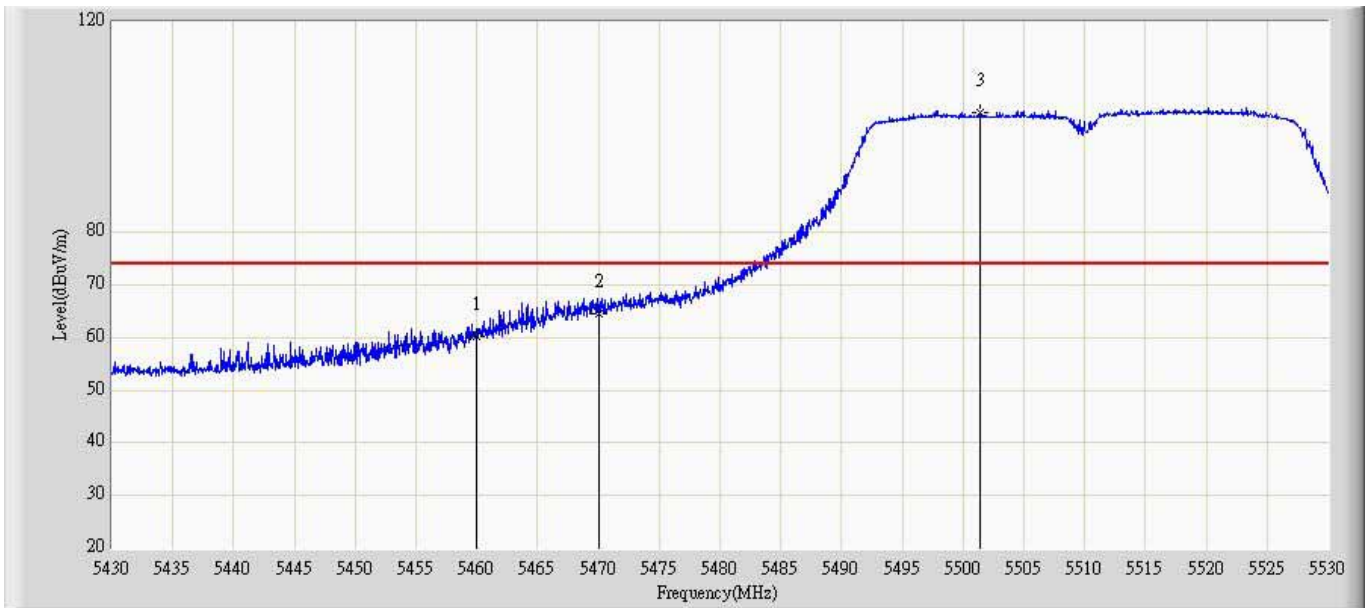
No	Flag	Mark	Frequency (MHz)	Measure Level (dBuV/m)	Reading Level (dBuV)	Over Limit (dB)	Limit (dBuV/m)	Factor	Type
1		*	5301.950	89.232	48.931	N/A	N/A	40.301	PK
2			5350.000	53.267	12.928	-20.733	74.000	40.339	PK

Engineer: Toms	
Site: AC5	Time: 2013/04/07 - 14:02
Limit: FCC_Part15.209_RE(3m)	Margin: 0
Probe: Horn_3117_988(1-18GHz)	Polarity: Horizontal
EUT: WIRELESS-ABGN 3X3 NETWORK MINI PCIE ADAPTER	Power: AC 120V/60Hz
Note: Mode3: Transmit at channel 5310MHz by 802.11n40 Chain 1	



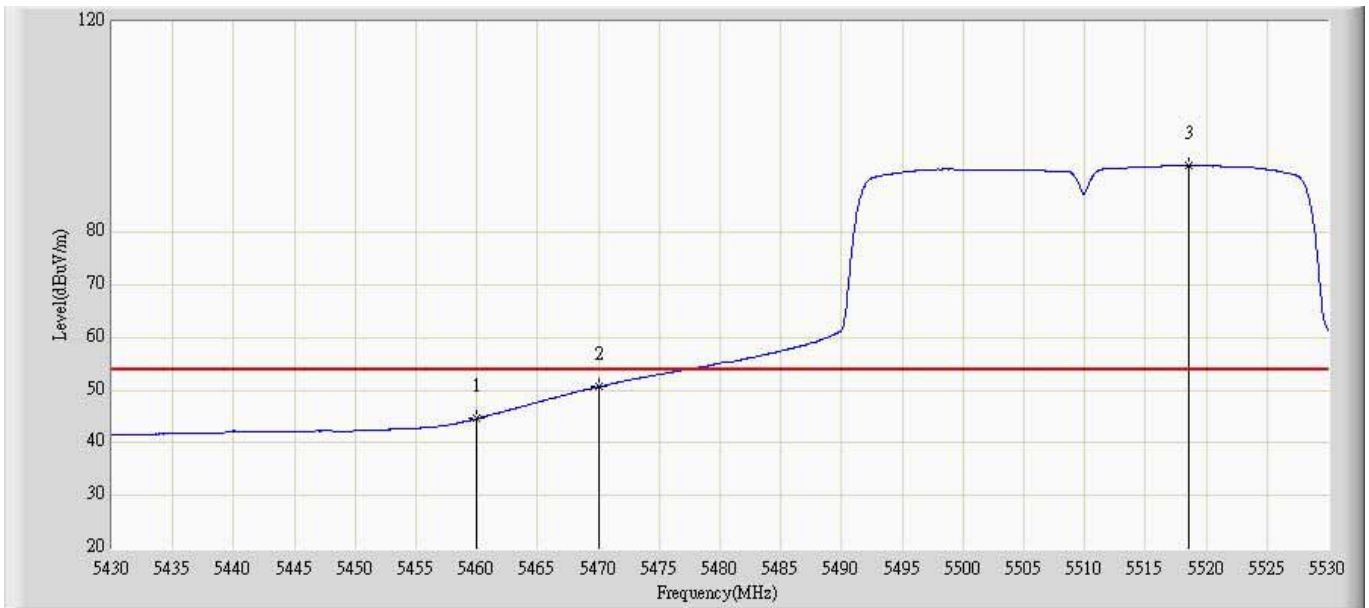
No	Flag	Mark	Frequency (MHz)	Measure Level (dBuV/m)	Reading Level (dBuV)	Over Limit (dB)	Limit (dBuV/m)	Factor	Type
1		*	5323.550	77.104	36.785	N/A	N/A	40.319	AV
2			5350.000	39.889	-0.450	-14.111	54.000	40.339	AV

Engineer: Toms	
Site: AC5	Time: 2013/04/07 - 14:03
Limit: FCC_Part15.209_RE(3m)	Margin: 0
Probe: Horn_3117_988(1-18GHz)	Polarity: Vertical
EUT: WIRELESS-ABGN 3X3 NETWORK MINI PCIE ADAPTER	Power: AC 120V/60Hz
Note: Mode3: Transmit at channel 5510MHz by 802.11n40 Chain 1	



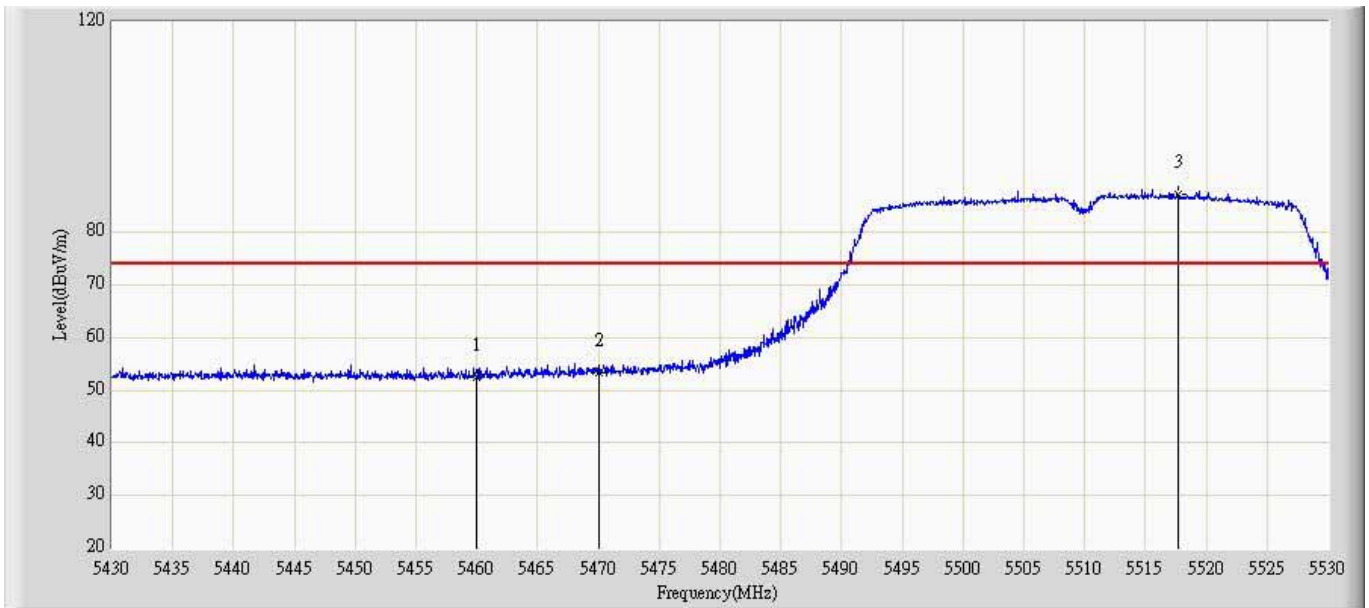
No	Flag	Mark	Frequency (MHz)	Measure Level (dBuV/m)	Reading Level (dBuV)	Over Limit (dB)	Limit (dBuV/m)	Factor	Type
1			5460.000	60.099	19.718	-13.901	74.000	40.382	PK
2			5470.000	64.595	24.199	-23.705	88.300	40.395	PK
3		*	5501.350	102.775	62.335	N/A	N/A	40.441	PK

Engineer: Toms	
Site: AC5	Time: 2013/04/07 - 14:08
Limit: FCC_Part15.209_RE(3m)	Margin: 0
Probe: Horn_3117_988(1-18GHz)	Polarity: Vertical
EUT: WIRELESS-ABGN 3X3 NETWORK MINI PCIE ADAPTER	Power: AC 120V/60Hz
Note: Mode3: Transmit at channel 5510MHz by 802.11n40 Chain 1	



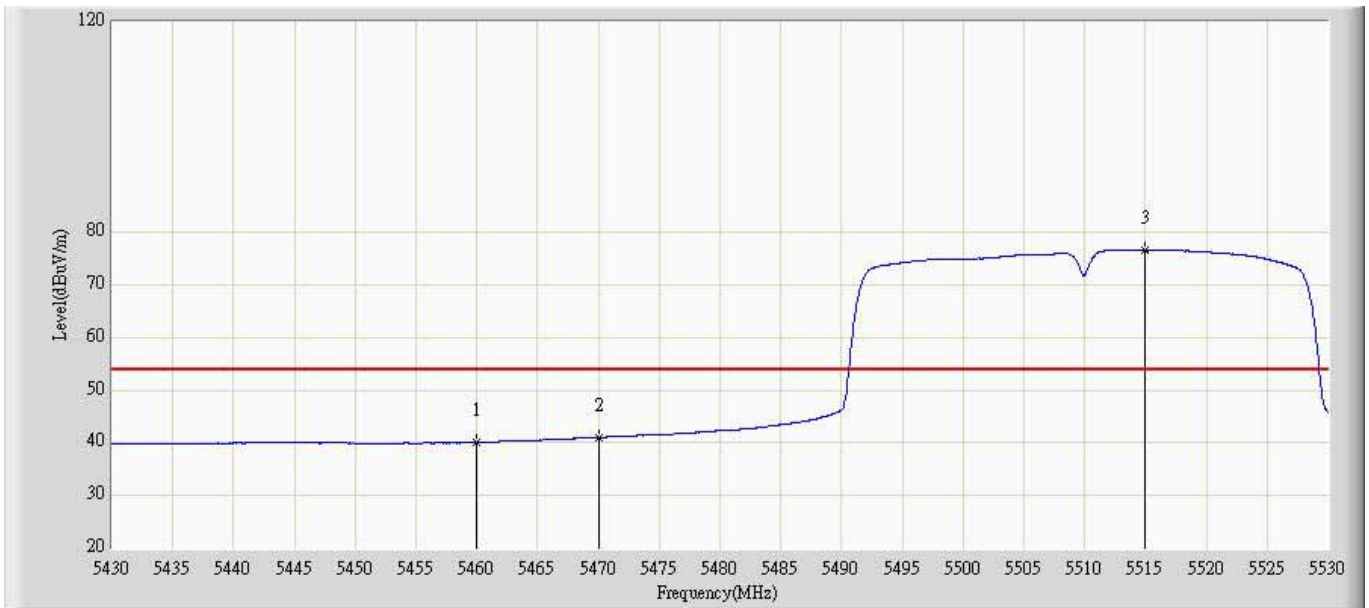
No	Flag	Mark	Frequency (MHz)	Measure Level (dBuV/m)	Reading Level (dBuV)	Over Limit (dB)	Limit (dBuV/m)	Factor	Type
1			5460.000	44.629	4.248	-9.371	54.000	40.382	AV
2			5470.000	50.676	10.280	-17.624	68.300	40.395	AV
3		*	5518.600	92.706	52.236	N/A	N/A	40.470	AV

Engineer: Toms	
Site: AC5	Time: 2013/04/07 - 14:09
Limit: FCC_Part15.209_RE(3m)	Margin: 0
Probe: Horn_3117_988(1-18GHz)	Polarity: Horizontal
EUT: WIRELESS-ABGN 3X3 NETWORK MINI PCIE ADAPTER	Power: AC 120V/60Hz
Note: Mode3: Transmit at channel 5510MHz by 802.11n40 Chain 1	



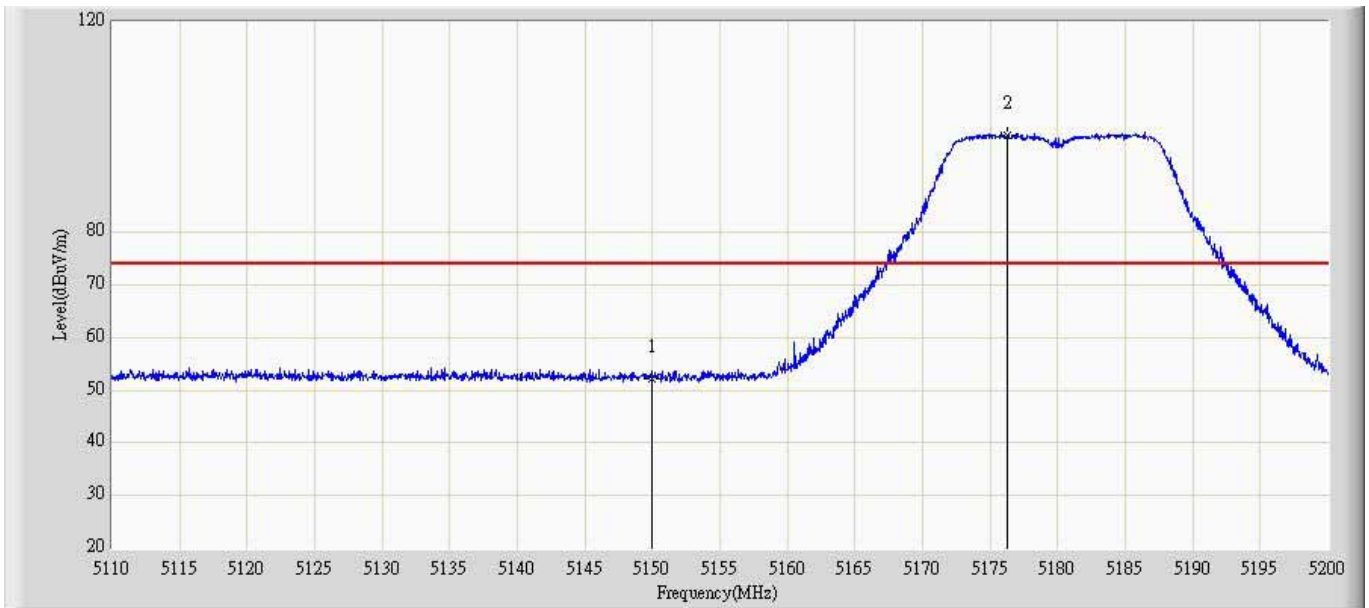
No	Flag	Mark	Frequency (MHz)	Measure Level (dBuV/m)	Reading Level (dBuV)	Over Limit (dB)	Limit (dBuV/m)	Factor	Type
1			5460.000	52.338	11.840	-21.662	74.000	40.498	PK
2			5470.000	53.204	12.697	-35.096	88.300	40.507	PK
3		*	5517.650	87.364	46.802	N/A	N/A	40.561	PK

Engineer: Toms	
Site: AC5	Time: 2013/04/07 - 14:10
Limit: FCC_Part15.209_RE(3m)	Margin: 0
Probe: Horn_3117_988(1-18GHz)	Polarity: Horizontal
EUT: WIRELESS-ABGN 3X3 NETWORK MINI PCIE ADAPTER	Power: AC 120V/60Hz
Note: Mode3: Transmit at channel 5510MHz by 802.11n40 Chain 1	



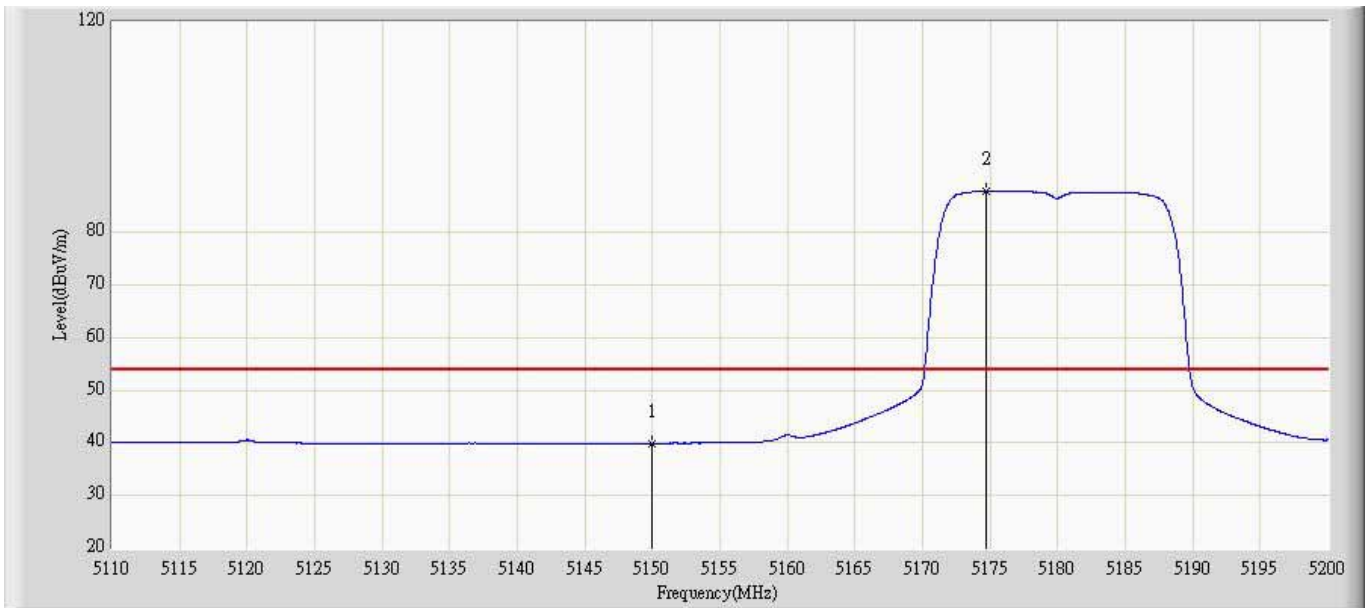
No	Flag	Mark	Frequency (MHz)	Measure Level (dBuV/m)	Reading Level (dBuV)	Over Limit (dB)	Limit (dBuV/m)	Factor	Type
1			5460.000	40.075	-0.423	-13.925	54.000	40.498	AV
2			5470.000	41.056	0.549	-27.244	68.300	40.507	AV
3		*	5515.000	76.518	35.960	N/A	N/A	40.558	AV

Engineer: Toms	
Site: AC5	Time: 2013/04/07 - 14:18
Limit: FCC_Part15.209_RE(3m)	Margin: 0
Probe: Horn_3117_988(1-18GHz)	Polarity: Vertical
EUT: WIRELESS-ABGN 3X3 NETWORK MINI PCIE ADAPTER	Power: AC 120V/60Hz
Note: Mode1: Transmit at channel 5180MHz by 802.11a Chain 2	



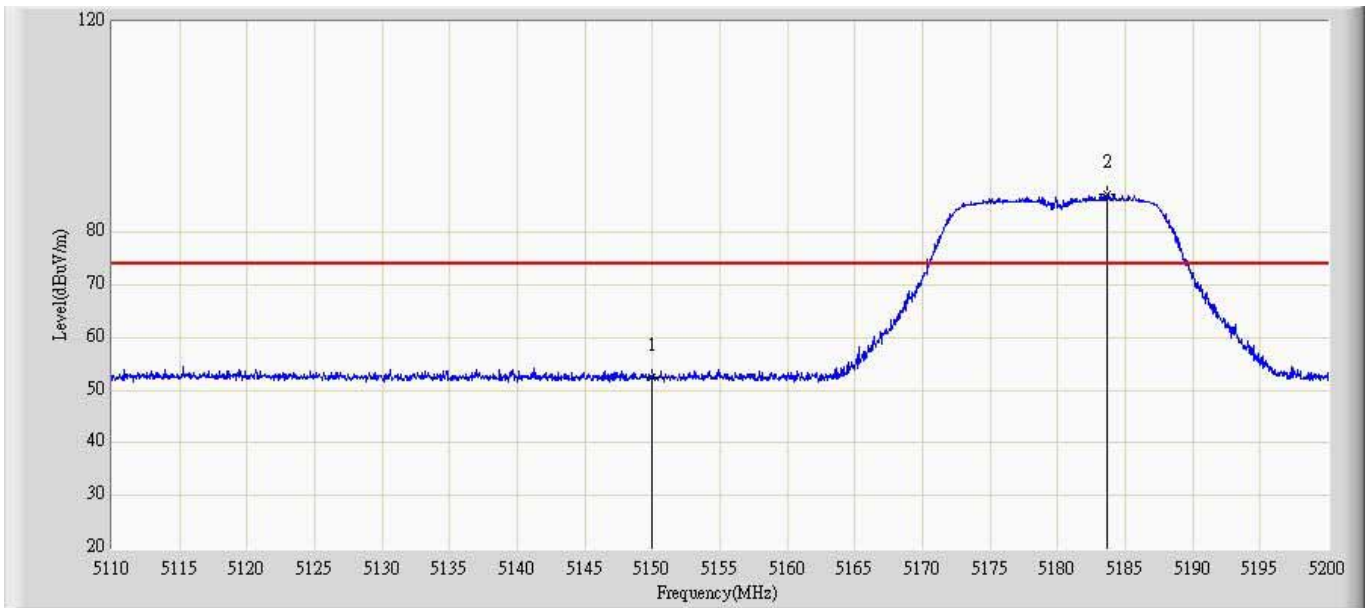
No	Flag	Mark	Frequency (MHz)	Measure Level (dBuV/m)	Reading Level (dBuV)	Over Limit (dB)	Limit (dBuV/m)	Factor	Type
1			5150.000	52.085	12.104	-21.915	74.000	39.981	PK
2		*	5176.285	98.448	58.451	N/A	N/A	39.997	PK

Engineer: Toms	
Site: AC5	Time: 2013/04/07 - 14:19
Limit: FCC_Part15.209_RE(3m)	Margin: 0
Probe: Horn_3117_988(1-18GHz)	Polarity: Vertical
EUT: WIRELESS-ABGN 3X3 NETWORK MINI PCIE ADAPTER	Power: AC 120V/60Hz
Note: Mode1: Transmit at channel 5180MHz by 802.11a Chain 2	



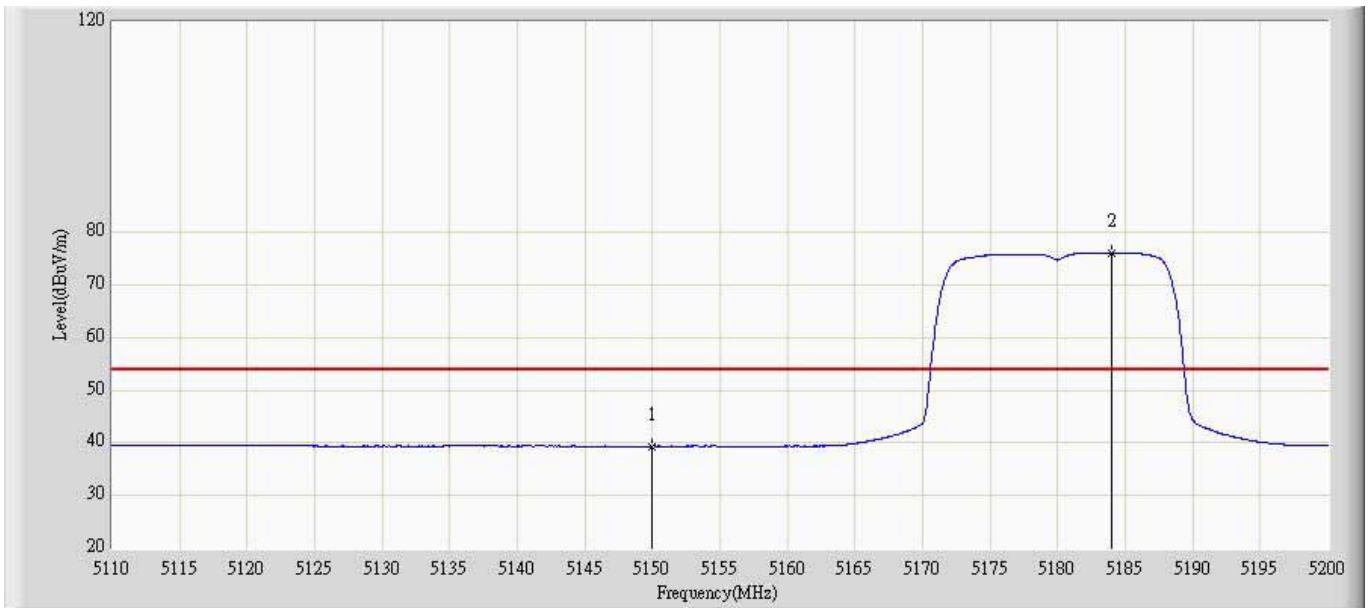
No	Flag	Mark	Frequency (MHz)	Measure Level (dBuV/m)	Reading Level (dBuV)	Over Limit (dB)	Limit (dBuV/m)	Factor	Type
1			5150.000	39.948	-0.033	-14.052	54.000	39.981	AV
2		*	5174.755	87.919	47.923	N/A	N/A	39.996	AV

Engineer: Toms	
Site: AC5	Time: 2013/04/07 - 14:20
Limit: FCC_Part15.209_RE(3m)	Margin: 0
Probe: Horn_3117_988(1-18GHz)	Polarity: Horizontal
EUT: WIRELESS-ABGN 3X3 NETWORK MINI PCIE ADAPTER	Power: AC 120V/60Hz
Note: Mode1: Transmit at channel 5180MHz by 802.11a Chain 2	



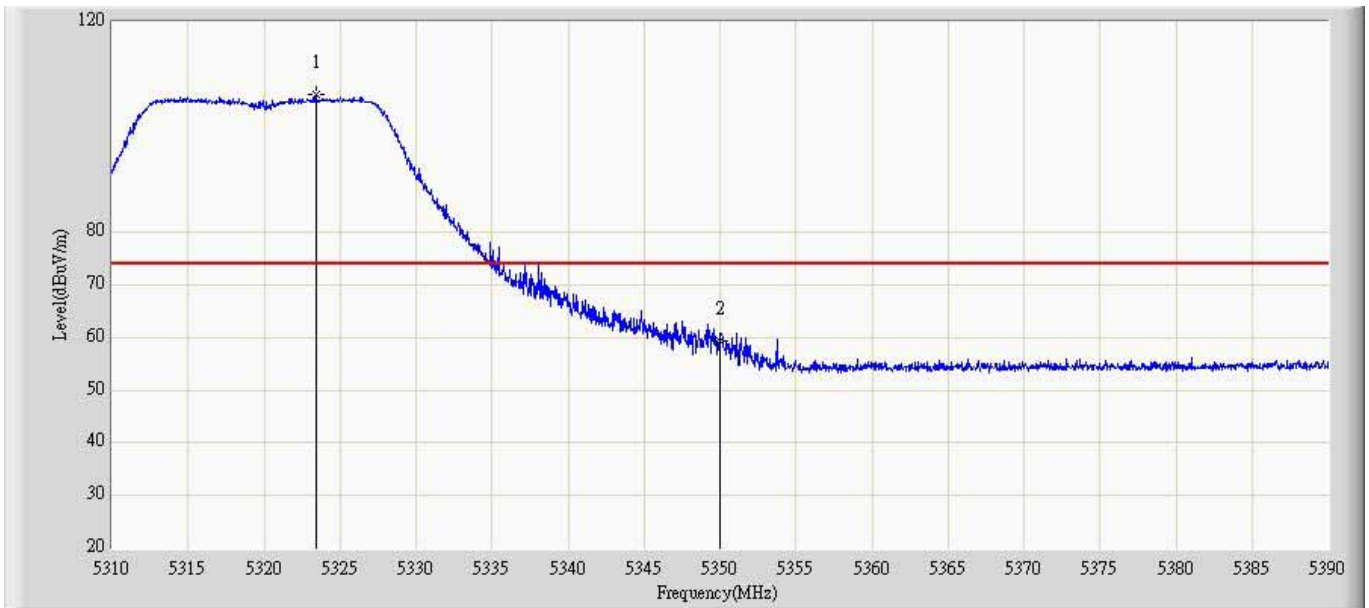
No	Flag	Mark	Frequency (MHz)	Measure Level (dBuV/m)	Reading Level (dBuV)	Over Limit (dB)	Limit (dBuV/m)	Factor	Type
1			5150.000	52.338	12.317	-21.662	74.000	40.021	PK
2		*	5183.620	87.261	47.166	N/A	N/A	40.096	PK

Engineer: Toms	
Site: AC5	Time: 2013/04/07 - 14:23
Limit: FCC_Part15.209_RE(3m)	Margin: 0
Probe: Horn_3117_988(1-18GHz)	Polarity: Horizontal
EUT: WIRELESS-ABGN 3X3 NETWORK MINI PCIE ADAPTER	Power: AC 120V/60Hz
Note: Mode1: Transmit at channel 5180MHz by 802.11a Chain 2	



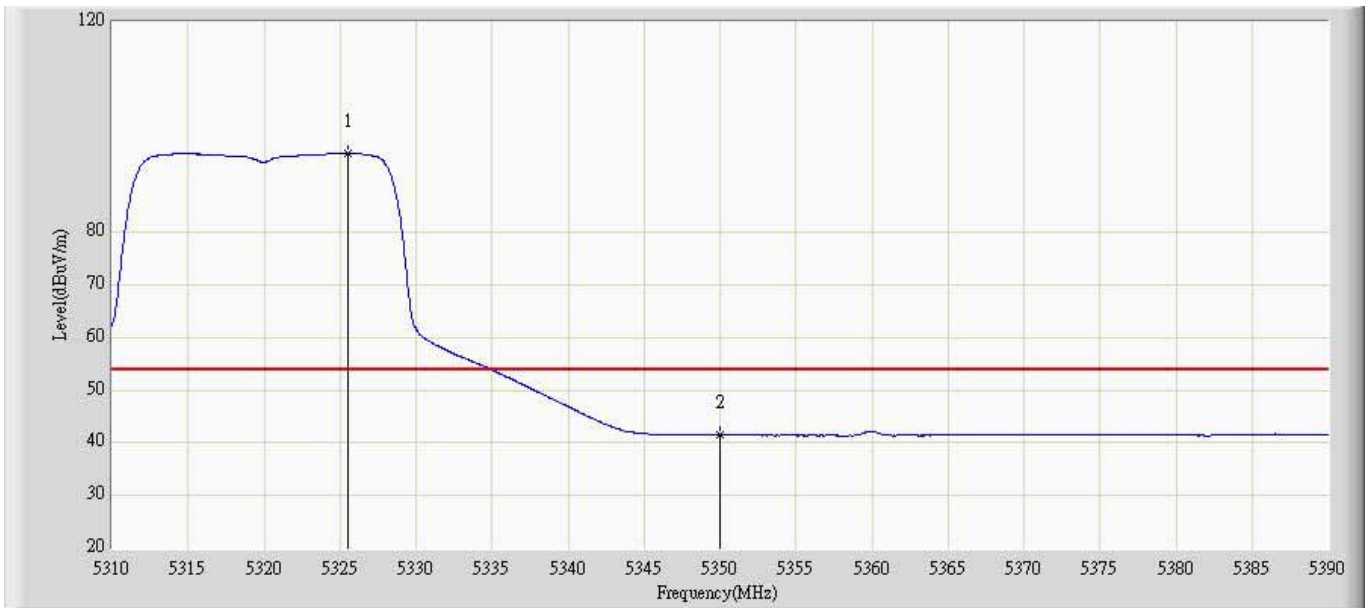
No	Flag	Mark	Frequency (MHz)	Measure Level (dBuV/m)	Reading Level (dBuV)	Over Limit (dB)	Limit (dBuV/m)	Factor	Type
1			5150.000	39.391	-0.630	-14.609	54.000	40.021	AV
2		*	5183.980	76.103	36.007	N/A	N/A	40.096	AV

Engineer: Toms	
Site: AC5	Time: 2013/04/07 - 14:23
Limit: FCC_Part15.209_RE(3m)	Margin: 0
Probe: Horn_3117_988(1-18GHz)	Polarity: Vertical
EUT: WIRELESS-ABGN 3X3 NETWORK MINI PCIE ADAPTER	Power: AC 120V/60Hz
Note: Mode1: Transmit at channel 5320MHz by 802.11a Chain 2	



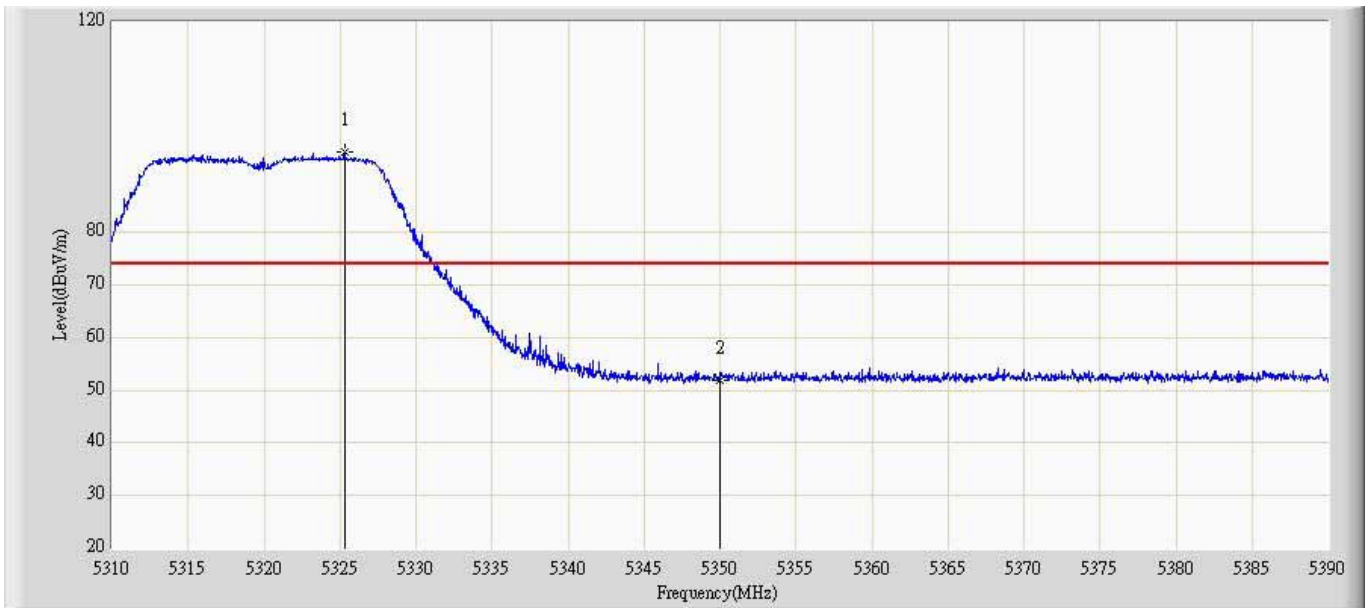
No	Flag	Mark	Frequency (MHz)	Measure Level (dBuV/m)	Reading Level (dBuV)	Over Limit (dB)	Limit (dBuV/m)	Factor	Type
1		*	5323.400	106.218	66.070	N/A	N/A	40.148	PK
2			5350.000	59.473	19.294	-14.527	74.000	40.179	PK

Engineer: Toms	
Site: AC5	Time: 2013/04/07 - 14:26
Limit: FCC_Part15.209_RE(3m)	Margin: 0
Probe: Horn_3117_988(1-18GHz)	Polarity: Vertical
EUT: WIRELESS-ABGN 3X3 NETWORK MINI PCIE ADAPTER	Power: AC 120V/60Hz
Note: Mode1: Transmit at channel 5320MHz by 802.11a Chain 2	



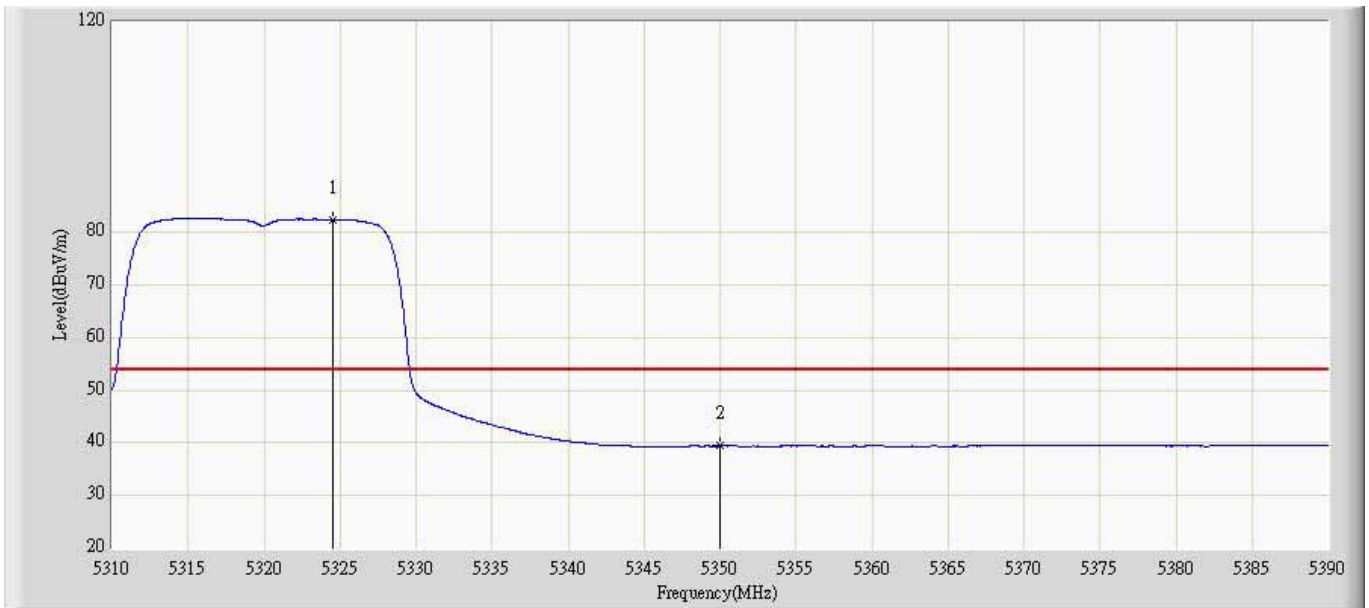
No	Flag	Mark	Frequency (MHz)	Measure Level (dBuV/m)	Reading Level (dBuV)	Over Limit (dB)	Limit (dBuV/m)	Factor	Type
1		*	5325.520	94.979	54.829	N/A	N/A	40.150	AV
2			5350.000	41.515	1.336	-12.485	54.000	40.179	AV

Engineer: Toms	
Site: AC5	Time: 2013/04/07 - 14:27
Limit: FCC_Part15.209_RE(3m)	Margin: 0
Probe: Horn_3117_988(1-18GHz)	Polarity: Horizontal
EUT: WIRELESS-ABGN 3X3 NETWORK MINI PCIE ADAPTER	Power: AC 120V/60Hz
Note: Mode1: Transmit at channel 5320MHz by 802.11a Chain 2	



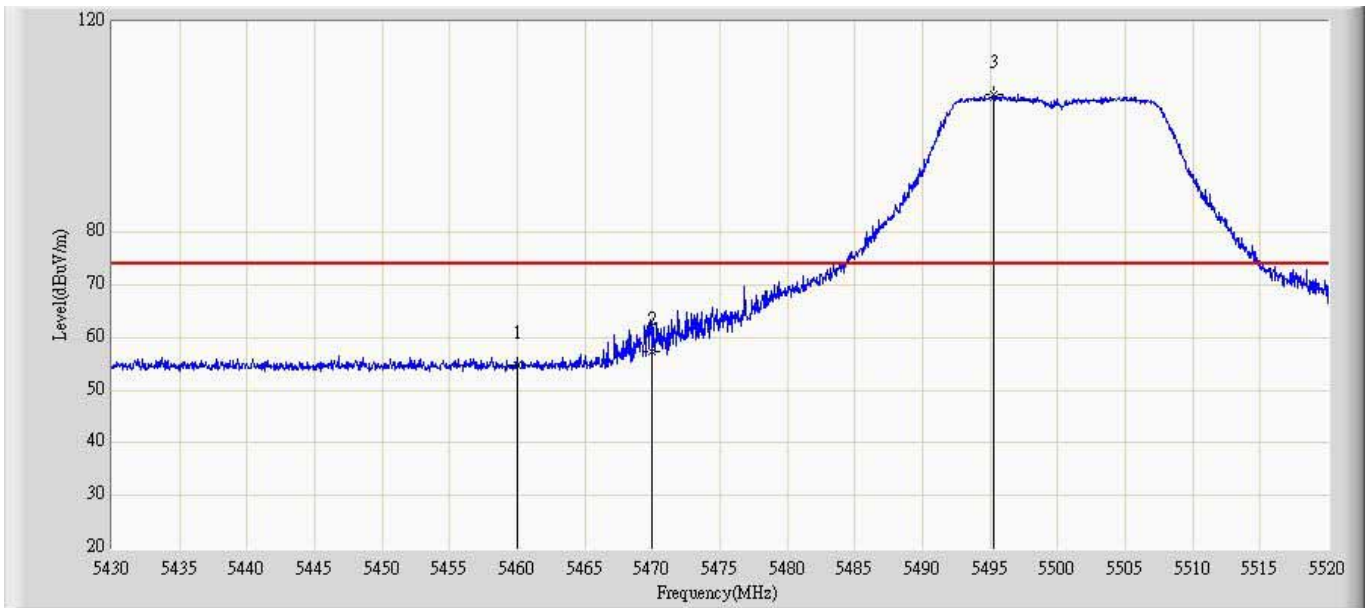
No	Flag	Mark	Frequency (MHz)	Measure Level (dBuV/m)	Reading Level (dBuV)	Over Limit (dB)	Limit (dBuV/m)	Factor	Type
1		*	5325.280	95.356	55.036	N/A	N/A	40.320	PK
2			5350.000	52.020	11.681	-21.980	74.000	40.339	PK

Engineer: Toms	
Site: AC5	Time: 2013/04/07 - 14:28
Limit: FCC_Part15.209_RE(3m)	Margin: 0
Probe: Horn_3117_988(1-18GHz)	Polarity: Horizontal
EUT: WIRELESS-ABGN 3X3 NETWORK MINI PCIE ADAPTER	Power: AC 120V/60Hz
Note: Mode1: Transmit at channel 5320MHz by 802.11a Chain 2	



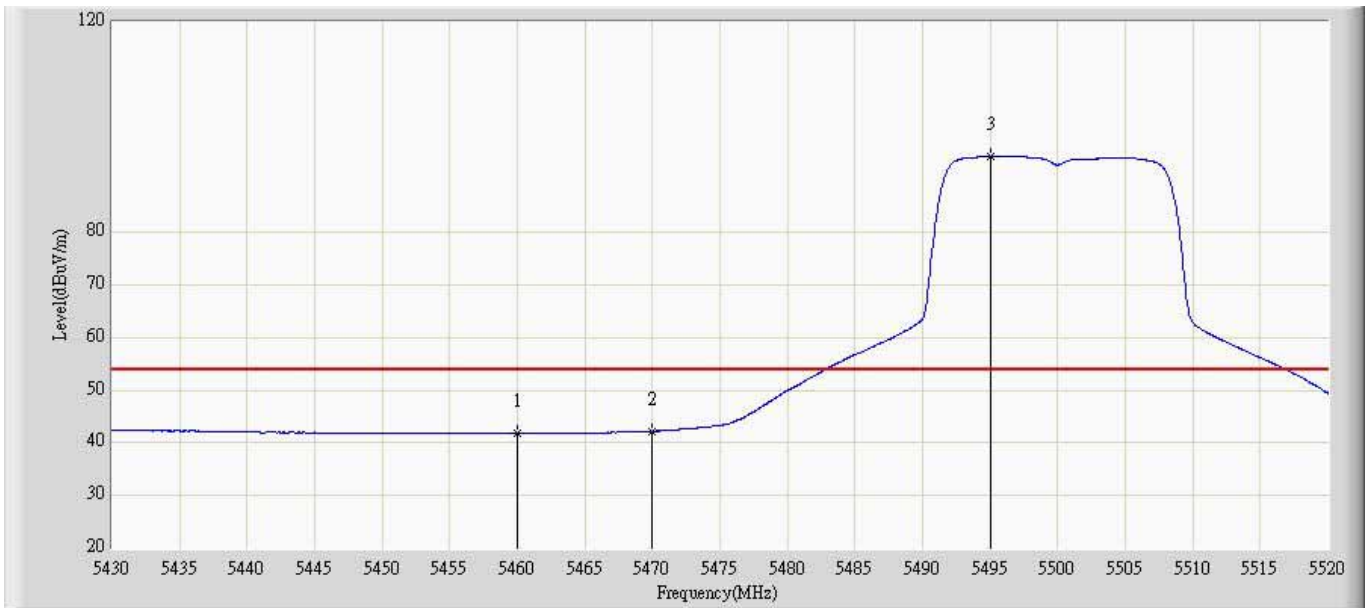
No	Flag	Mark	Frequency (MHz)	Measure Level (dBuV/m)	Reading Level (dBuV)	Over Limit (dB)	Limit (dBuV/m)	Factor	Type
1		*	5324.520	82.431	42.111	N/A	N/A	40.320	AV
2			5350.000	39.408	-0.931	-14.592	54.000	40.339	AV

Engineer: Toms	
Site: AC5	Time: 2013/04/07 - 14:29
Limit: FCC_Part15.209_RE(3m)	Margin: 0
Probe: Horn_3117_988(1-18GHz)	Polarity: Vertical
EUT: WIRELESS-ABGN 3X3 NETWORK MINI PCIE ADAPTER	Power: AC 120V/60Hz
Note: Mode1: Transmit at channel 5500MHz by 802.11a Chain 2	



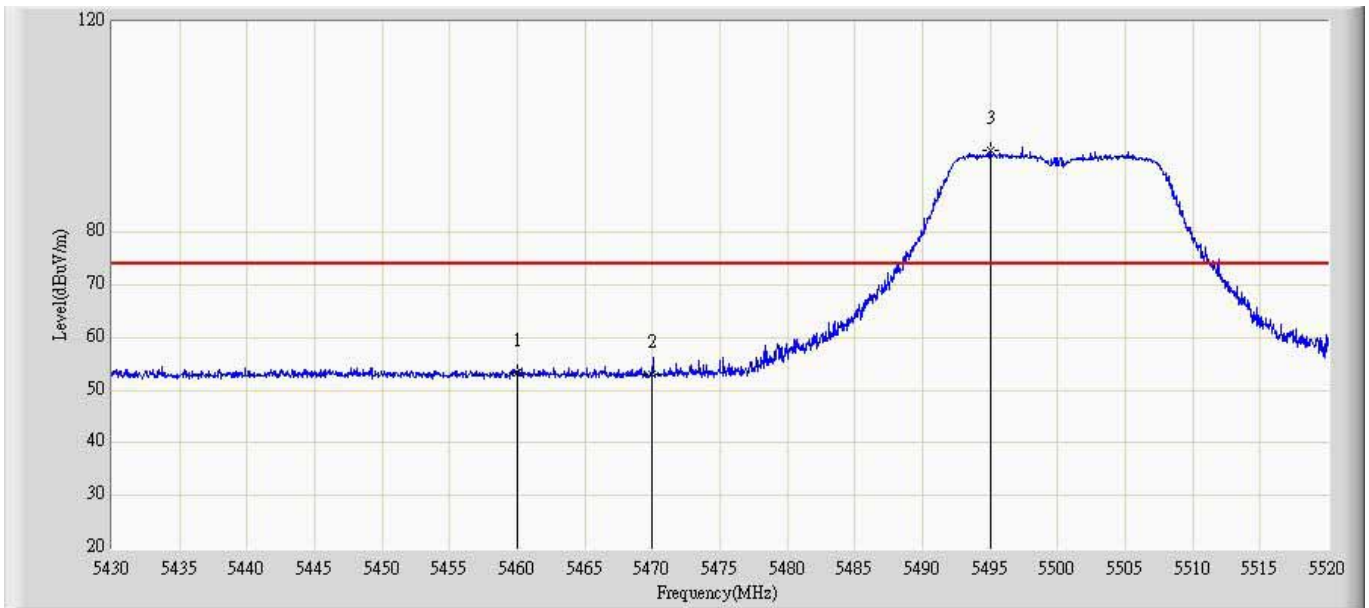
No	Flag	Mark	Frequency (MHz)	Measure Level (dBuV/m)	Reading Level (dBuV)	Over Limit (dB)	Limit (dBuV/m)	Factor	Type
1			5460.000	54.911	14.530	-19.089	74.000	40.382	PK
2			5470.000	57.374	16.978	-30.926	88.300	40.395	PK
3		*	5495.250	106.180	65.749	N/A	N/A	40.431	PK

Engineer: Toms	
Site: AC5	Time: 2013/04/07 - 14:30
Limit: FCC_Part15.209_RE(3m)	Margin: 0
Probe: Horn_3117_988(1-18GHz)	Polarity: Vertical
EUT: WIRELESS-ABGN 3X3 NETWORK MINI PCIE ADAPTER	Power: AC 120V/60Hz
Note: Mode1: Transmit at channel 5500MHz by 802.11a Chain 2	



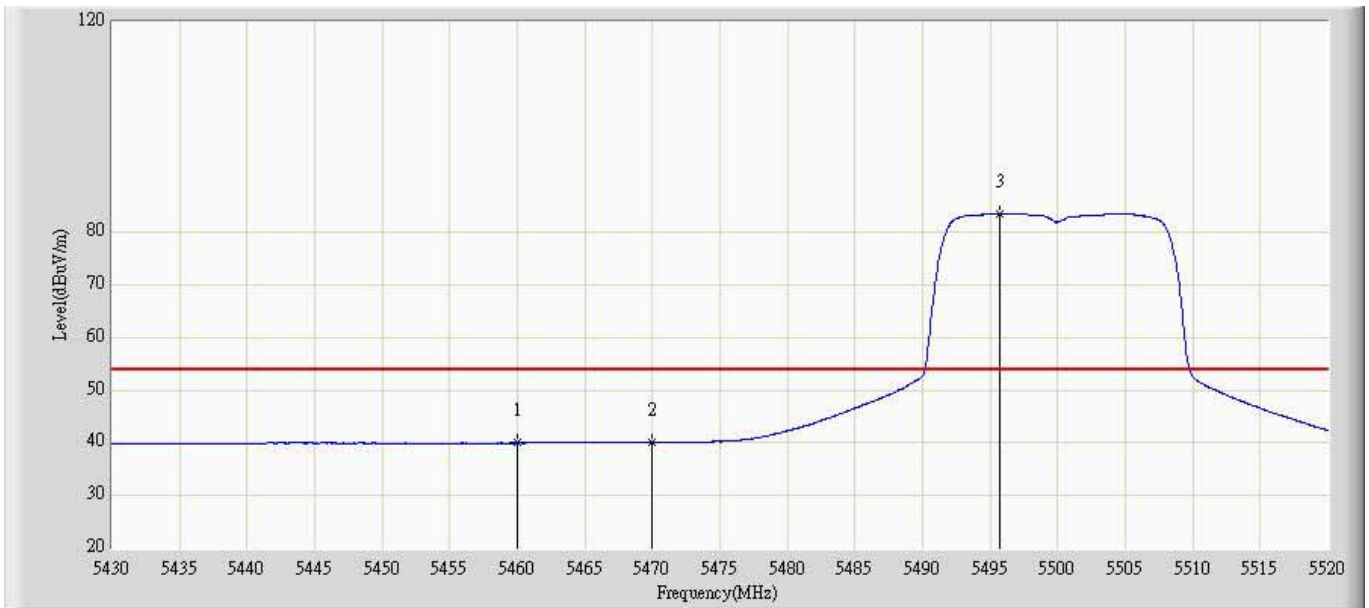
No	Flag	Mark	Frequency (MHz)	Measure Level (dBuV/m)	Reading Level (dBuV)	Over Limit (dB)	Limit (dBuV/m)	Factor	Type
1			5460.000	41.924	1.543	-12.076	54.000	40.382	AV
2			5470.000	42.220	1.824	-26.080	68.300	40.395	AV
3		*	5495.025	94.403	53.972	N/A	N/A	40.431	AV

Engineer: Toms	
Site: AC5	Time: 2013/04/07 - 14:31
Limit: FCC_Part15.209_RE(3m)	Margin: 0
Probe: Horn_3117_988(1-18GHz)	Polarity: Horizontal
EUT: WIRELESS-ABGN 3X3 NETWORK MINI PCIE ADAPTER	Power: AC 120V/60Hz
Note: Mode1: Transmit at channel 5500MHz by 802.11a Chain 2	



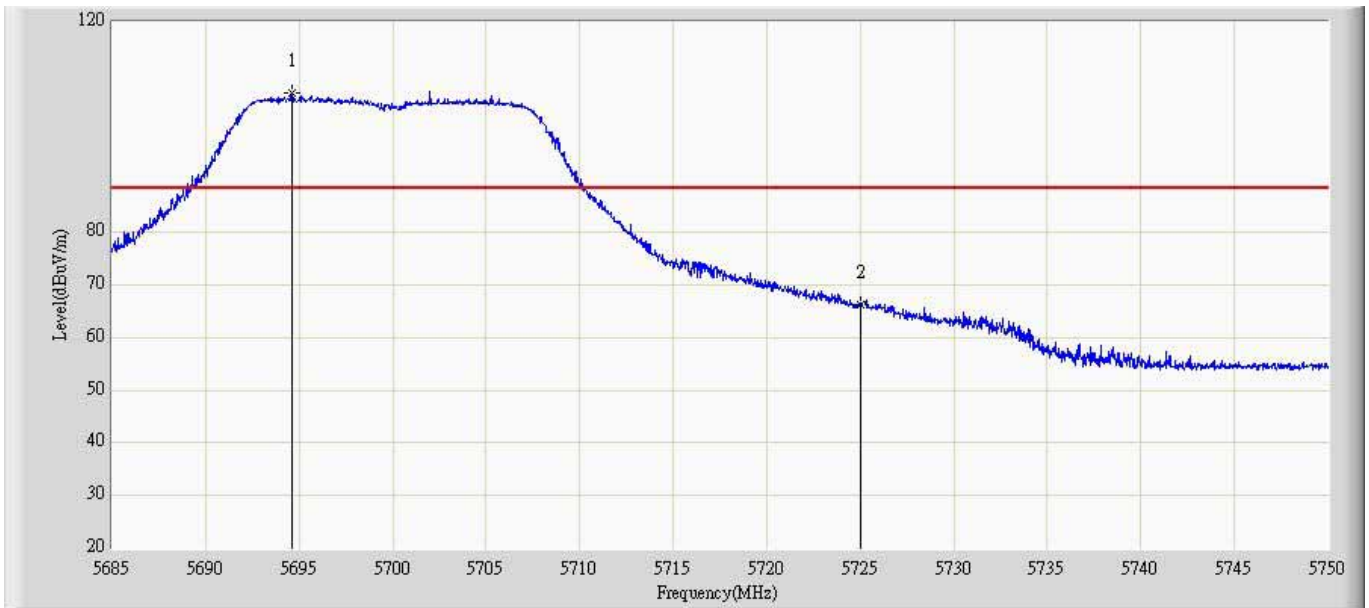
No	Flag	Mark	Frequency (MHz)	Measure Level (dBuV/m)	Reading Level (dBuV)	Over Limit (dB)	Limit (dBuV/m)	Factor	Type
1			5460.000	53.297	12.799	-20.703	74.000	40.498	PK
2			5470.000	53.054	12.547	-35.246	88.300	40.507	PK
3		*	5495.025	95.693	55.160	N/A	N/A	40.533	PK

Engineer: Toms	
Site: AC5	Time: 2013/04/07 - 14:33
Limit: FCC_Part15.209_RE(3m)	Margin: 0
Probe: Horn_3117_988(1-18GHz)	Polarity: Horizontal
EUT: WIRELESS-ABGN 3X3 NETWORK MINI PCIE ADAPTER	Power: AC 120V/60Hz
Note: Mode1: Transmit at channel 5500MHz by 802.11a Chain 2	



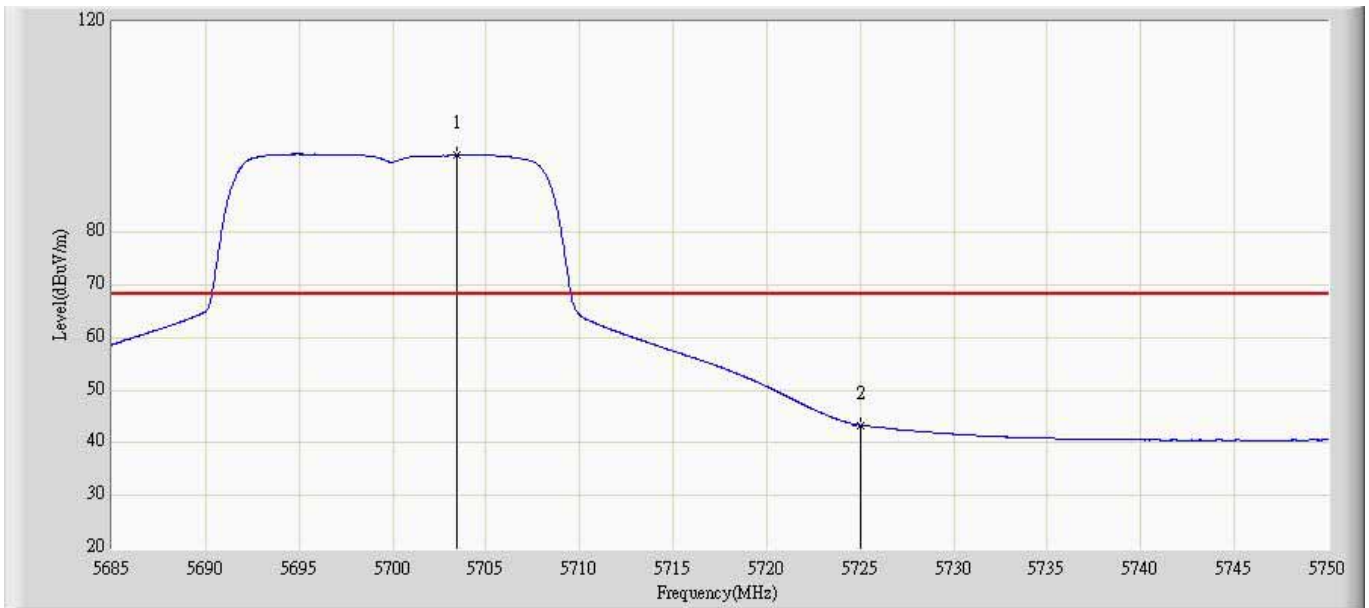
No	Flag	Mark	Frequency (MHz)	Measure Level (dBuV/m)	Reading Level (dBuV)	Over Limit (dB)	Limit (dBuV/m)	Factor	Type
1			5460.000	39.985	-0.513	-14.015	54.000	40.498	AV
2			5470.000	40.088	-0.419	-28.212	68.300	40.507	AV
3		*	5495.745	83.516	42.982	N/A	N/A	40.534	AV

Engineer: Toms	
Site: AC5	Time: 2013/04/07 - 14:34
Limit: FCC_Part15.407_RE(3m)	Margin: 0
Probe: Horn_3117_988(1-18GHz)	Polarity: Vertical
EUT: WIRELESS-ABGN 3X3 NETWORK MINI PCIE ADAPTER	Power: AC 120V/60Hz
Note: Mode1: Transmit at channel 5700MHz by 802.11a Chain 2	



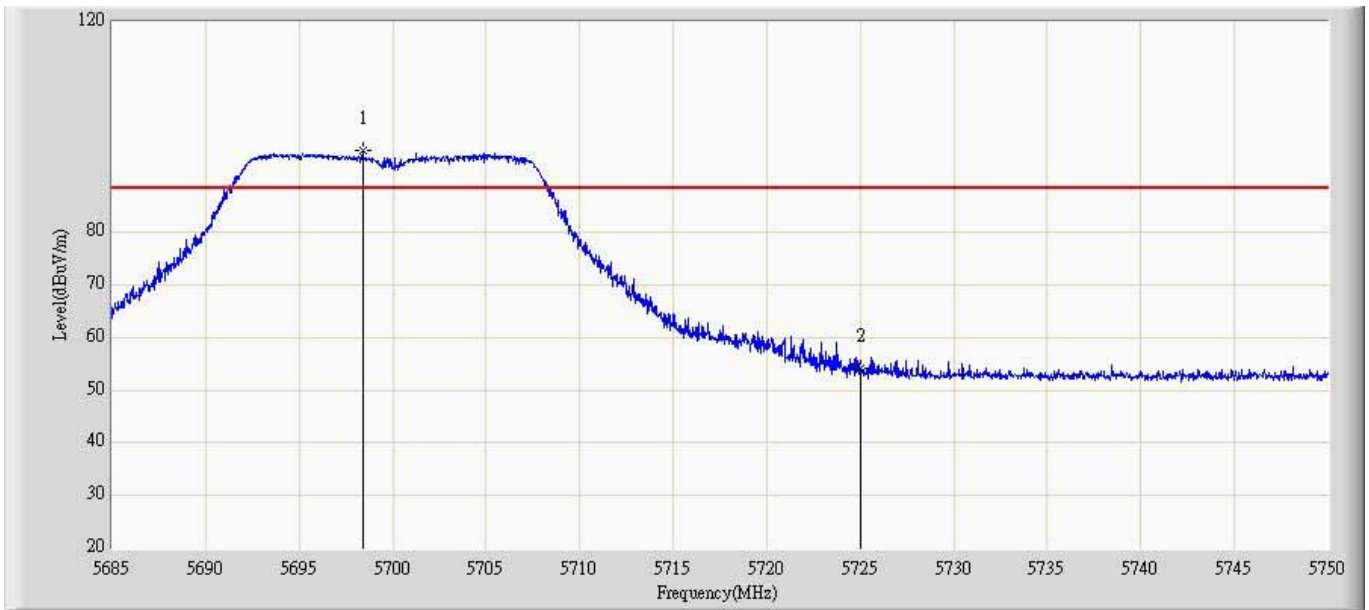
No	Flag	Mark	Frequency (MHz)	Measure Level (dBuV/m)	Reading Level (dBuV)	Over Limit (dB)	Limit (dBuV/m)	Factor	Type
1		*	5694.587	106.377	65.585	N/A	N/A	40.791	PK
2			5725.000	66.365	25.545	-21.935	88.300	40.820	PK

Engineer: Toms	
Site: AC5	Time: 2013/04/07 - 15:49
Limit: FCC_Part15.407_RE(3m)	Margin: 0
Probe: Horn_3117_988(1-18GHz)	Polarity: Vertical
EUT: WIRELESS-ABGN 3X3 NETWORK MINI PCIE ADAPTER	Power: AC 120V/60Hz
Note: Mode1: Transmit at channel 5700MHz by 802.11a Chain 2	



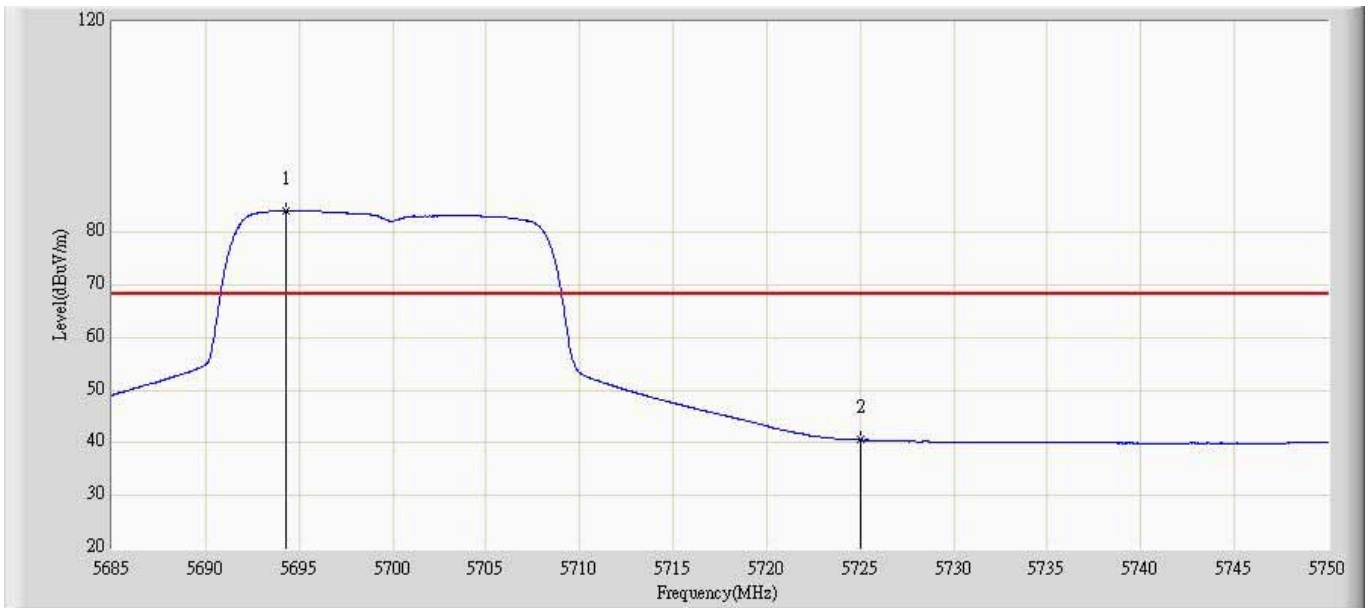
No	Flag	Mark	Frequency (MHz)	Measure Level (dBuV/m)	Reading Level (dBuV)	Over Limit (dB)	Limit (dBuV/m)	Factor	Type
1		*	5703.460	94.659	53.862	N/A	N/A	40.797	AV
2			5725.000	43.391	2.571	-24.909	68.300	40.820	AV

Engineer: Toms	
Site: AC5	Time: 2013/04/07 - 15:49
Limit: FCC_Part15.407_RE(3m)	Margin: 0
Probe: Horn_3117_988(1-18GHz)	Polarity: Horizontal
EUT: WIRELESS-ABGN 3X3 NETWORK MINI PCIE ADAPTER	Power: AC 120V/60Hz
Note: Mode1: Transmit at channel 5700MHz by 802.11a Chain 2	



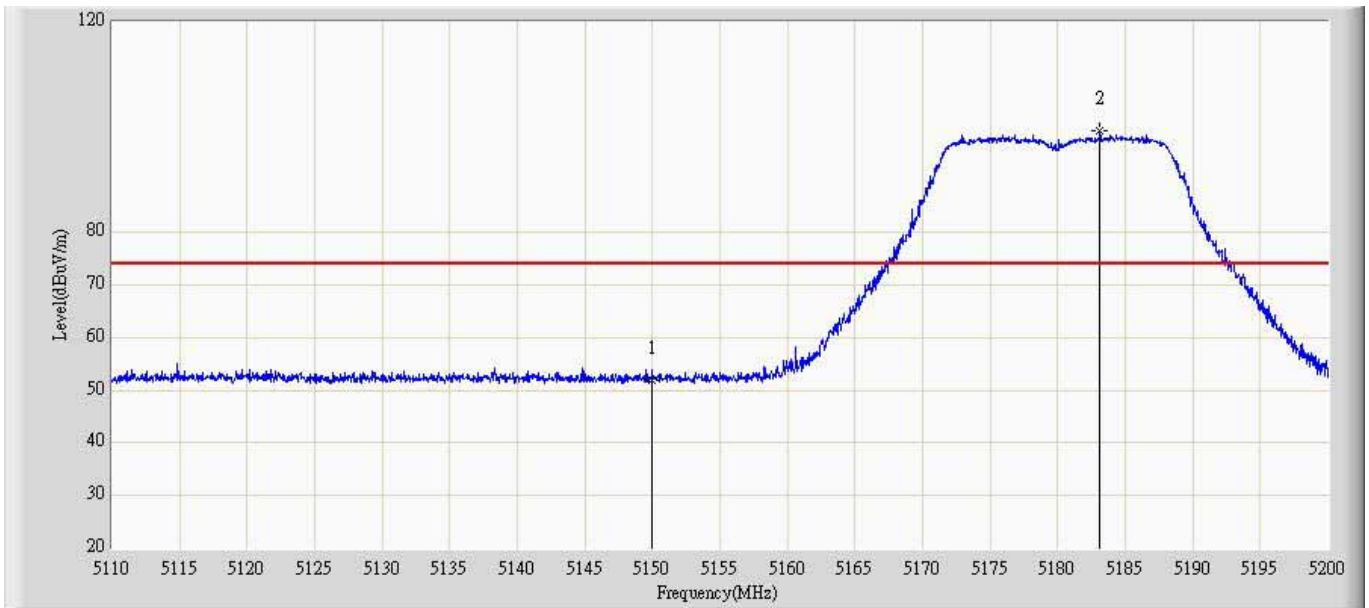
No	Flag	Mark	Frequency (MHz)	Measure Level (dBuV/m)	Reading Level (dBuV)	Over Limit (dB)	Limit (dBuV/m)	Factor	Type
1		*	5698.390	95.462	54.647	N/A	N/A	40.815	PK
2			5725.000	54.093	13.263	-34.207	88.300	40.830	PK

Engineer: Toms	
Site: AC5	Time: 2013/04/07 - 15:51
Limit: FCC_Part15.407_RE(3m)	Margin: 0
Probe: Horn_3117_988(1-18GHz)	Polarity: Horizontal
EUT: WIRELESS-ABGN 3X3 NETWORK MINI PCIE ADAPTER	Power: AC 120V/60Hz
Note: Mode1: Transmit at channel 5700MHz by 802.11a Chain 2	



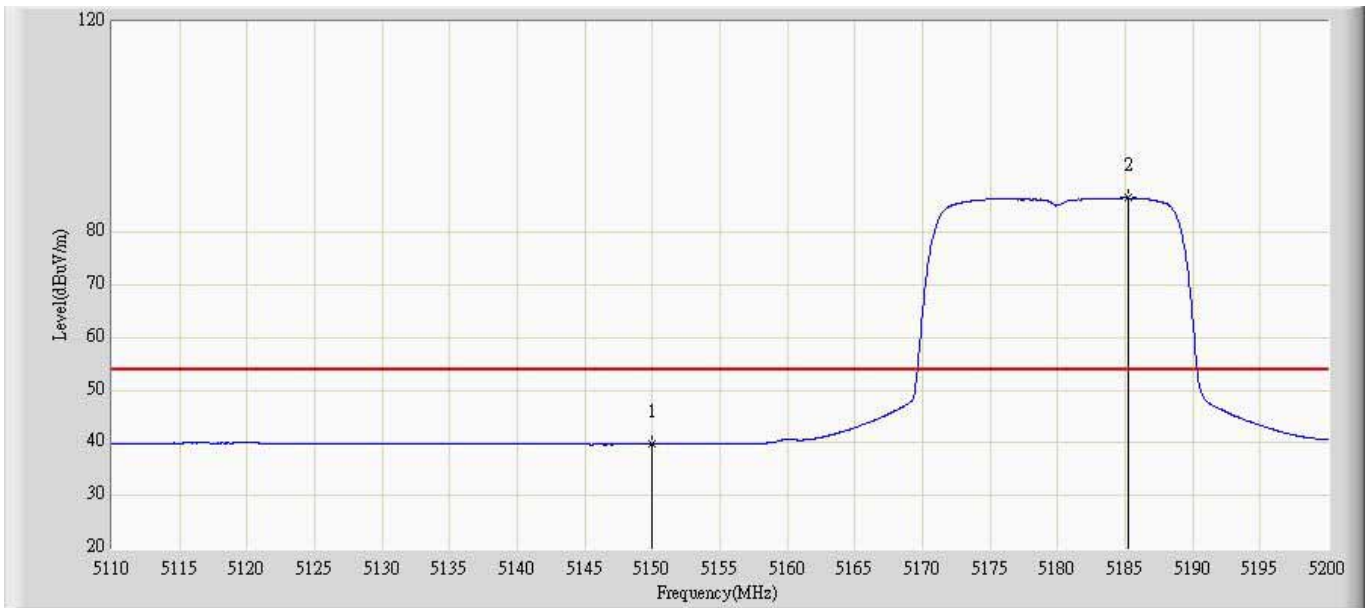
No	Flag	Mark	Frequency (MHz)	Measure Level (dBuV/m)	Reading Level (dBuV)	Over Limit (dB)	Limit (dBuV/m)	Factor	Type
1		*	5694.263	84.131	43.317	N/A	N/A	40.815	AV
2			5725.000	40.548	-0.282	-27.752	68.300	40.830	AV

Engineer: Toms	
Site: AC5	Time: 2013/04/07 - 15:52
Limit: FCC_Part15.209_RE(3m)	Margin: 0
Probe: Horn_3117_988(1-18GHz)	Polarity: Vertical
EUT: WIRELESS-ABGN 3X3 NETWORK MINI PCIE ADAPTER	Power: AC 120V/60Hz
Note: Mode2: Transmit at channel 5180MHz by 802.11a Chain 2	



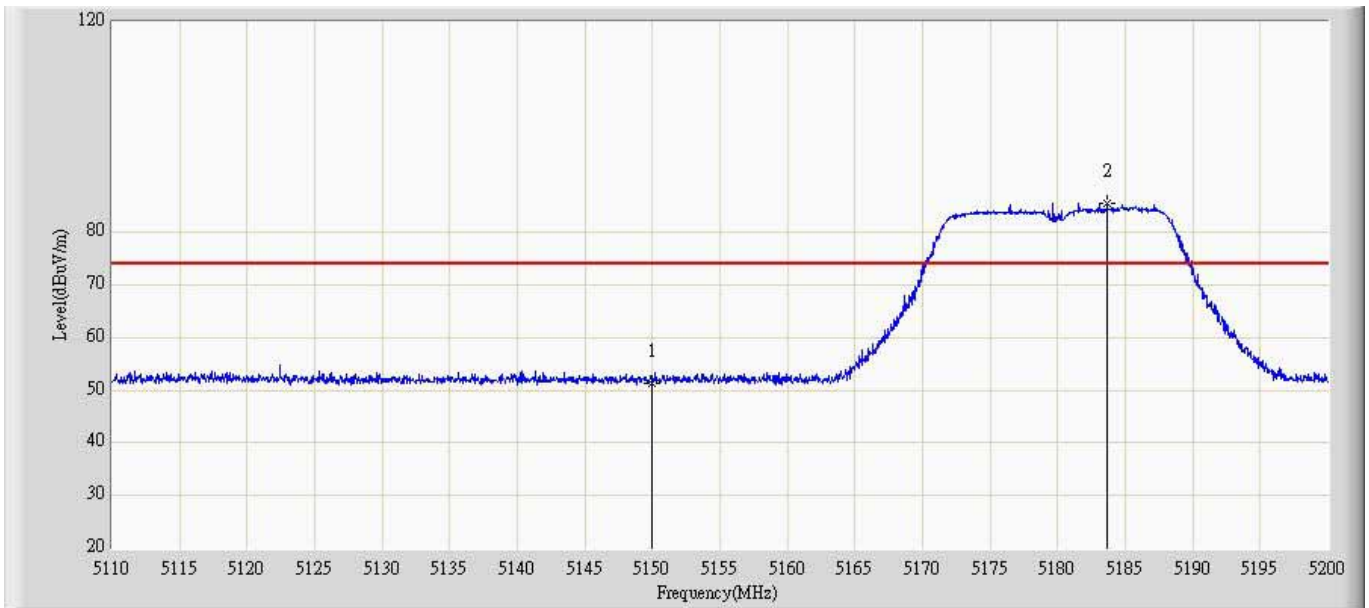
No	Flag	Mark	Frequency (MHz)	Measure Level (dBuV/m)	Reading Level (dBuV)	Over Limit (dB)	Limit (dBuV/m)	Factor	Type
1			5150.000	51.870	11.889	-22.130	74.000	39.981	PK
2		*	5183.125	99.235	59.234	N/A	N/A	40.001	PK

Engineer: Toms	
Site: AC5	Time: 2013/04/07 - 15:53
Limit: FCC_Part15.209_RE(3m)	Margin: 0
Probe: Horn_3117_988(1-18GHz)	Polarity: Vertical
EUT: WIRELESS-ABGN 3X3 NETWORK MINI PCIE ADAPTER	Power: AC 120V/60Hz
Note: Mode2: Transmit at channel 5180MHz by 802.11a Chain 2	



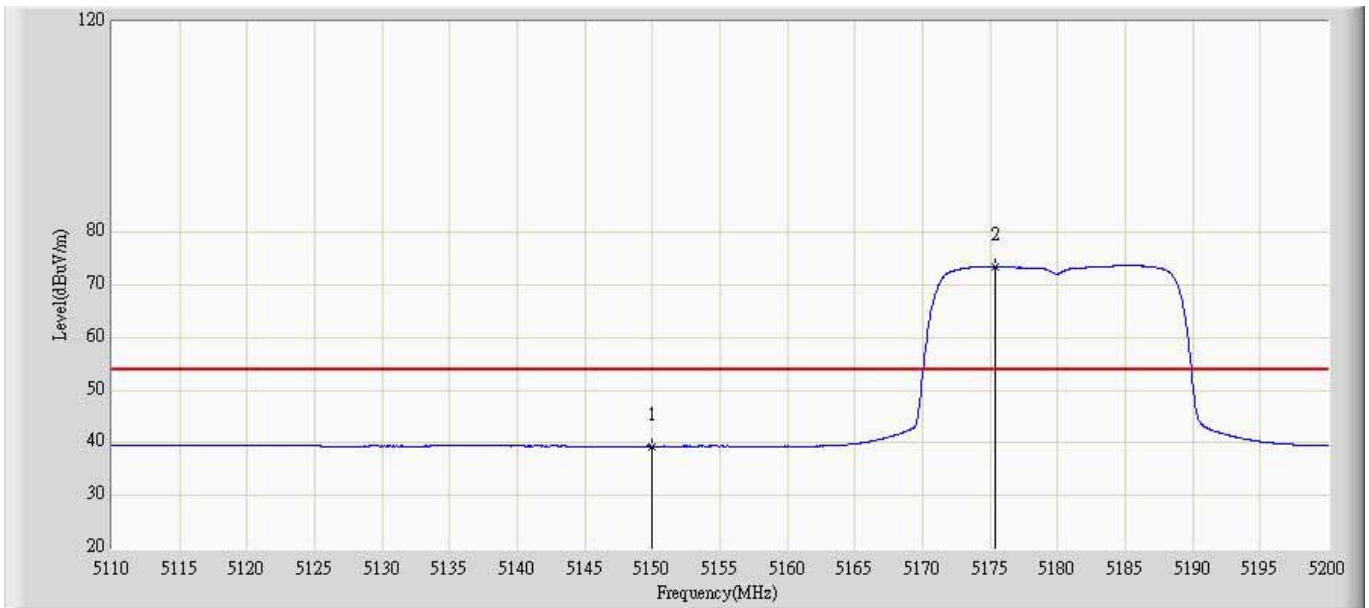
No	Flag	Mark	Frequency (MHz)	Measure Level (dBuV/m)	Reading Level (dBuV)	Over Limit (dB)	Limit (dBuV/m)	Factor	Type
1			5150.000	39.716	-0.265	-14.284	54.000	39.981	AV
2		*	5185.240	86.529	46.525	N/A	N/A	40.004	AV

Engineer: Toms	
Site: AC5	Time: 2013/04/07 - 15:54
Limit: FCC_Part15.209_RE(3m)	Margin: 0
Probe: Horn_3117_988(1-18GHz)	Polarity: Horizontal
EUT: WIRELESS-ABGN 3X3 NETWORK MINI PCIE ADAPTER	Power: AC 120V/60Hz
Note: Mode2: Transmit at channel 5180MHz by 802.11a Chain 2	



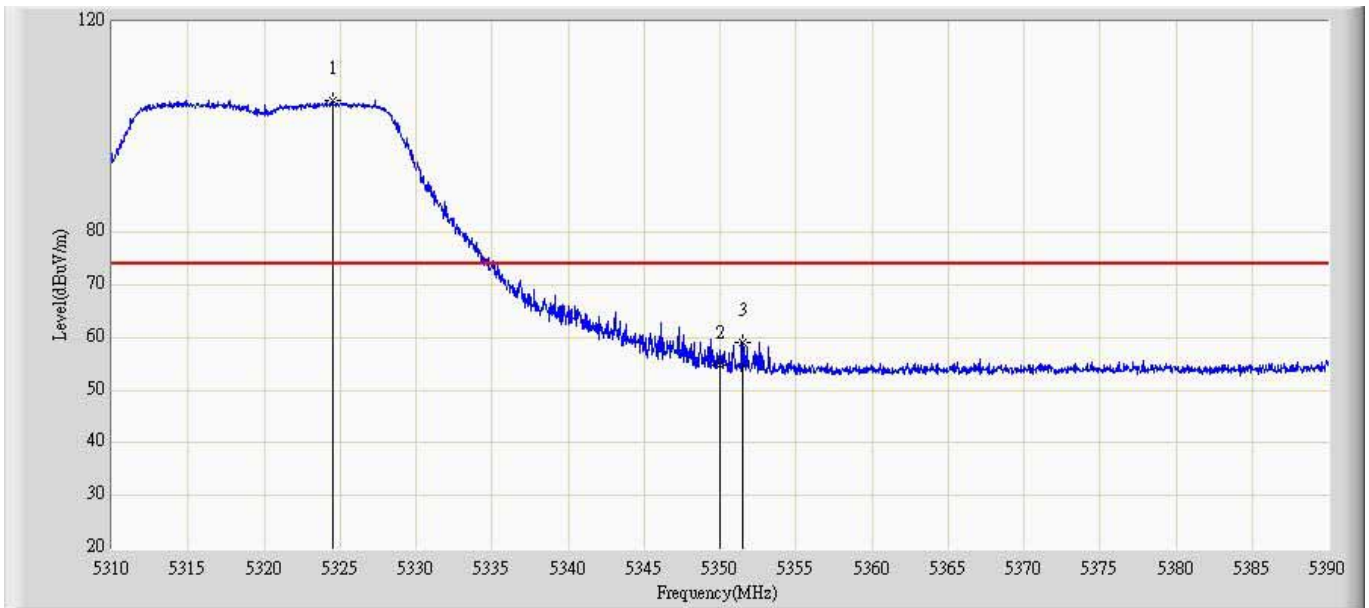
No	Flag	Mark	Frequency (MHz)	Measure Level (dBuV/m)	Reading Level (dBuV)	Over Limit (dB)	Limit (dBuV/m)	Factor	Type
1			5150.000	51.284	11.263	-22.716	74.000	40.021	PK
2		*	5183.665	85.433	45.337	N/A	N/A	40.096	PK

Engineer: Toms	
Site: AC5	Time: 2013/04/07 - 15:55
Limit: FCC_Part15.209_RE(3m)	Margin: 0
Probe: Horn_3117_988(1-18GHz)	Polarity: Horizontal
EUT: WIRELESS-ABGN 3X3 NETWORK MINI PCIE ADAPTER	Power: AC 120V/60Hz
Note: Mode2: Transmit at channel 5180MHz by 802.11a Chain 2	



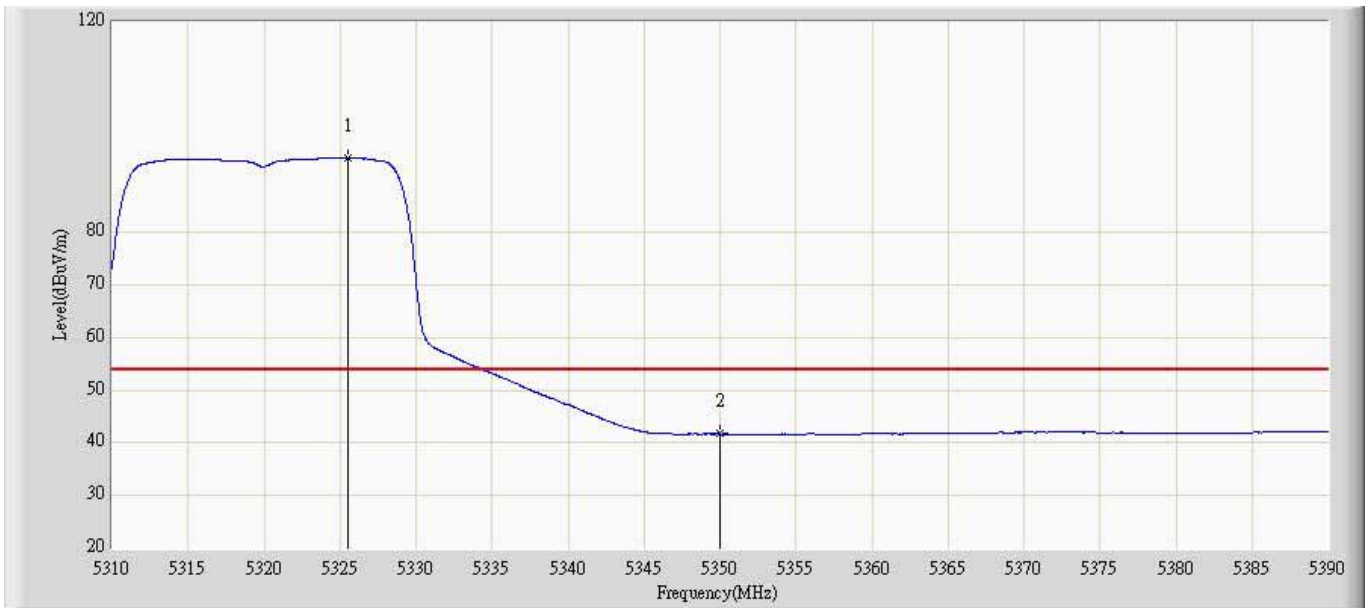
No	Flag	Mark	Frequency (MHz)	Measure Level (dBuV/m)	Reading Level (dBuV)	Over Limit (dB)	Limit (dBuV/m)	Factor	Type
1			5150.000	39.378	-0.643	-14.622	54.000	40.021	AV
2		*	5175.340	73.459	33.382	N/A	N/A	40.076	AV

Engineer: Toms	
Site: AC5	Time: 2013/04/07 - 16:13
Limit: FCC_Part15.209_RE(3m)	Margin: 0
Probe: Horn_3117_988(1-18GHz)	Polarity: Vertical
EUT: WIRELESS-ABGN 3X3 NETWORK MINI PCIE ADAPTER	Power: AC 120V/60Hz
Note: Mode2: Transmit at channel 5320MHz by 802.11a Chain 2	



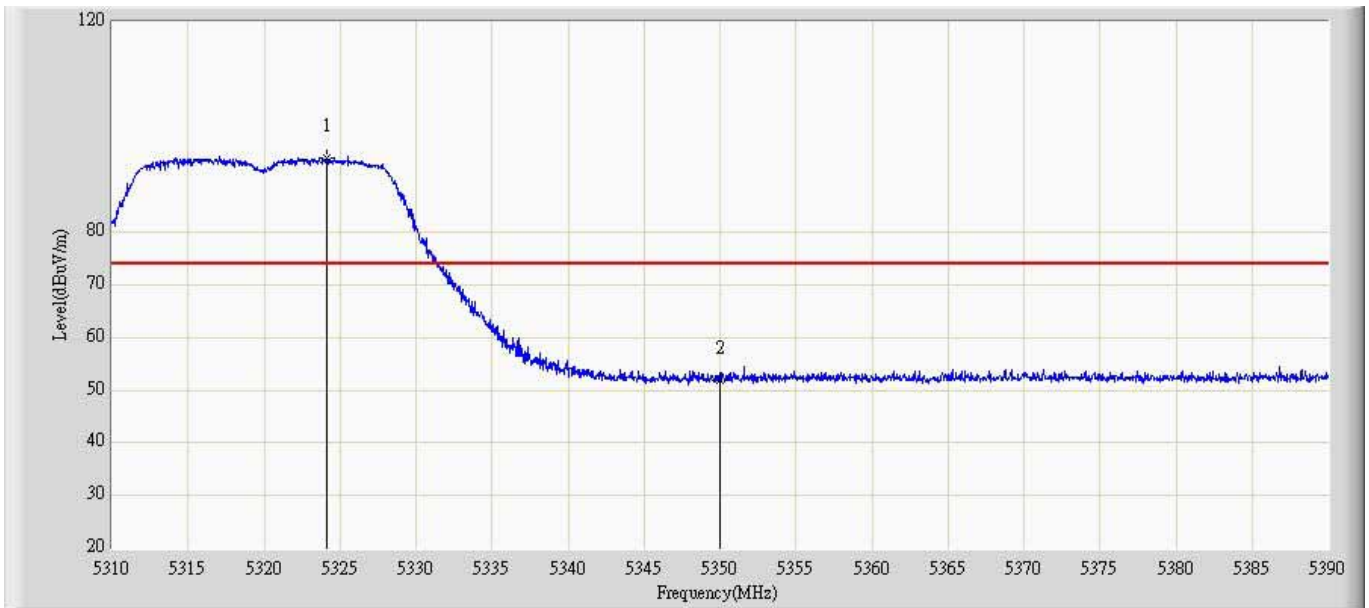
No	Flag	Mark	Frequency (MHz)	Measure Level (dBuV/m)	Reading Level (dBuV)	Over Limit (dB)	Limit (dBuV/m)	Factor	Type
1		*	5324.480	105.146	64.997	N/A	N/A	40.149	PK
2			5350.000	54.798	14.619	-19.202	74.000	40.179	PK
3			5351.520	59.033	18.852	-14.967	74.000	40.182	PK

Engineer: Toms	
Site: AC5	Time: 2013/04/07 - 16:14
Limit: FCC_Part15.209_RE(3m)	Margin: 0
Probe: Horn_3117_988(1-18GHz)	Polarity: Vertical
EUT: WIRELESS-ABGN 3X3 NETWORK MINI PCIE ADAPTER	Power: AC 120V/60Hz
Note: Mode2: Transmit at channel 5320MHz by 802.11a Chain 2	



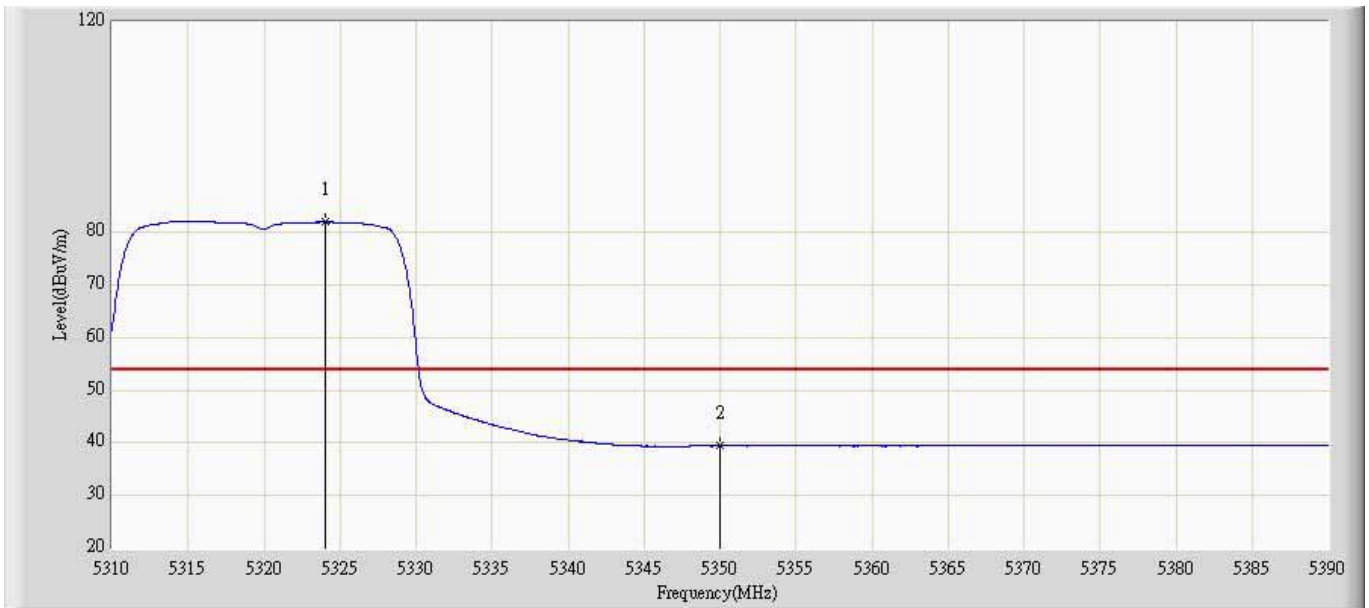
No	Flag	Mark	Frequency (MHz)	Measure Level (dBuV/m)	Reading Level (dBuV)	Over Limit (dB)	Limit (dBuV/m)	Factor	Type
1		*	5325.520	94.111	53.961	N/A	N/A	40.150	AV
2			5350.000	41.699	1.520	-12.301	54.000	40.179	AV

Engineer: Toms	
Site: AC5	Time: 2013/04/07 - 16:15
Limit: FCC_Part15.209_RE(3m)	Margin: 0
Probe: Horn_3117_988(1-18GHz)	Polarity: Horizontal
EUT: WIRELESS-ABGN 3X3 NETWORK MINI PCIE ADAPTER	Power: AC 120V/60Hz
Note: Mode2: Transmit at channel 5320MHz by 802.11a Chain 2	



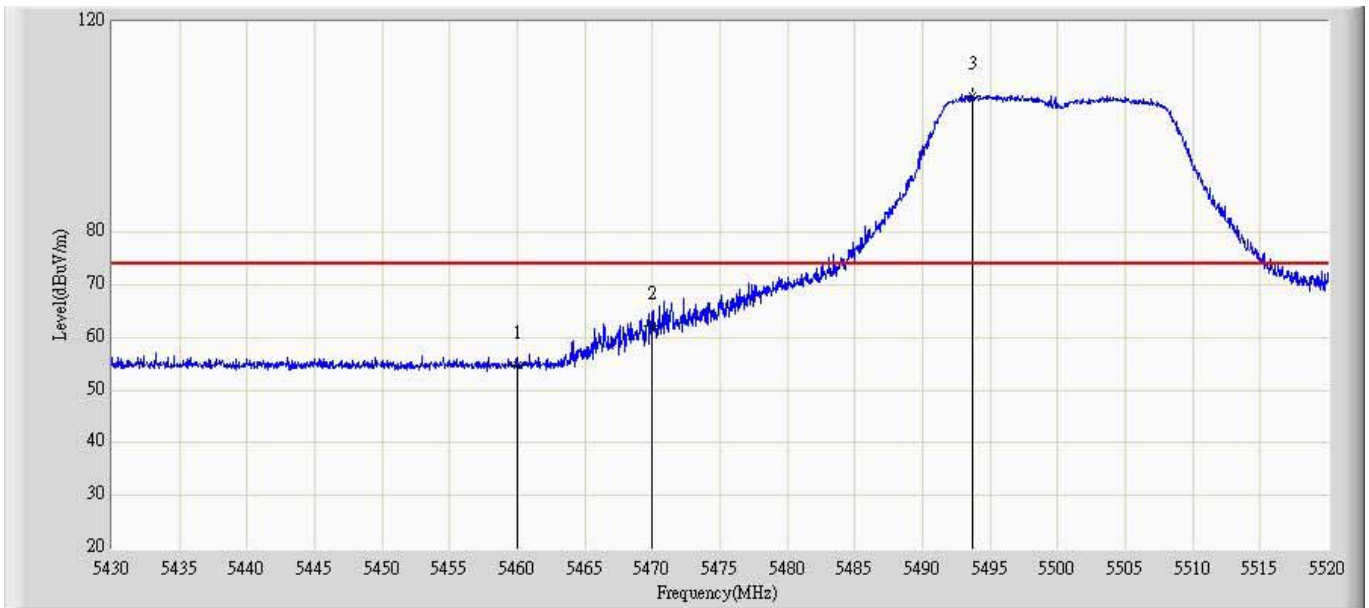
No	Flag	Mark	Frequency (MHz)	Measure Level (dBuV/m)	Reading Level (dBuV)	Over Limit (dB)	Limit (dBuV/m)	Factor	Type
1		*	5324.160	94.152	53.832	N/A	N/A	40.320	PK
2			5350.000	51.800	11.461	-22.200	74.000	40.339	PK

Engineer: Toms	
Site: AC5	Time: 2013/04/07 - 16:16
Limit: FCC_Part15.209_RE(3m)	Margin: 0
Probe: Horn_3117_988(1-18GHz)	Polarity: Horizontal
EUT: WIRELESS-ABGN 3X3 NETWORK MINI PCIE ADAPTER	Power: AC 120V/60Hz
Note: Mode2: Transmit at channel 5320MHz by 802.11a Chain 2	



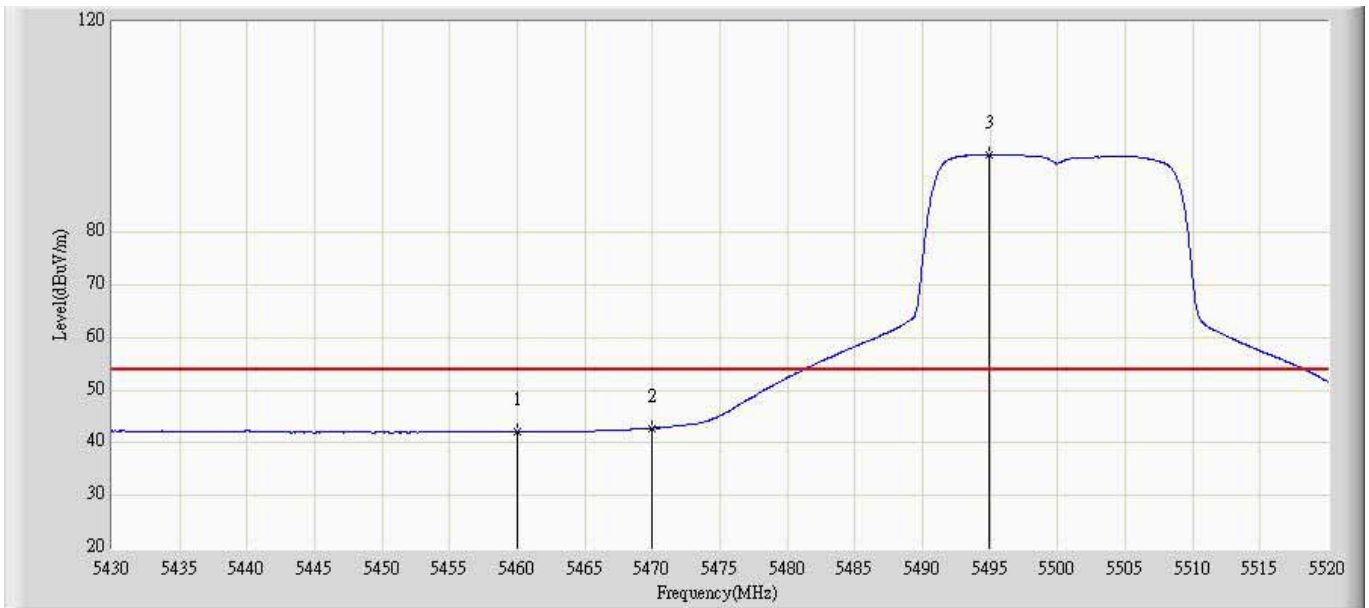
No	Flag	Mark	Frequency (MHz)	Measure Level (dBuV/m)	Reading Level (dBuV)	Over Limit (dB)	Limit (dBuV/m)	Factor	Type
1		*	5324.000	81.969	41.650	N/A	N/A	40.319	AV
2			5350.000	39.426	-0.913	-14.574	54.000	40.339	AV

Engineer: Toms	
Site: AC5	Time: 2013/04/07 - 16:16
Limit: FCC_Part15.209_RE(3m)	Margin: 0
Probe: Horn_3117_988(1-18GHz)	Polarity: Vertical
EUT: WIRELESS-ABGN 3X3 NETWORK MINI PCIE ADAPTER	Power: AC 120V/60Hz
Note: Mode2: Transmit at channel 5500MHz by 802.11a Chain 2	



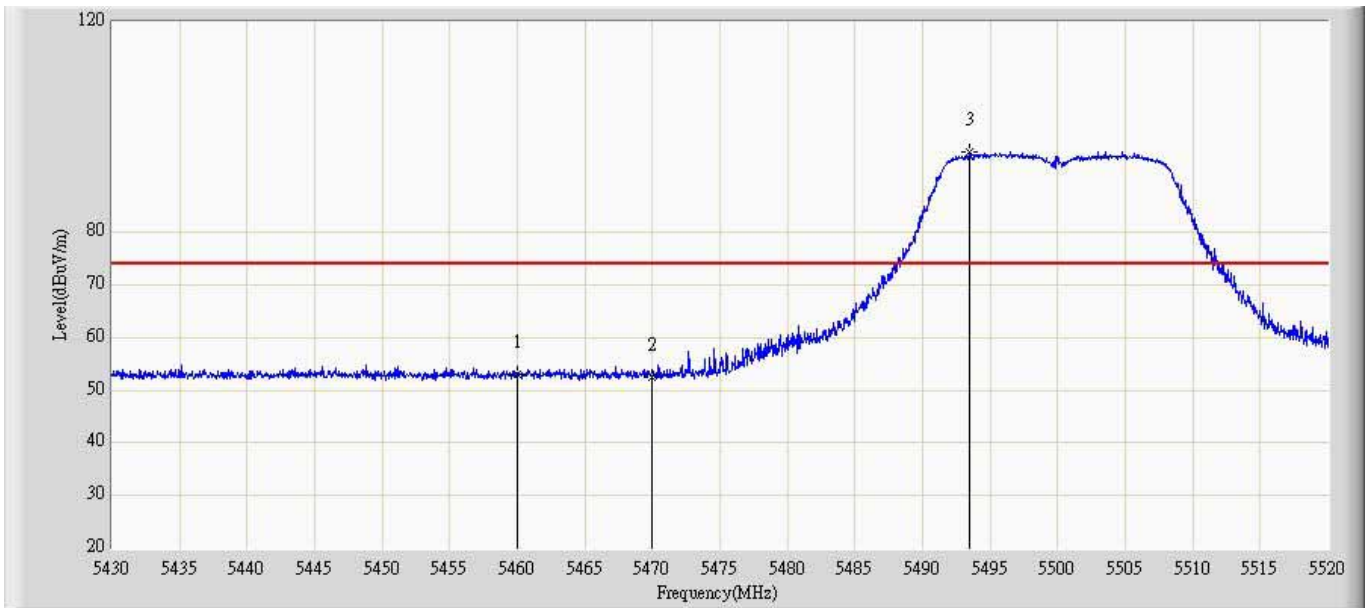
No	Flag	Mark	Frequency (MHz)	Measure Level (dBuV/m)	Reading Level (dBuV)	Over Limit (dB)	Limit (dBuV/m)	Factor	Type
1			5460.000	54.876	14.495	-19.124	74.000	40.382	PK
2			5470.000	62.283	21.887	-26.017	88.300	40.395	PK
3		*	5493.720	105.900	65.471	N/A	N/A	40.428	PK

Engineer: Toms	
Site: AC5	Time: 2013/04/07 - 16:19
Limit: FCC_Part15.209_RE(3m)	Margin: 0
Probe: Horn_3117_988(1-18GHz)	Polarity: Vertical
EUT: WIRELESS-ABGN 3X3 NETWORK MINI PCIE ADAPTER	Power: AC 120V/60Hz
Note: Mode2: Transmit at channel 5500MHz by 802.11a Chain 2	



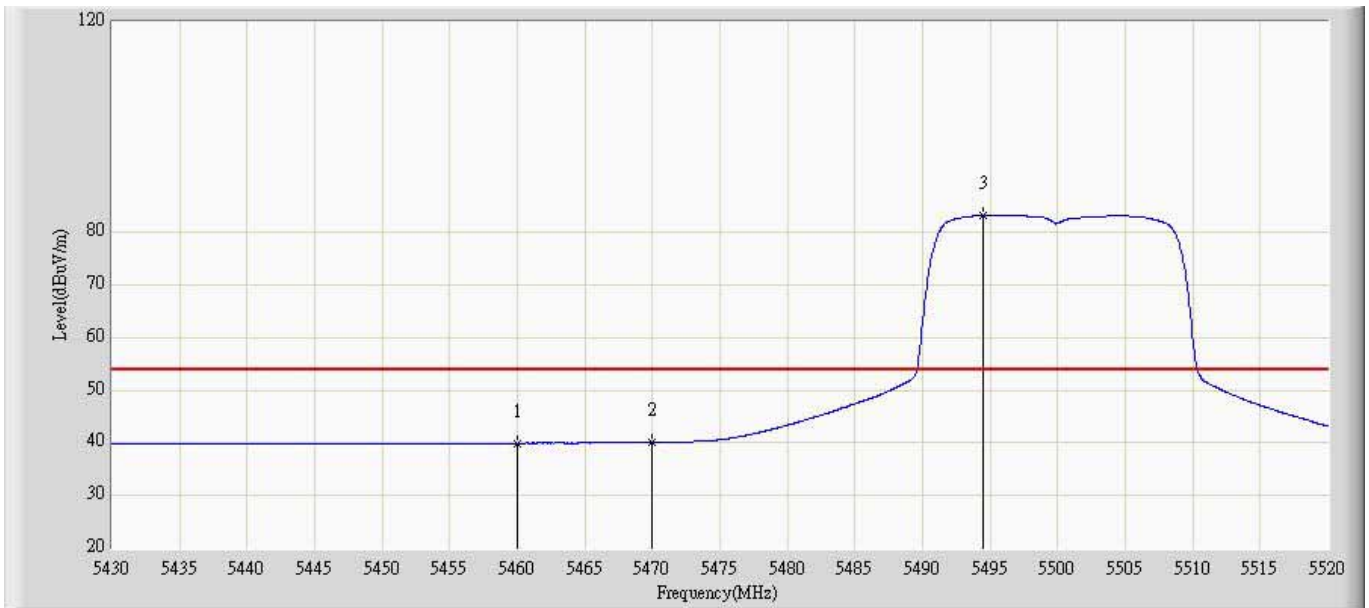
No	Flag	Mark	Frequency (MHz)	Measure Level (dBuV/m)	Reading Level (dBuV)	Over Limit (dB)	Limit (dBuV/m)	Factor	Type
1			5460.000	42.085	1.704	-11.915	54.000	40.382	AV
2			5470.000	42.809	2.413	-25.491	68.300	40.395	AV
3		*	5494.890	94.807	54.376	N/A	N/A	40.430	AV

Engineer: Toms	
Site: AC5	Time: 2013/04/07 - 16:20
Limit: FCC_Part15.209_RE(3m)	Margin: 0
Probe: Horn_3117_988(1-18GHz)	Polarity: Horizontal
EUT: WIRELESS-ABGN 3X3 NETWORK MINI PCIE ADAPTER	Power: AC 120V/60Hz
Note: Mode2: Transmit at channel 5500MHz by 802.11a Chain 2	



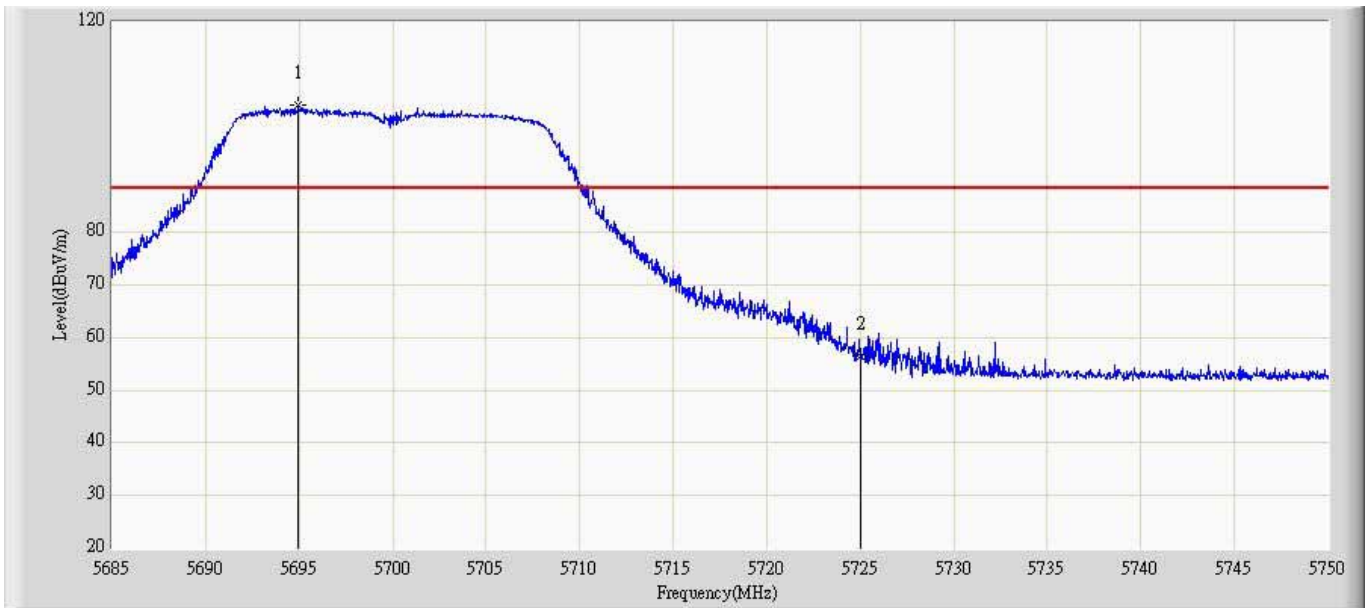
No	Flag	Mark	Frequency (MHz)	Measure Level (dBuV/m)	Reading Level (dBuV)	Over Limit (dB)	Limit (dBuV/m)	Factor	Type
1			5460.000	53.027	12.529	-20.973	74.000	40.498	PK
2			5470.000	52.528	12.021	-35.772	88.300	40.507	PK
3		*	5493.495	95.351	54.820	N/A	N/A	40.531	PK

Engineer: Toms	
Site: AC5	Time: 2013/04/07 - 16:22
Limit: FCC_Part15.209_RE(3m)	Margin: 0
Probe: Horn_3117_988(1-18GHz)	Polarity: Horizontal
EUT: WIRELESS-ABGN 3X3 NETWORK MINI PCIE ADAPTER	Power: AC 120V/60Hz
Note: Mode2: Transmit at channel 5500MHz by 802.11a Chain 2	



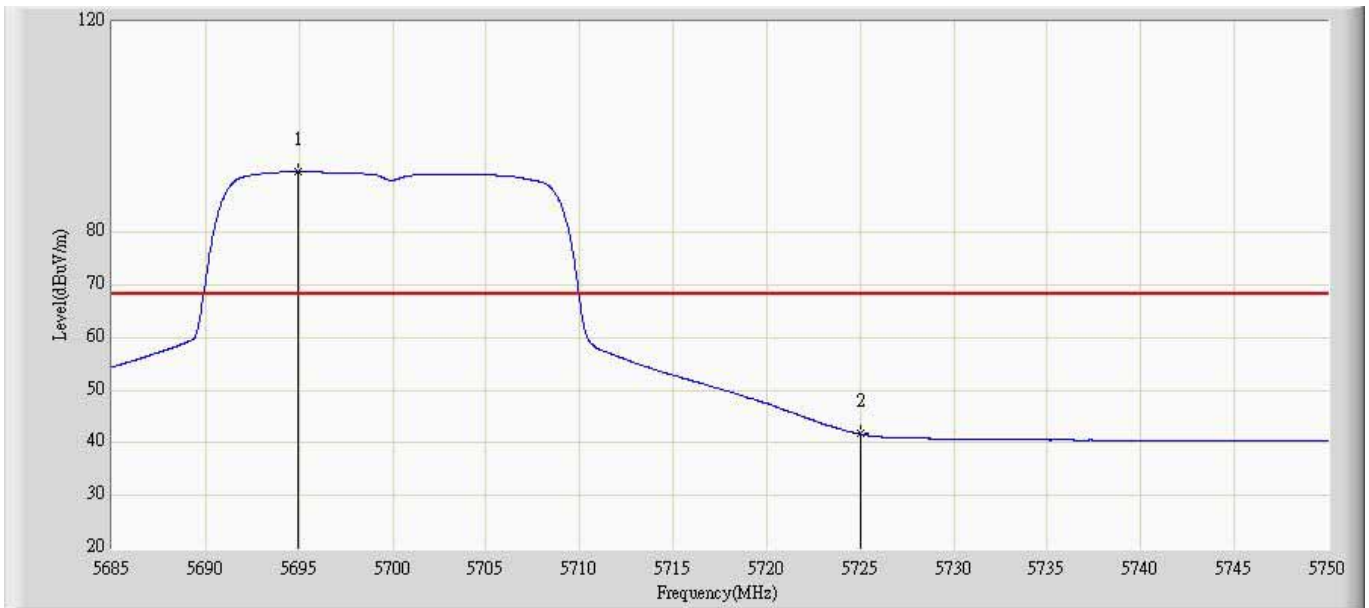
No	Flag	Mark	Frequency (MHz)	Measure Level (dBuV/m)	Reading Level (dBuV)	Over Limit (dB)	Limit (dBuV/m)	Factor	Type
1			5460.000	39.917	-0.581	-14.083	54.000	40.498	AV
2			5470.000	40.121	-0.386	-28.179	68.300	40.507	AV
3		*	5494.485	83.162	42.630	N/A	N/A	40.532	AV

Engineer: Toms	
Site: AC5	Time: 2013/04/07 - 16:22
Limit: FCC_Part15.407_RE(3m)	Margin: 0
Probe: Horn_3117_988(1-18GHz)	Polarity: Vertical
EUT: WIRELESS-ABGN 3X3 NETWORK MINI PCIE ADAPTER	Power: AC 120V/60Hz
Note: Mode2: Transmit at channel 5700MHz by 802.11a Chain 2	



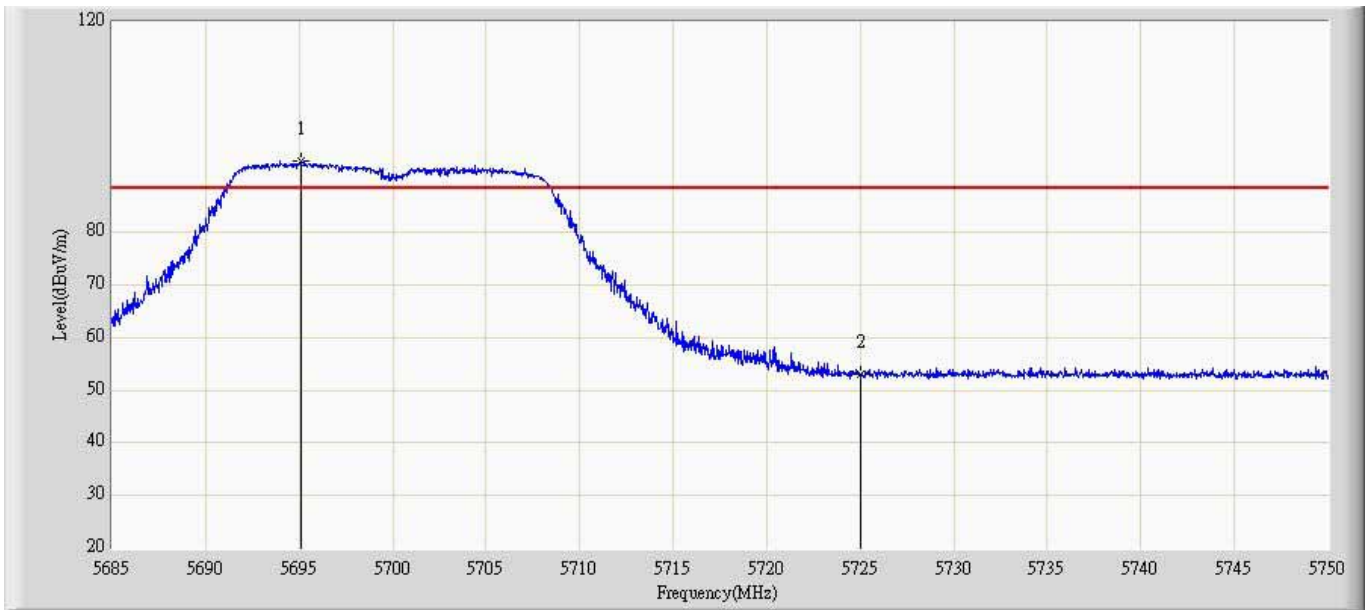
No	Flag	Mark	Frequency (MHz)	Measure Level (dBuV/m)	Reading Level (dBuV)	Over Limit (dB)	Limit (dBuV/m)	Factor	Type
1		*	5694.978	104.174	63.382	N/A	N/A	40.792	PK
2			5725.000	56.556	15.736	-31.744	88.300	40.820	PK

Engineer: Toms	
Site: AC5	Time: 2013/04/07 - 16:24
Limit: FCC_Part15.407_RE(3m)	Margin: 0
Probe: Horn_3117_988(1-18GHz)	Polarity: Vertical
EUT: WIRELESS-ABGN 3X3 NETWORK MINI PCIE ADAPTER	Power: AC 120V/60Hz
Note: Mode2: Transmit at channel 5700MHz by 802.11a Chain 2	



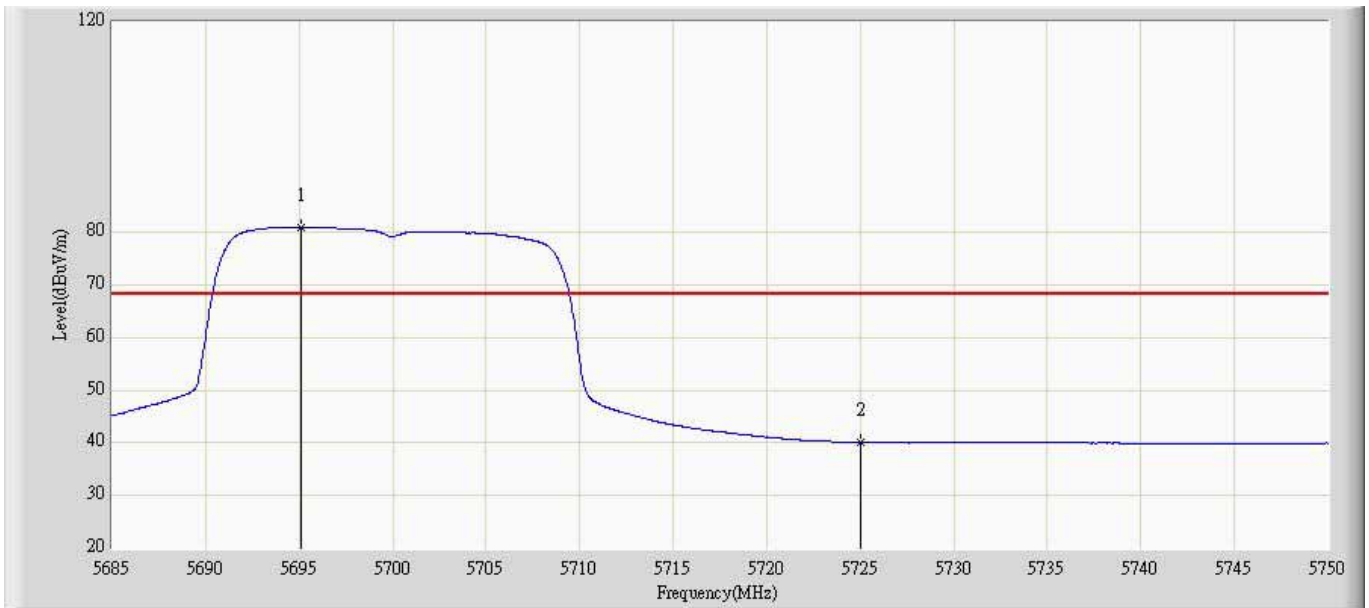
No	Flag	Mark	Frequency (MHz)	Measure Level (dBuV/m)	Reading Level (dBuV)	Over Limit (dB)	Limit (dBuV/m)	Factor	Type
1		*	5694.978	91.508	50.716	N/A	N/A	40.792	AV
2			5725.000	41.700	0.880	-26.600	68.300	40.820	AV

Engineer: Toms	
Site: AC5	Time: 2013/04/07 - 16:24
Limit: FCC_Part15.407_RE(3m)	Margin: 0
Probe: Horn_3117_988(1-18GHz)	Polarity: Horizontal
EUT: WIRELESS-ABGN 3X3 NETWORK MINI PCIE ADAPTER	Power: AC 120V/60Hz
Note: Mode2: Transmit at channel 5700MHz by 802.11a Chain 2	



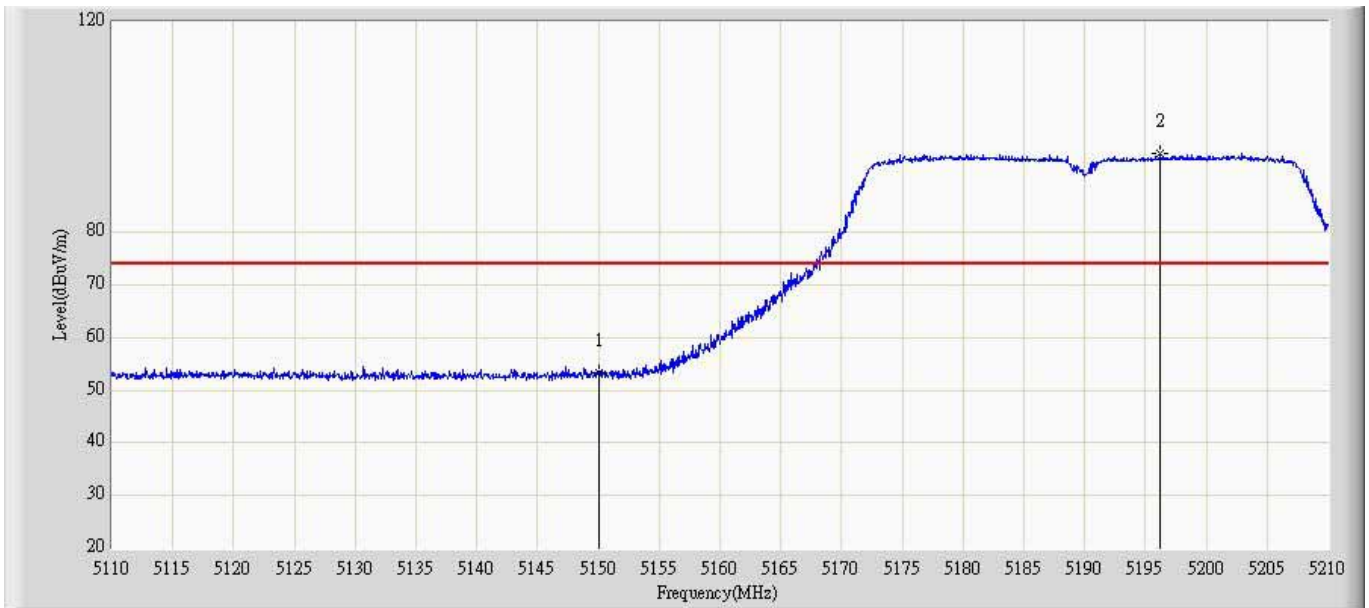
No	Flag	Mark	Frequency (MHz)	Measure Level (dBuV/m)	Reading Level (dBuV)	Over Limit (dB)	Limit (dBuV/m)	Factor	Type
1		*	5695.075	93.499	52.684	N/A	N/A	40.814	PK
2			5725.000	52.911	12.081	-35.389	88.300	40.830	PK

Engineer: Toms	
Site: AC5	Time: 2013/04/07 - 16:27
Limit: FCC_Part15.407_RE(3m)	Margin: 0
Probe: Horn_3117_988(1-18GHz)	Polarity: Horizontal
EUT: WIRELESS-ABGN 3X3 NETWORK MINI PCIE ADAPTER	Power: AC 120V/60Hz
Note: Mode2: Transmit at channel 5700MHz by 802.11a Chain 2	



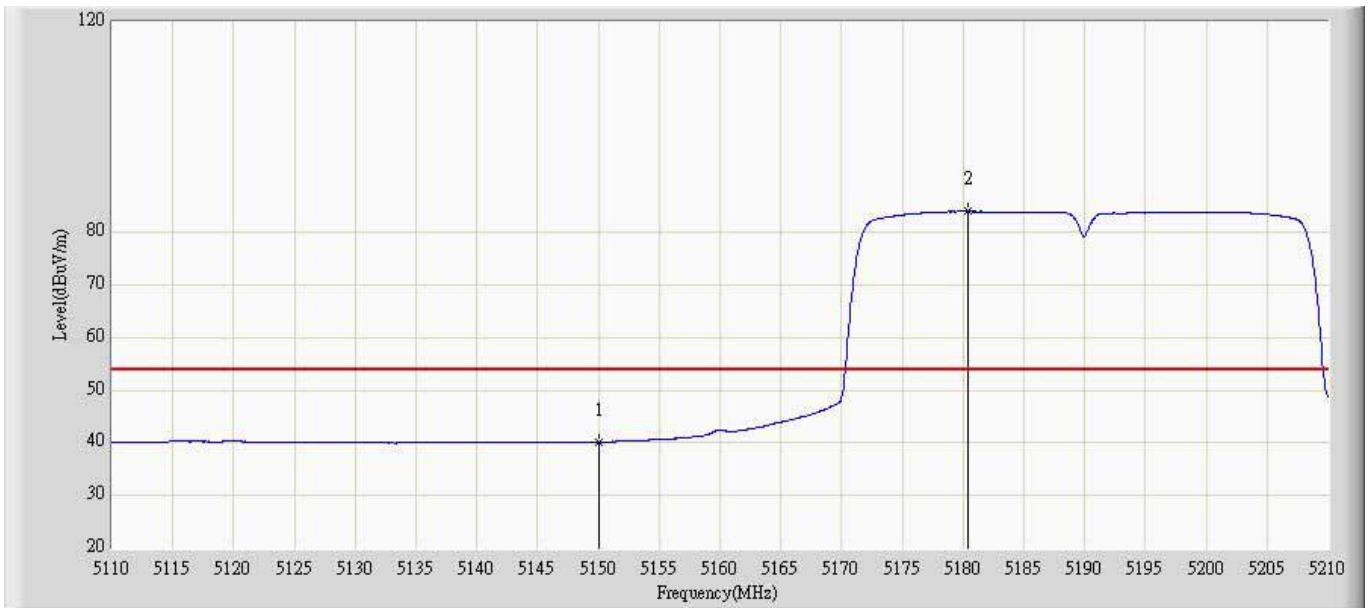
No	Flag	Mark	Frequency (MHz)	Measure Level (dBuV/m)	Reading Level (dBuV)	Over Limit (dB)	Limit (dBuV/m)	Factor	Type
1		*	5695.075	81.031	40.216	N/A	N/A	40.814	AV
2			5725.000	40.089	-0.741	-28.211	68.300	40.830	AV

Engineer: Toms	
Site: AC5	Time: 2013/04/07 - 16:31
Limit: FCC_Part15.209_RE(3m)	Margin: 0
Probe: Horn_3117_988(1-18GHz)	Polarity: Vertical
EUT: WIRELESS-ABGN 3X3 NETWORK MINI PCIE ADAPTER	Power: AC 120V/60Hz
Note: Mode3: Transmit at channel 5190MHz by 802.11n40 Chain 2	



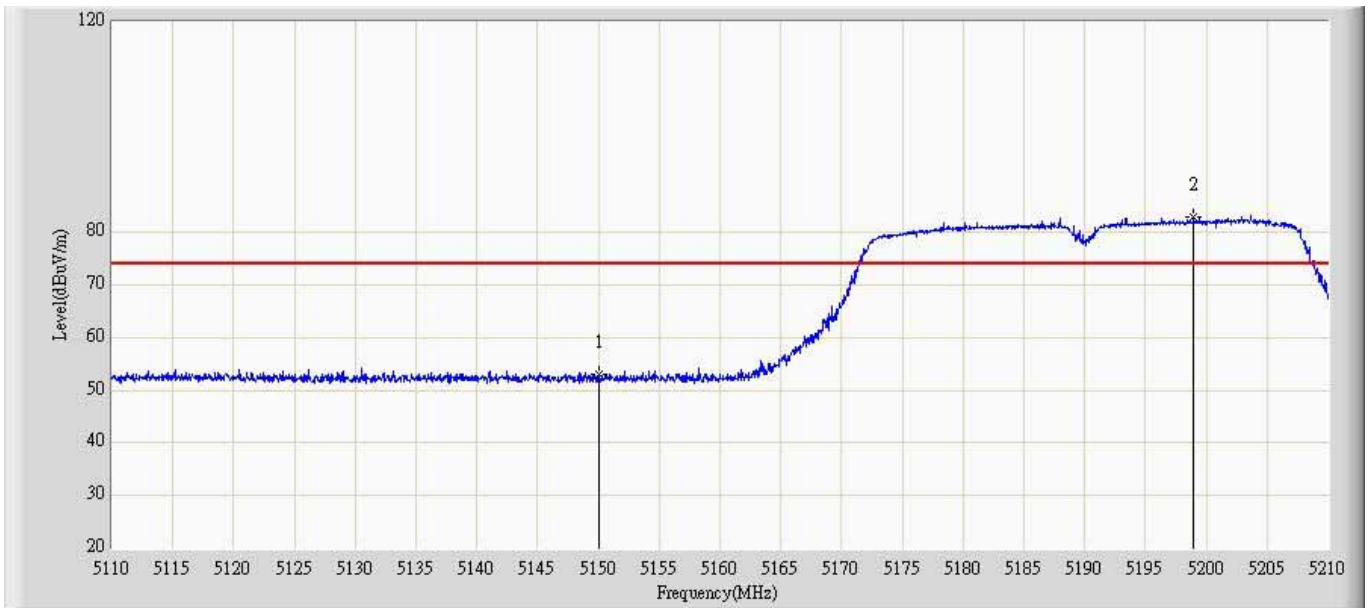
No	Flag	Mark	Frequency (MHz)	Measure Level (dBuV/m)	Reading Level (dBuV)	Over Limit (dB)	Limit (dBuV/m)	Factor	Type
1			5150.000	53.316	13.335	-20.684	74.000	39.981	PK
2		*	5196.250	94.976	54.959	N/A	N/A	40.017	PK

Engineer: Toms	
Site: AC5	Time: 2013/04/07 - 16:34
Limit: FCC_Part15.209_RE(3m)	Margin: 0
Probe: Horn_3117_988(1-18GHz)	Polarity: Vertical
EUT: WIRELESS-ABGN 3X3 NETWORK MINI PCIE ADAPTER	Power: AC 120V/60Hz
Note: Mode3: Transmit at channel 5190MHz by 802.11n40 Chain 2	



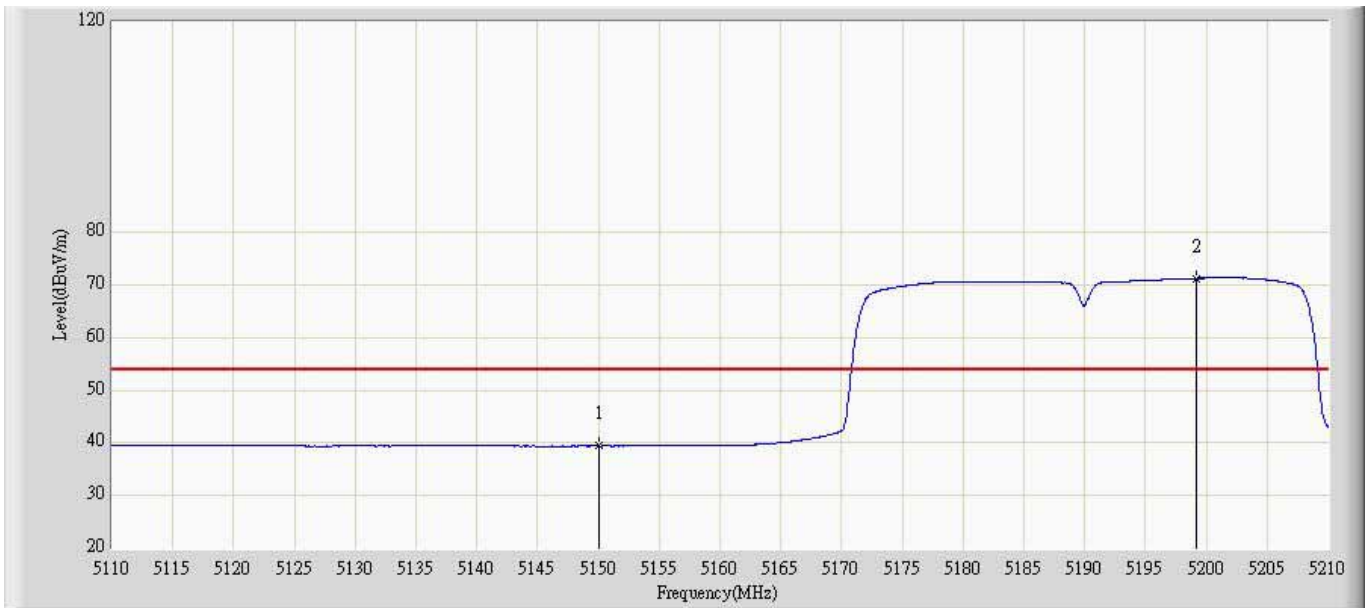
No	Flag	Mark	Frequency (MHz)	Measure Level (dBuV/m)	Reading Level (dBuV)	Over Limit (dB)	Limit (dBuV/m)	Factor	Type
1			5150.000	40.179	0.198	-13.821	54.000	39.981	AV
2		*	5180.400	83.953	43.954	N/A	N/A	39.999	AV

Engineer: Toms	
Site: AC5	Time: 2013/04/07 - 16:35
Limit: FCC_Part15.209_RE(3m)	Margin: 0
Probe: Horn_3117_988(1-18GHz)	Polarity: Horizontal
EUT: WIRELESS-ABGN 3X3 NETWORK MINI PCIE ADAPTER	Power: AC 120V/60Hz
Note: Mode3: Transmit at channel 5190MHz by 802.11n40 Chain 2	



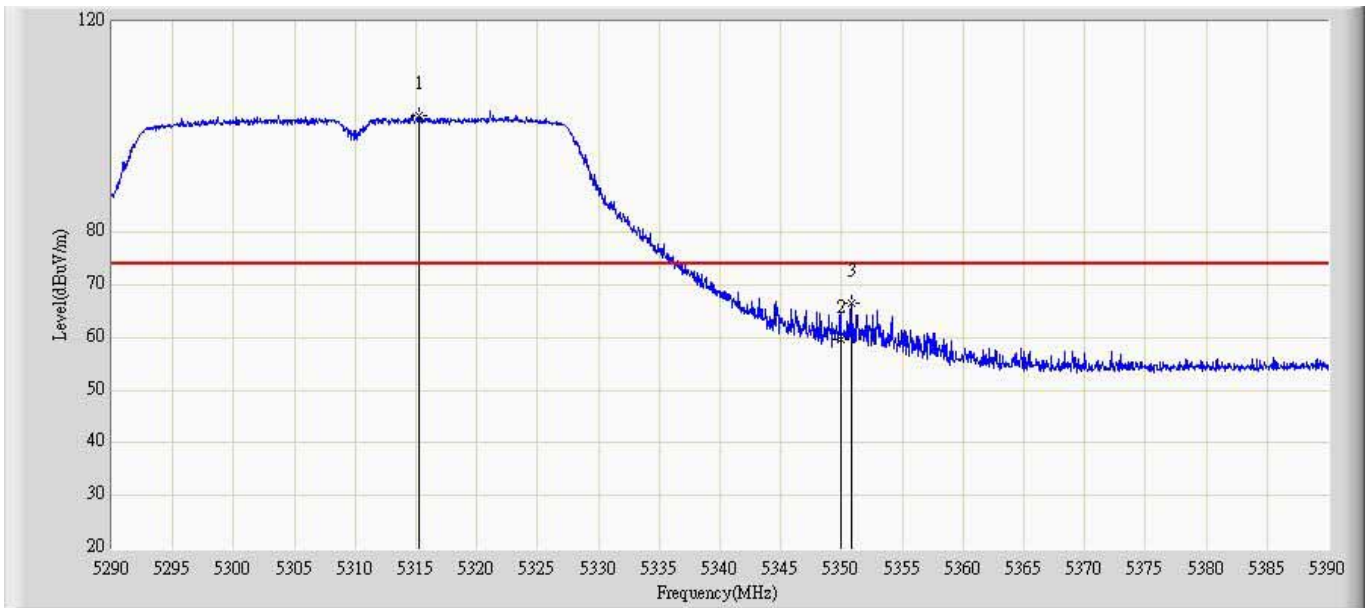
No	Flag	Mark	Frequency (MHz)	Measure Level (dBuV/m)	Reading Level (dBuV)	Over Limit (dB)	Limit (dBuV/m)	Factor	Type
1			5150.000	52.974	12.953	-21.026	74.000	40.021	PK
2		*	5198.950	82.966	42.828	N/A	N/A	40.138	PK

Engineer: Toms	
Site: AC5	Time: 2013/04/07 - 16:37
Limit: FCC_Part15.209_RE(3m)	Margin: 0
Probe: Horn_3117_988(1-18GHz)	Polarity: Horizontal
EUT: WIRELESS-ABGN 3X3 NETWORK MINI PCIE ADAPTER	Power: AC 120V/60Hz
Note: Mode3: Transmit at channel 5190MHz by 802.11n40 Chain 2	



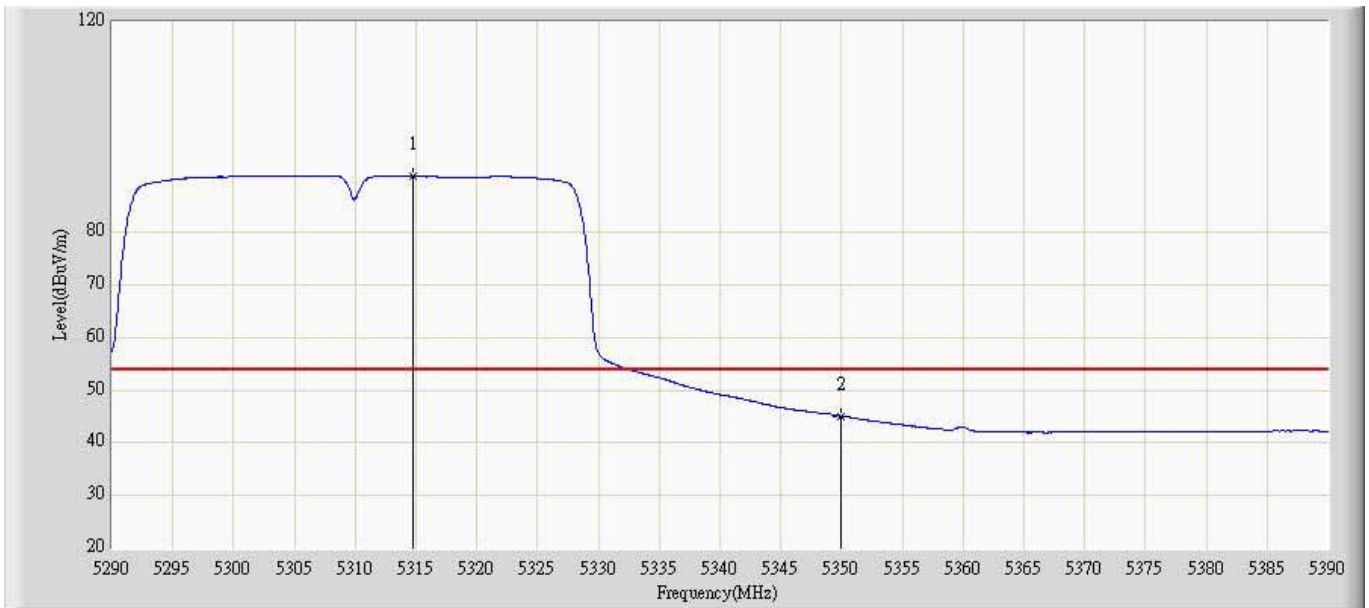
No	Flag	Mark	Frequency (MHz)	Measure Level (dBuV/m)	Reading Level (dBuV)	Over Limit (dB)	Limit (dBuV/m)	Factor	Type
1			5150.000	39.407	-0.614	-14.593	54.000	40.021	AV
2		*	5199.200	71.259	31.121	N/A	N/A	40.138	AV

Engineer: Toms	
Site: AC5	Time: 2013/04/07 - 16:38
Limit: FCC_Part15.209_RE(3m)	Margin: 0
Probe: Horn_3117_988(1-18GHz)	Polarity: Vertical
EUT: WIRELESS-ABGN 3X3 NETWORK MINI PCIE ADAPTER	Power: AC 120V/60Hz
Note: Mode3: Transmit at channel 5310MHz by 802.11n40 Chain 2	



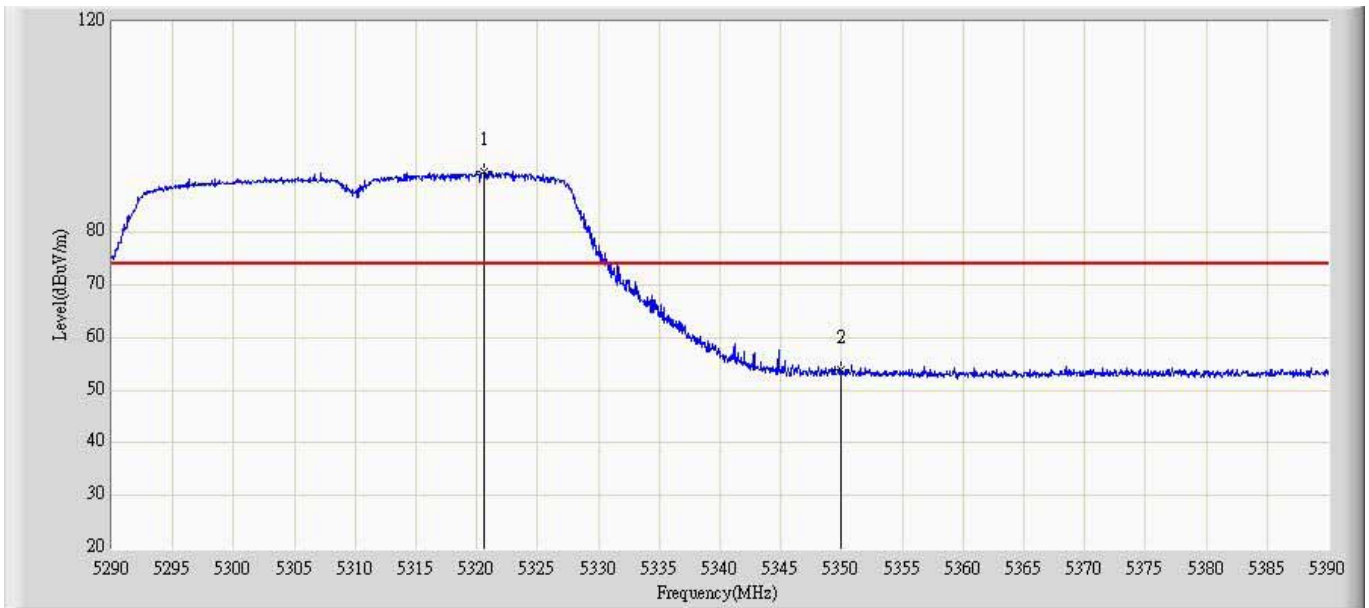
No	Flag	Mark	Frequency (MHz)	Measure Level (dBuV/m)	Reading Level (dBuV)	Over Limit (dB)	Limit (dBuV/m)	Factor	Type
1		*	5315.200	102.200	62.060	N/A	N/A	40.140	PK
2			5350.000	59.547	19.368	-14.453	74.000	40.179	PK
3			5350.850	66.467	26.287	-7.533	74.000	40.180	PK

Engineer: Toms	
Site: AC5	Time: 2013/04/07 - 16:41
Limit: FCC_Part15.209_RE(3m)	Margin: 0
Probe: Horn_3117_988(1-18GHz)	Polarity: Vertical
EUT: WIRELESS-ABGN 3X3 NETWORK MINI PCIE ADAPTER	Power: AC 120V/60Hz
Note: Mode3: Transmit at channel 5310MHz by 802.11n40 Chain 2	



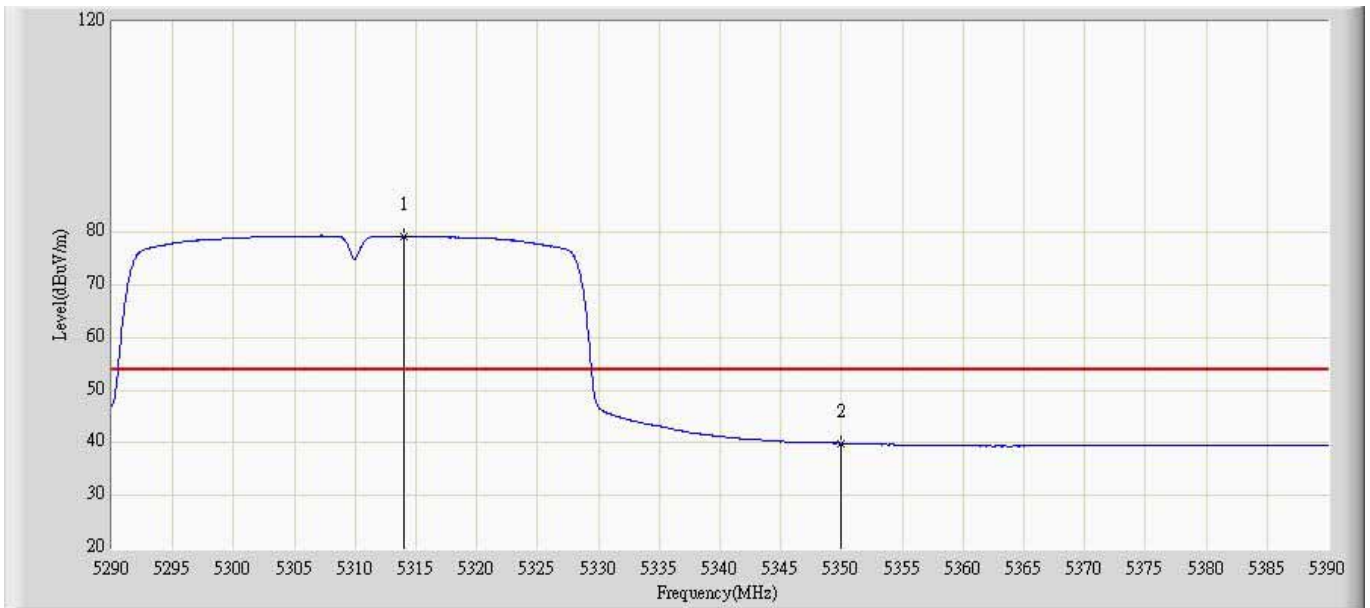
No	Flag	Mark	Frequency (MHz)	Measure Level (dBuV/m)	Reading Level (dBuV)	Over Limit (dB)	Limit (dBuV/m)	Factor	Type
1		*	5314.700	90.672	50.532	N/A	N/A	40.139	AV
2			5350.000	45.084	4.905	-8.916	54.000	40.179	AV

Engineer: Toms	
Site: AC5	Time: 2013/04/07 - 16:41
Limit: FCC_Part15.209_RE(3m)	Margin: 0
Probe: Horn_3117_988(1-18GHz)	Polarity: Horizontal
EUT: WIRELESS-ABGN 3X3 NETWORK MINI PCIE ADAPTER	Power: AC 120V/60Hz
Note: Mode3: Transmit at channel 5310MHz by 802.11n40 Chain 2	



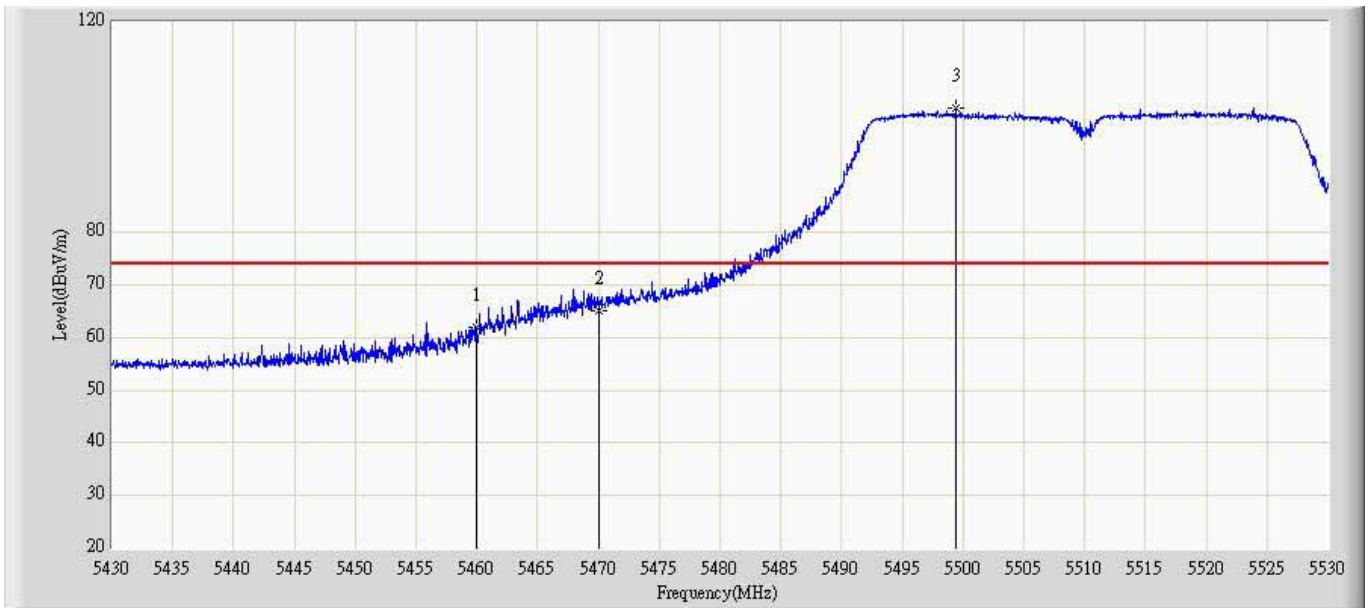
No	Flag	Mark	Frequency (MHz)	Measure Level (dBuV/m)	Reading Level (dBuV)	Over Limit (dB)	Limit (dBuV/m)	Factor	Type
1		*	5320.600	91.599	51.281	N/A	N/A	40.318	PK
2			5350.000	53.867	13.528	-20.133	74.000	40.339	PK

Engineer: Toms	
Site: AC5	Time: 2013/04/07 - 16:54
Limit: FCC_Part15.209_RE(3m)	Margin: 0
Probe: Horn_3117_988(1-18GHz)	Polarity: Horizontal
EUT: WIRELESS-ABGN 3X3 NETWORK MINI PCIE ADAPTER	Power: AC 120V/60Hz
Note: Mode3: Transmit at channel 5310MHz by 802.11n40 Chain 2	



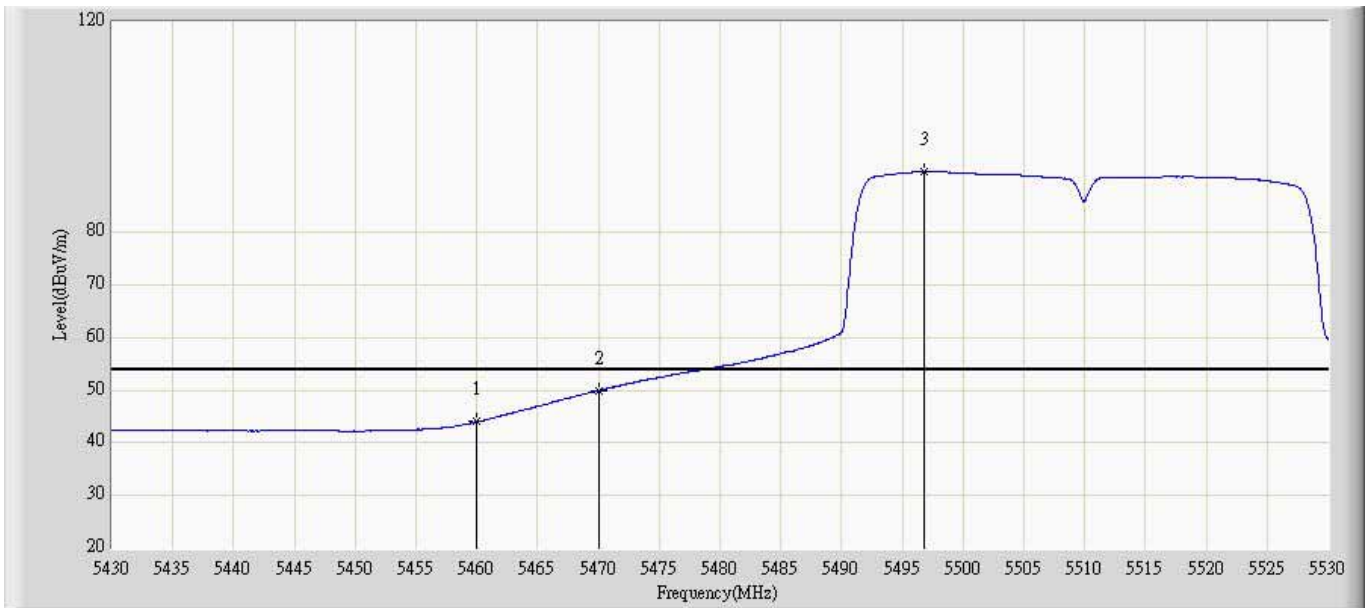
No	Flag	Mark	Frequency (MHz)	Measure Level (dBuV/m)	Reading Level (dBuV)	Over Limit (dB)	Limit (dBuV/m)	Factor	Type
1		*	5314.050	79.218	38.905	N/A	N/A	40.313	AV
2			5350.000	39.934	-0.405	-14.066	54.000	40.339	AV

Engineer: Toms	
Site: AC5	Time: 2013/04/07 - 16:54
Limit: FCC_Part15.209_RE(3m)	Margin: 0
Probe: Horn_3117_988(1-18GHz)	Polarity: Vertical
EUT: WIRELESS-ABGN 3X3 NETWORK MINI PCIE ADAPTER	Power: AC 120V/60Hz
Note: Mode3: Transmit at channel 5510MHz by 802.11n40 Chain 2	



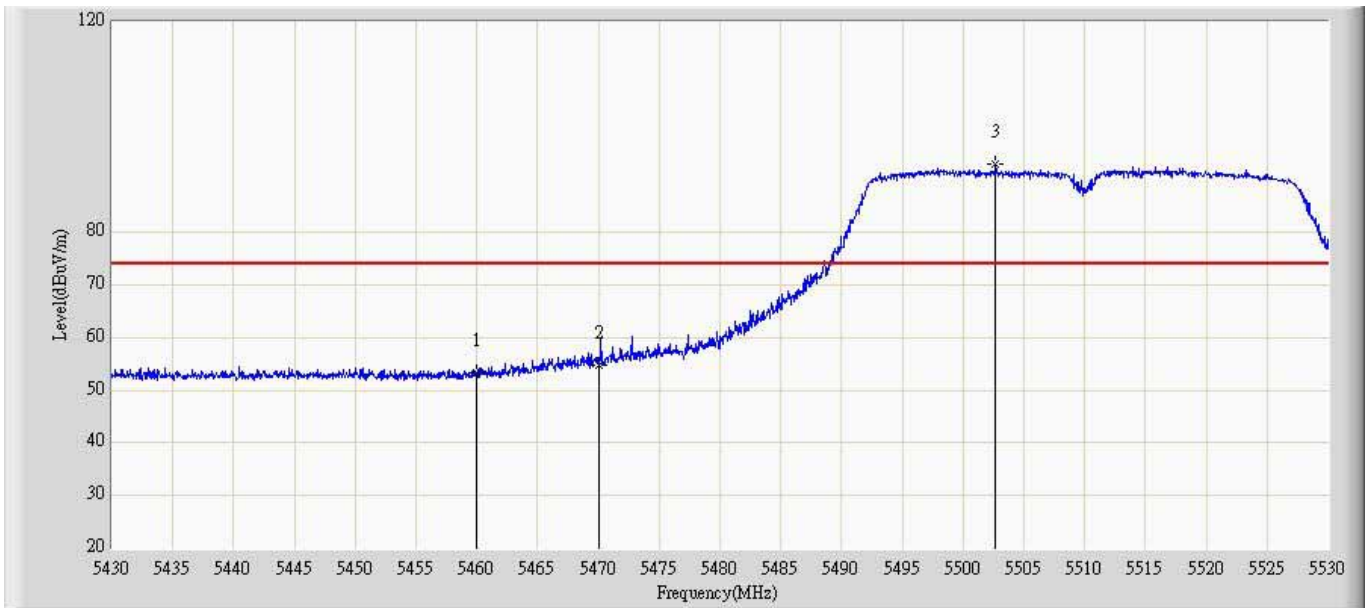
No	Flag	Mark	Frequency (MHz)	Measure Level (dBuV/m)	Reading Level (dBuV)	Over Limit (dB)	Limit (dBuV/m)	Factor	Type
1			5460.000	61.984	21.603	-12.016	74.000	40.382	PK
2			5470.000	65.129	24.733	-23.171	88.300	40.395	PK
3		*	5499.400	103.739	63.302	N/A	N/A	40.438	PK

Engineer: Toms	
Site: AC5	Time: 2013/04/07 - 16:57
Limit: FCC_Part15.209_RE(3m)	Margin: 0
Probe: Horn_3117_988(1-18GHz)	Polarity: Vertical
EUT: WIRELESS-ABGN 3X3 NETWORK MINI PCIE ADAPTER	Power: AC 120V/60Hz
Note: Mode3: Transmit at channel 5510MHz by 802.11n40 Chain 2	



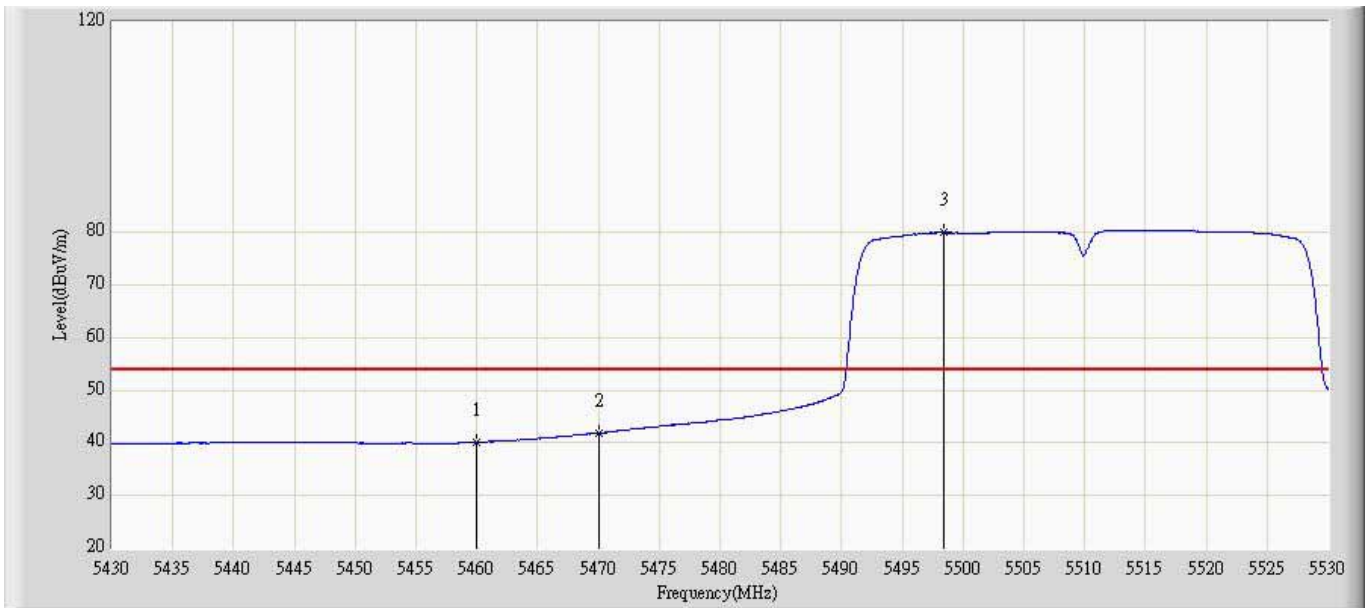
No	Flag	Mark	Frequency (MHz)	Measure Level (dBuV/m)	Reading Level (dBuV)	Over Limit (dB)	Limit (dBuV/m)	Factor	Type
1			5460.000	44.022	3.641	-9.978	54.000	40.382	AV
2			5470.000	49.967	9.571	-18.333	68.300	40.395	AV
3		*	5496.800	91.522	51.089	N/A	N/A	40.433	AV

Engineer: Toms	
Site: AC5	Time: 2013/04/07 - 16:57
Limit: FCC_Part15.209_RE(3m)	Margin: 0
Probe: Horn_3117_988(1-18GHz)	Polarity: Horizontal
EUT: WIRELESS-ABGN 3X3 NETWORK MINI PCIE ADAPTER	Power: AC 120V/60Hz
Note: Mode3: Transmit at channel 5510MHz by 802.11n40 Chain 2	



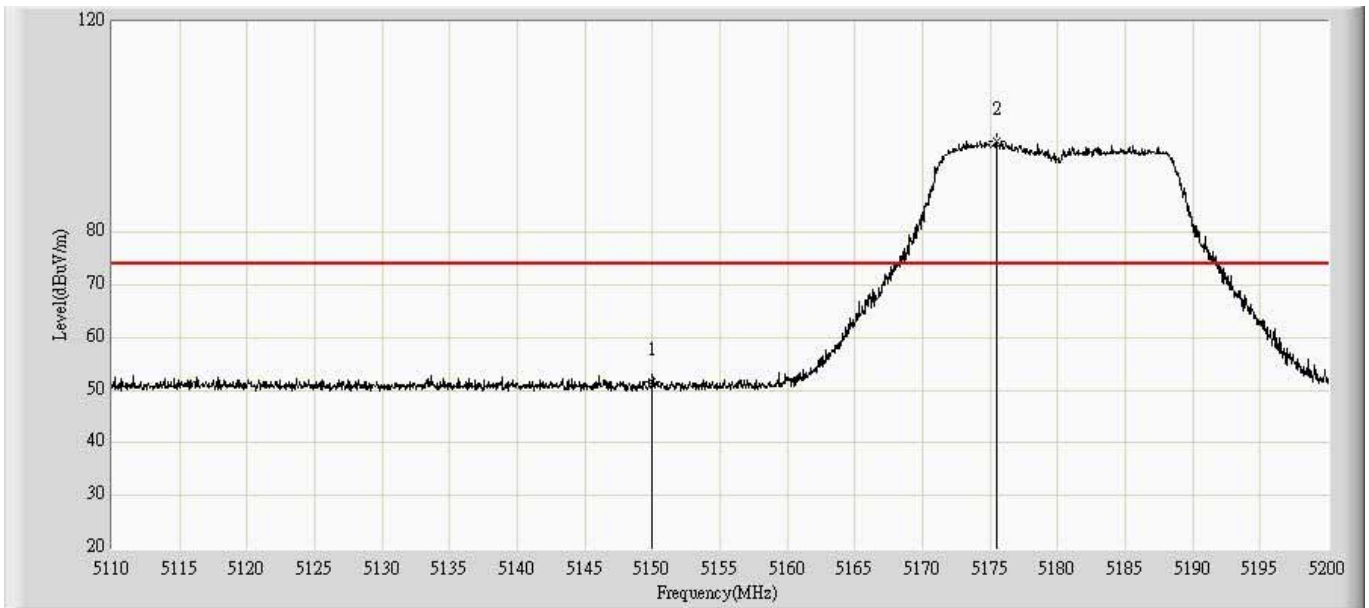
No	Flag	Mark	Frequency (MHz)	Measure Level (dBuV/m)	Reading Level (dBuV)	Over Limit (dB)	Limit (dBuV/m)	Factor	Type
1			5460.000	53.319	12.821	-20.681	74.000	40.498	PK
2			5470.000	54.748	14.241	-33.552	88.300	40.507	PK
3		*	5502.650	93.036	52.495	N/A	N/A	40.542	PK

Engineer: Toms	
Site: AC5	Time: 2013/04/07 - 16:58
Limit: FCC_Part15.209_RE(3m)	Margin: 0
Probe: Horn_3117_988(1-18GHz)	Polarity: Horizontal
EUT: WIRELESS-ABGN 3X3 NETWORK MINI PCIE ADAPTER	Power: AC 120V/60Hz
Note: Mode3: Transmit at channel 5510MHz by 802.11n40 Chain 2	



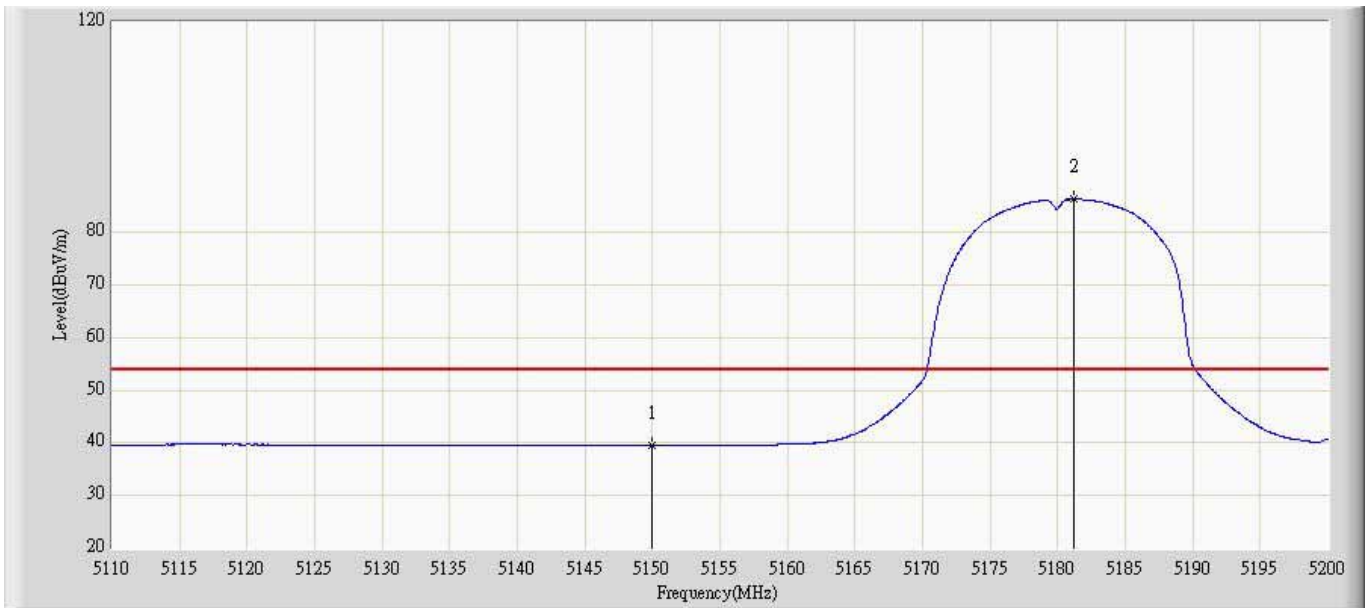
No	Flag	Mark	Frequency (MHz)	Measure Level (dBuV/m)	Reading Level (dBuV)	Over Limit (dB)	Limit (dBuV/m)	Factor	Type
1			5460.000	40.091	-0.407	-13.909	54.000	40.498	AV
2			5470.000	41.881	1.374	-26.419	68.300	40.507	AV
3		*	5498.400	79.937	39.400	N/A	N/A	40.537	AV

Engineer: Toms	
Site: AC5	Time: 2013/04/08 - 00:54
Limit: FCC_Part15.209_RE(3m)	Margin: 0
Probe: Horn_3117_988(1-18GHz)	Polarity: Vertical
EUT: WIRELESS-ABGN 3X3 NETWORK MINI PCIE ADAPTER	Power: AC 120V/60Hz
Note: Mode4: Transmit at channel 5180MHz by 802.11N20 Chain 0+1	



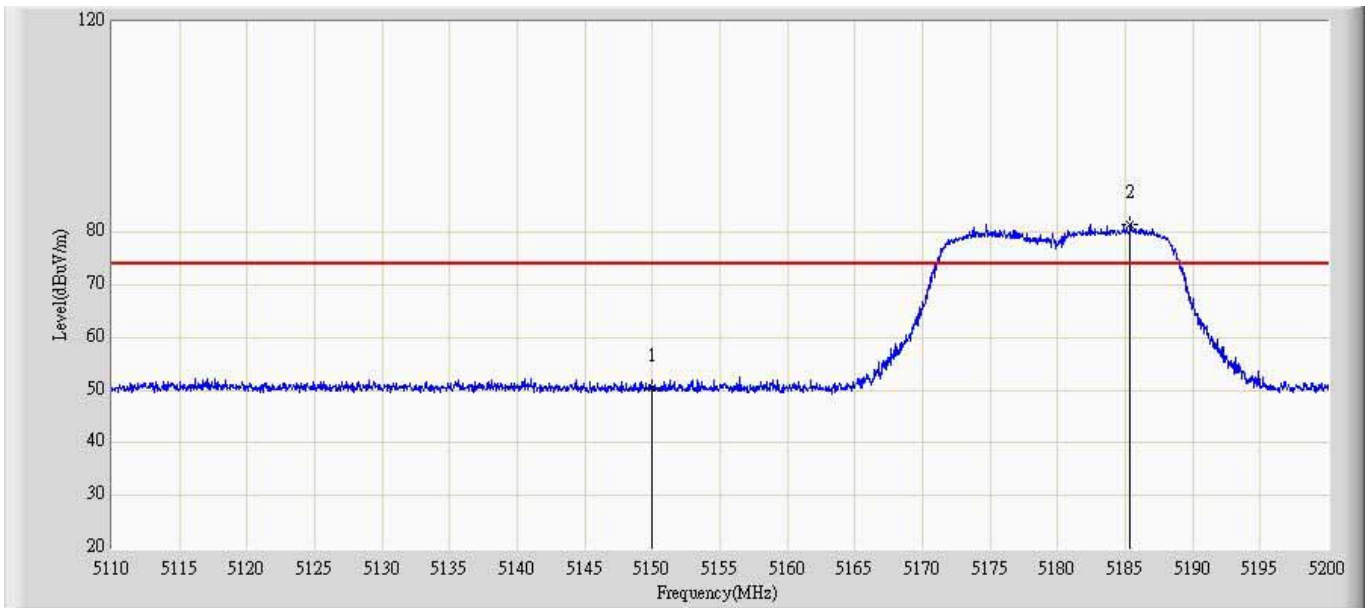
No	Flag	Mark	Frequency (MHz)	Measure Level (dBuV/m)	Reading Level (dBuV)	Over Limit (dB)	Limit (dBuV/m)	Factor	Type
1			5150.000	51.598	11.617	-22.402	74.000	39.981	PK
2		*	5175.430	97.302	57.306	N/A	N/A	39.996	PK

Engineer: Toms	
Site: AC5	Time: 2013/04/08 - 00:56
Limit: FCC_Part15.209_RE(3m)	Margin: 0
Probe: Horn_3117_988(1-18GHz)	Polarity: Vertical
EUT: WIRELESS-ABGN 3X3 NETWORK MINI PCIE ADAPTER	Power: AC 120V/60Hz
Note: Mode4: Transmit at channel 5180MHz by 802.11N20 Chain 0+1	



No	Flag	Mark	Frequency (MHz)	Measure Level (dBuV/m)	Reading Level (dBuV)	Over Limit (dB)	Limit (dBuV/m)	Factor	Type
1			5150.000	39.529	-0.452	-14.471	54.000	39.981	AV
2		*	5181.190	86.317	46.317	N/A	N/A	40.000	AV

Engineer: Toms	
Site: AC5	Time: 2013/04/08 - 00:57
Limit: FCC_Part15.209_RE(3m)	Margin: 0
Probe: Horn_3117_988(1-18GHz)	Polarity: Horizontal
EUT: WIRELESS-ABGN 3X3 NETWORK MINI PCIE ADAPTER	Power: AC 120V/60Hz
Note: Mode4: Transmit at channel 5180MHz by 802.11N20 Chain 0+1	



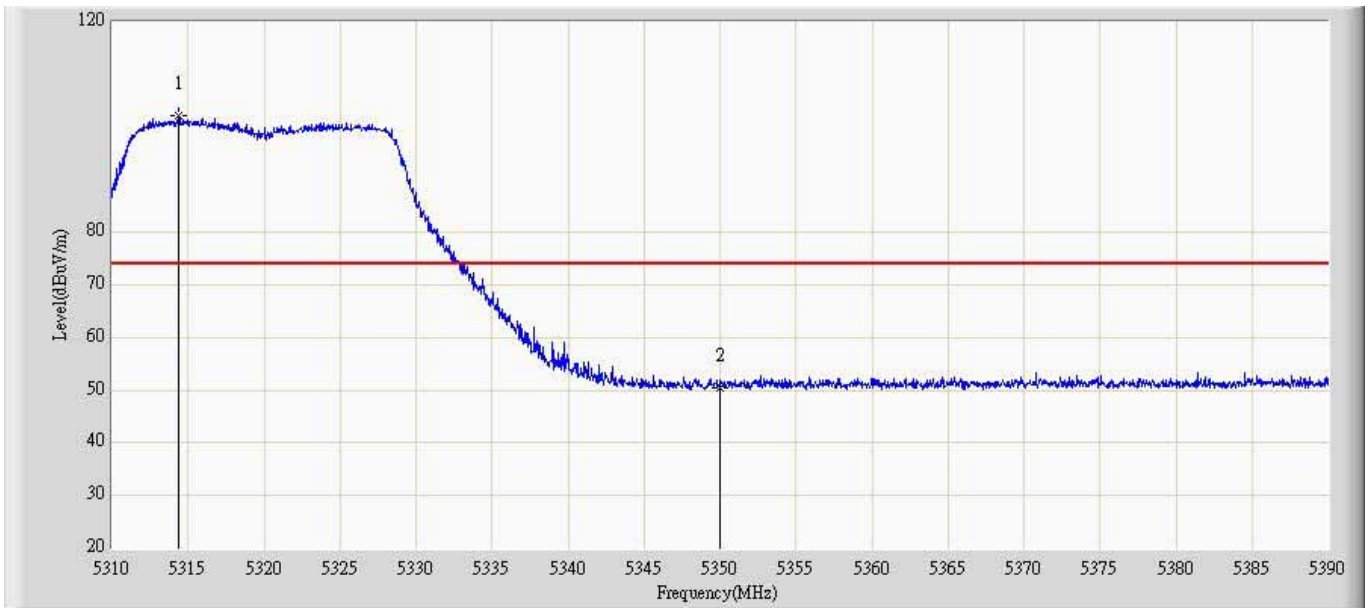
No	Flag	Mark	Frequency (MHz)	Measure Level (dBuV/m)	Reading Level (dBuV)	Over Limit (dB)	Limit (dBuV/m)	Factor	Type
1			5150.000	50.415	10.394	-23.585	74.000	40.021	PK
2		*	5185.330	81.368	41.268	N/A	N/A	40.100	PK

Engineer: Toms	
Site: AC5	Time: 2013/04/08 - 00:59
Limit: FCC_Part15.209_RE(3m)	Margin: 0
Probe: Horn_3117_988(1-18GHz)	Polarity: Horizontal
EUT: WIRELESS-ABGN 3X3 NETWORK MINI PCIE ADAPTER	Power: AC 120V/60Hz
Note: Mode4: Transmit at channel 5180MHz by 802.11N20 Chain 0+1	



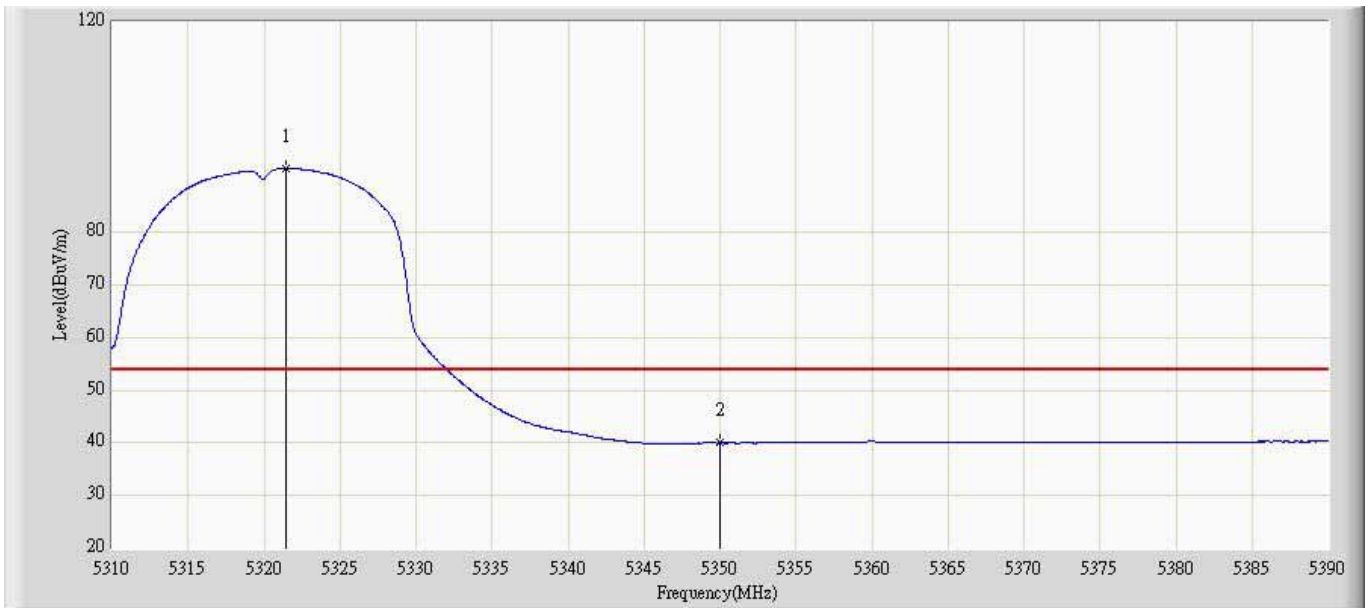
No	Flag	Mark	Frequency (MHz)	Measure Level (dBuV/m)	Reading Level (dBuV)	Over Limit (dB)	Limit (dBuV/m)	Factor	Type
1			5150.000	39.224	-0.797	-14.776	54.000	40.021	AV
2		*	5182.045	69.777	29.686	N/A	N/A	40.091	AV

Engineer: Toms	
Site: AC5	Time: 2013/04/08 - 01:00
Limit: FCC_Part15.209_RE(3m)	Margin: 0
Probe: Horn_3117_988(1-18GHz)	Polarity: Vertical
EUT: WIRELESS-ABGN 3X3 NETWORK MINI PCIE ADAPTER	Power: AC 120V/60Hz
Note: Mode4: Transmit at channel 5320MHz by 802.11N20 Chain 0+1	



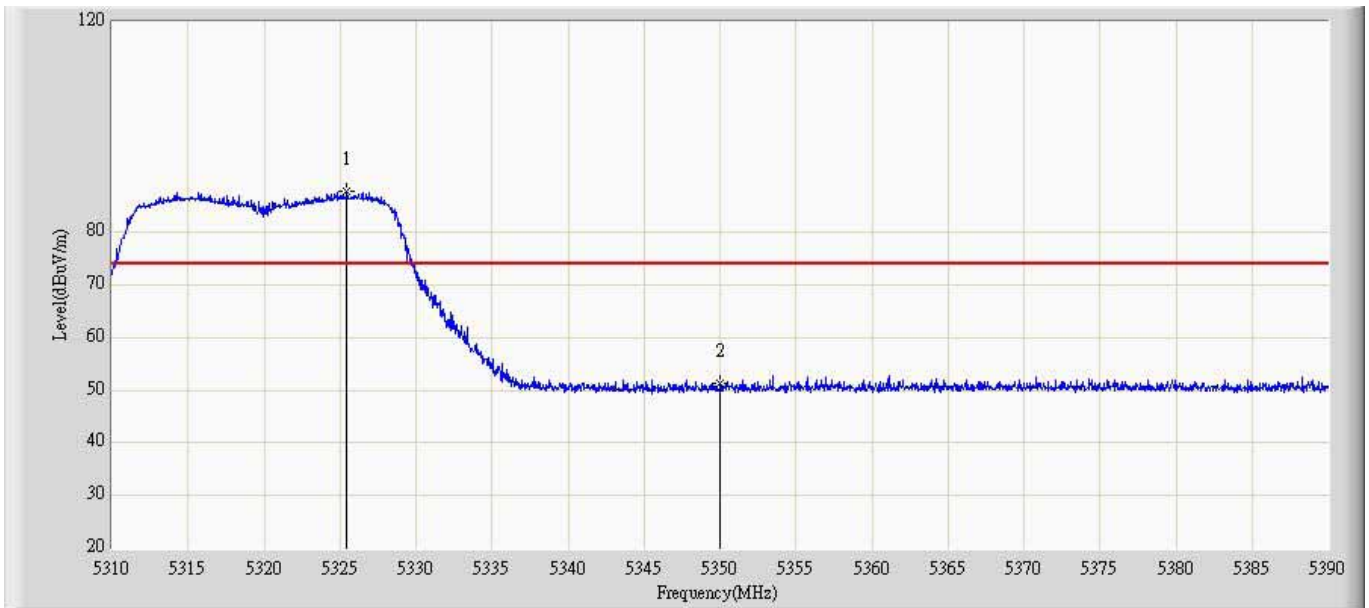
No	Flag	Mark	Frequency (MHz)	Measure Level (dBuV/m)	Reading Level (dBuV)	Over Limit (dB)	Limit (dBuV/m)	Factor	Type
1		*	5314.400	102.221	62.082	N/A	N/A	40.139	PK
2			5350.000	50.488	10.309	-23.512	74.000	40.179	PK

Engineer: Toms	
Site: AC5	Time: 2013/04/08 - 01:02
Limit: FCC_Part15.209_RE(3m)	Margin: 0
Probe: Horn_3117_988(1-18GHz)	Polarity: Vertical
EUT: WIRELESS-ABGN 3X3 NETWORK MINI PCIE ADAPTER	Power: AC 120V/60Hz
Note: Mode4: Transmit at channel 5320MHz by 802.11N20 Chain 0+1	



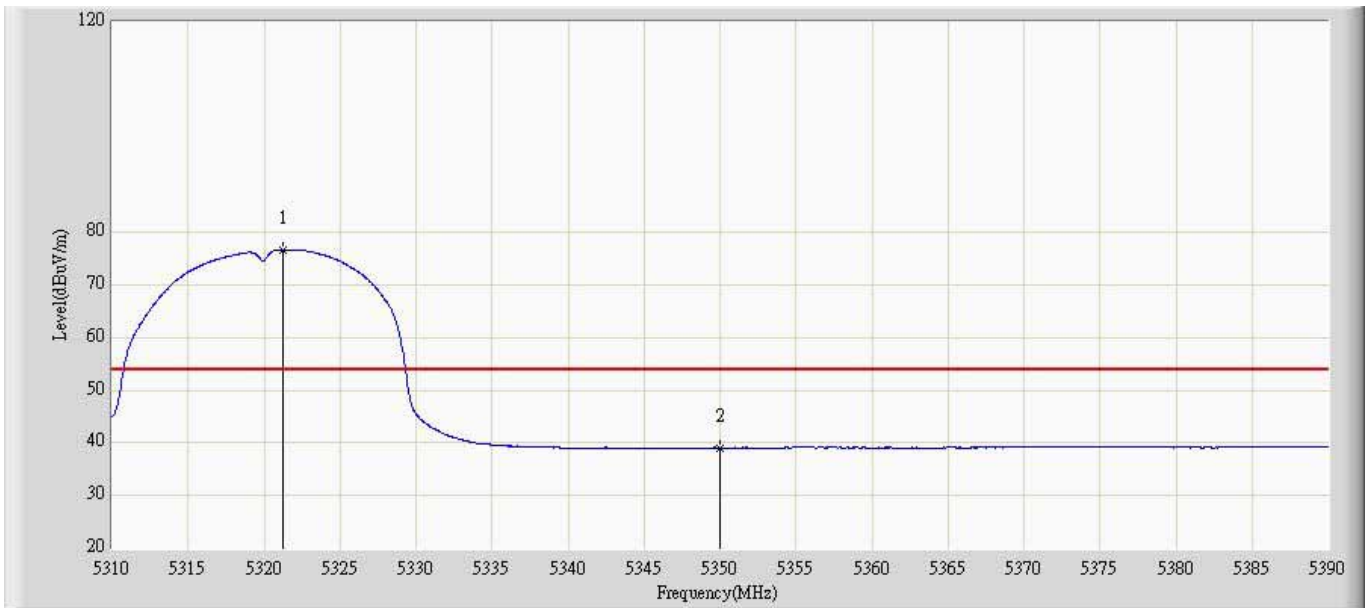
No	Flag	Mark	Frequency (MHz)	Measure Level (dBuV/m)	Reading Level (dBuV)	Over Limit (dB)	Limit (dBuV/m)	Factor	Type
1		*	5321.400	92.091	51.944	N/A	N/A	40.147	AV
2			5350.000	39.993	-0.186	-14.007	54.000	40.179	AV

Engineer: Toms	
Site: AC5	Time: 2013/04/08 - 01:03
Limit: FCC_Part15.209_RE(3m)	Margin: 0
Probe: Horn_3117_988(1-18GHz)	Polarity: Horizontal
EUT: WIRELESS-ABGN 3X3 NETWORK MINI PCIE ADAPTER	Power: AC 120V/60Hz
Note: Mode4: Transmit at channel 5320MHz by 802.11N20 Chain 0+1	



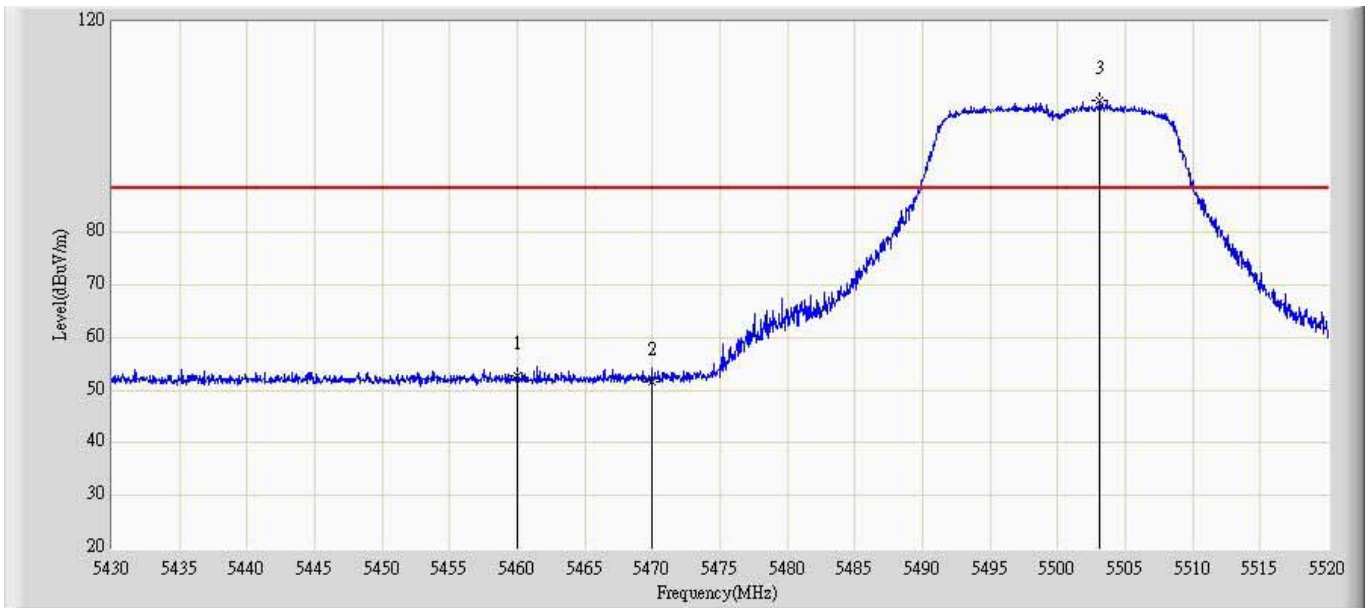
No	Flag	Mark	Frequency (MHz)	Measure Level (dBuV/m)	Reading Level (dBuV)	Over Limit (dB)	Limit (dBuV/m)	Factor	Type
1		*	5325.440	87.706	47.386	N/A	N/A	40.320	PK
2			5350.000	51.319	10.980	-22.681	74.000	40.339	PK

Engineer: Toms	
Site: AC5	Time: 2013/04/08 - 01:04
Limit: FCC_Part15.209_RE(3m)	Margin: 0
Probe: Horn_3117_988(1-18GHz)	Polarity: Horizontal
EUT: WIRELESS-ABGN 3X3 NETWORK MINI PCIE ADAPTER	Power: AC 120V/60Hz
Note: Mode4: Transmit at channel 5320MHz by 802.11N20 Chain 0+1	



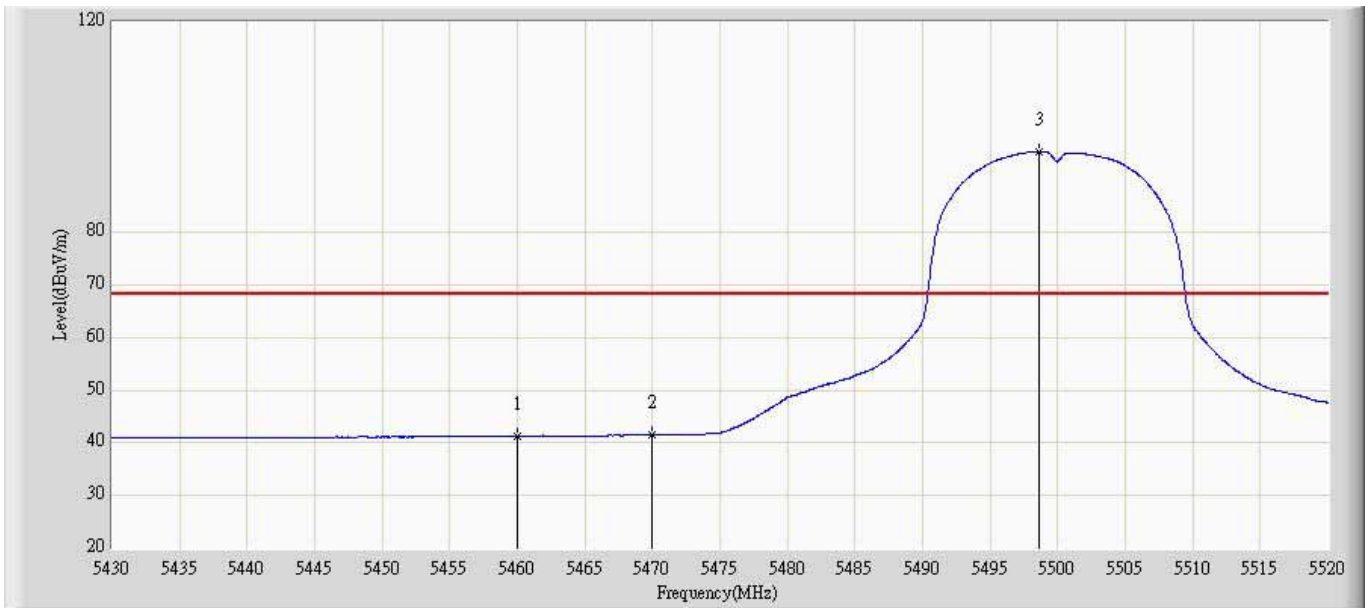
No	Flag	Mark	Frequency (MHz)	Measure Level (dBuV/m)	Reading Level (dBuV)	Over Limit (dB)	Limit (dBuV/m)	Factor	Type
1		*	5321.280	76.723	36.405	N/A	N/A	40.318	AV
2			5350.000	39.068	-1.271	-14.932	54.000	40.339	AV

Engineer: Toms	
Site: AC5	Time: 2013/04/08 - 01:06
Limit: FCC_Part15.209_RE(3m)	Margin: 0
Probe: Horn_3117_988(1-18GHz)	Polarity: Vertical
EUT: WIRELESS-ABGN 3X3 NETWORK MINI PCIE ADAPTER	Power: AC 120V/60Hz
Note: Mode 2: Transmit at channel 5500MHz by 802.11n20 Chain 0+1	



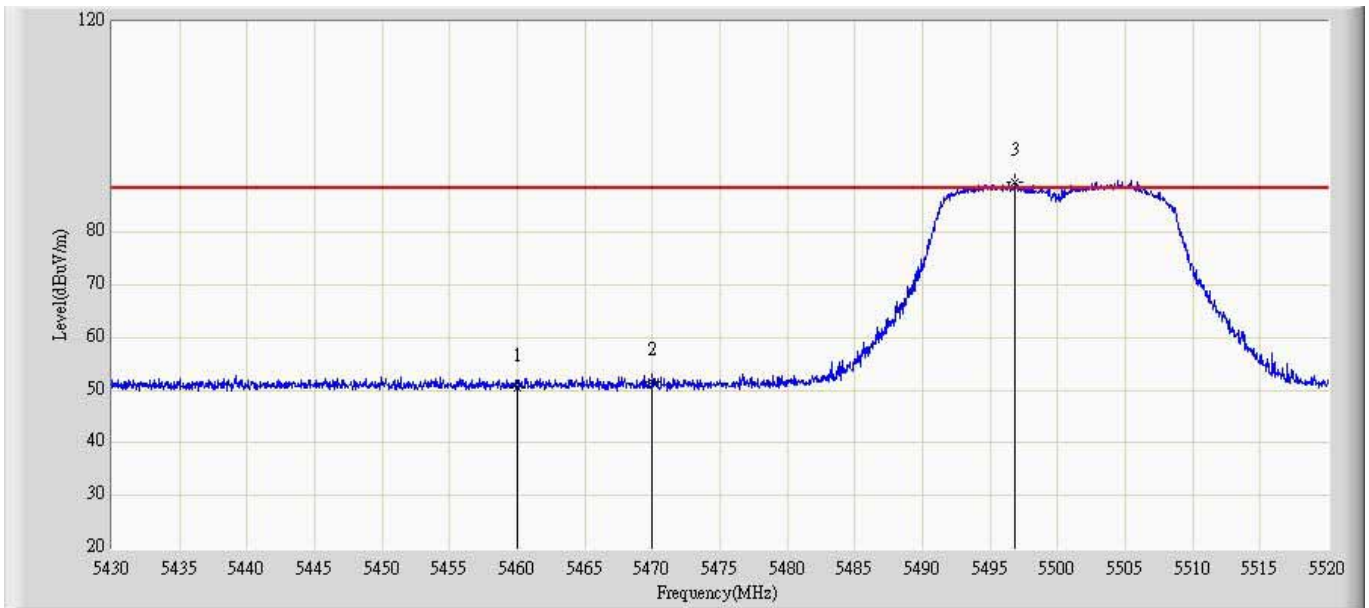
No	Flag	Mark	Frequency (MHz)	Measure Level (dBuV/m)	Reading Level (dBuV)	Over Limit (dB)	Limit (dBuV/m)	Factor	Type
1			5460.000	52.777	12.396	-21.223	74.000	40.382	PK
2			5470.000	51.629	11.233	-36.671	88.300	40.395	PK
3		*	5503.125	105.069	64.626	N/A	N/A	40.443	PK

Engineer: Toms	
Site: AC5	Time: 2013/04/08 - 01:08
Limit: FCC_Part15.209_RE(3m)	Margin: 0
Probe: Horn_3117_988(1-18GHz)	Polarity: Vertical
EUT: WIRELESS-ABGN 3X3 NETWORK MINI PCIE ADAPTER	Power: AC 120V/60Hz
Note: Mode 2: Transmit at channel 5500MHz by 802.11n20 Chain 0+1	



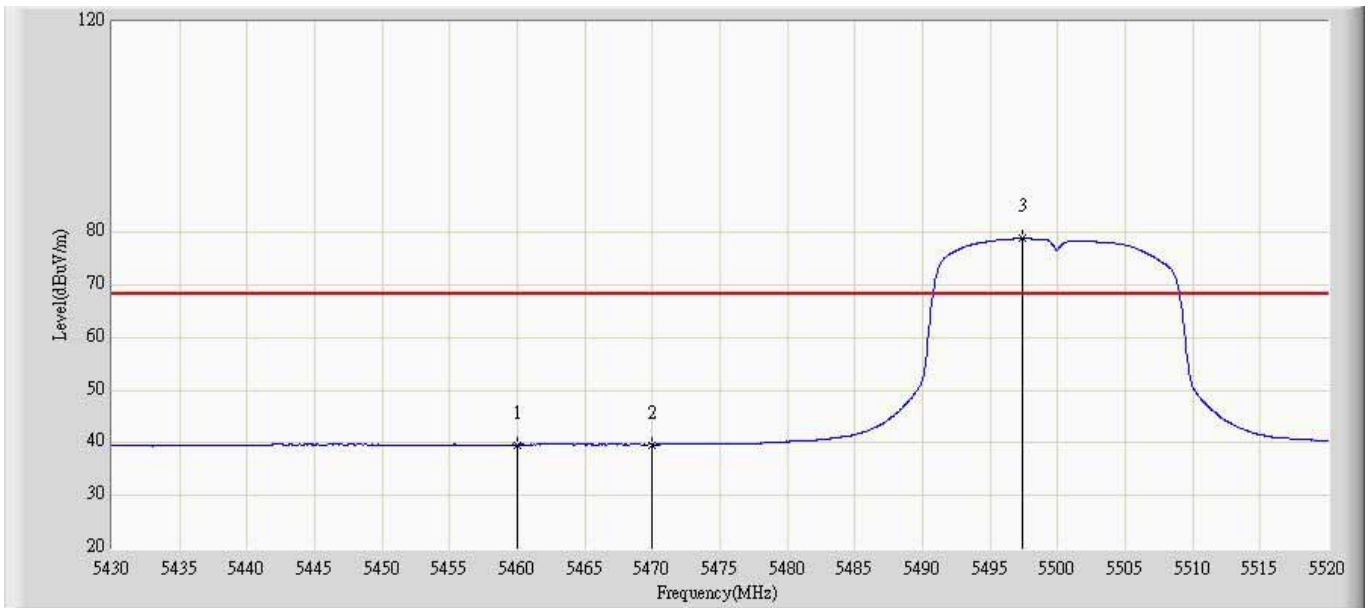
No	Flag	Mark	Frequency (MHz)	Measure Level (dBuV/m)	Reading Level (dBuV)	Over Limit (dB)	Limit (dBuV/m)	Factor	Type
1			5460.000	41.312	0.931	-12.688	54.000	40.382	AV
2			5470.000	41.466	1.070	-26.834	68.300	40.395	AV
3		*	5498.670	95.358	54.922	N/A	N/A	40.436	AV

Engineer: Toms	
Site: AC5	Time: 2013/04/08 - 01:09
Limit: FCC_Part15.209_RE(3m)	Margin: 0
Probe: Horn_3117_988(1-18GHz)	Polarity: Horizontal
EUT: WIRELESS-ABGN 3X3 NETWORK MINI PCIE ADAPTER	Power: AC 120V/60Hz
Note: Mode 2: Transmit at channel 5500MHz by 802.11n20 Chain 0+1	



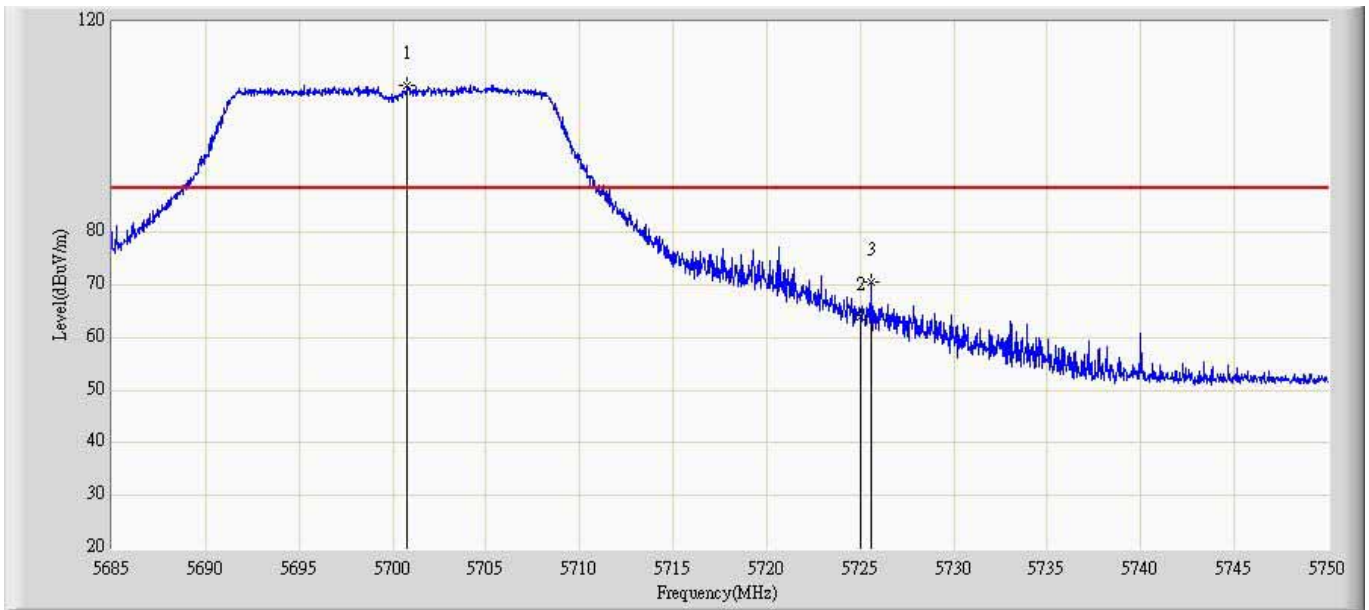
No	Flag	Mark	Frequency (MHz)	Measure Level (dBuV/m)	Reading Level (dBuV)	Over Limit (dB)	Limit (dBuV/m)	Factor	Type
1			5460.000	50.501	10.003	-23.499	74.000	40.498	PK
2			5470.000	51.612	11.105	-36.688	88.300	40.507	PK
3		*	5496.870	89.474	48.939	N/A	N/A	40.535	PK

Engineer: Toms	
Site: AC5	Time: 2013/04/08 - 01:10
Limit: FCC_Part15.209_RE(3m)	Margin: 0
Probe: Horn_3117_988(1-18GHz)	Polarity: Horizontal
EUT: WIRELESS-ABGN 3X3 NETWORK MINI PCIE ADAPTER	Power: AC 120V/60Hz
Note: Mode 2: Transmit at channel 5500MHz by 802.11n20 Chain 0+1	



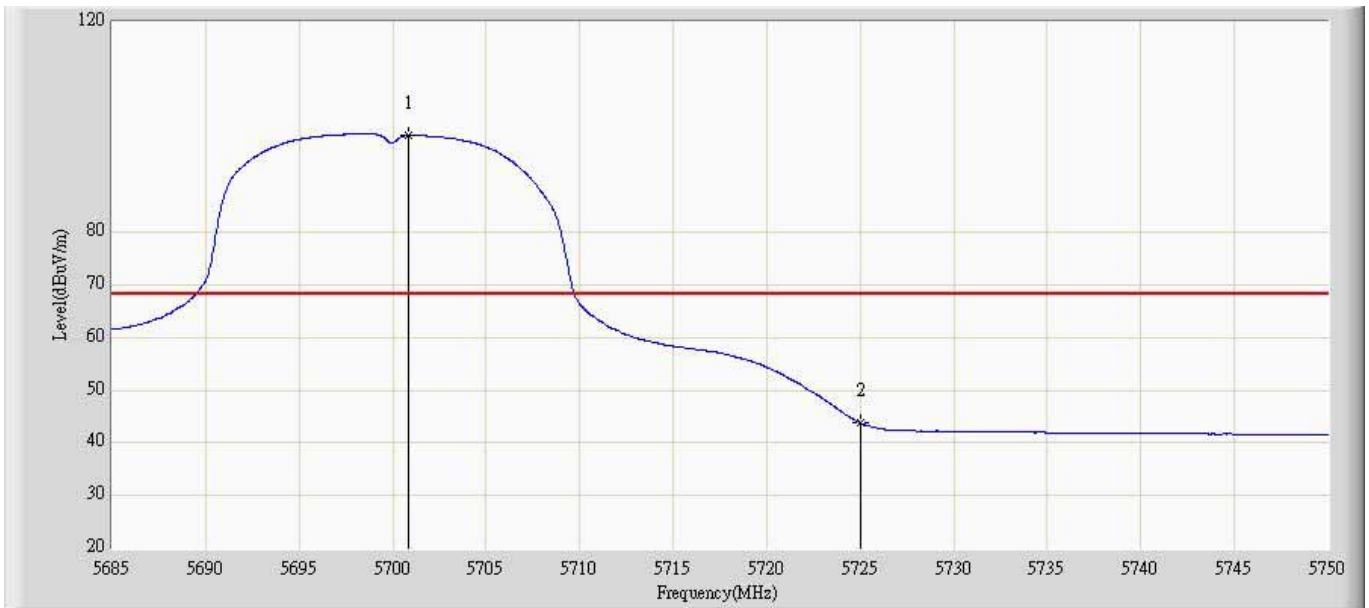
No	Flag	Mark	Frequency (MHz)	Measure Level (dBuV/m)	Reading Level (dBuV)	Over Limit (dB)	Limit (dBuV/m)	Factor	Type
1			5460.000	39.592	-0.906	-14.408	54.000	40.498	AV
2			5470.000	39.679	-0.828	-28.621	68.300	40.507	AV
3		*	5497.410	78.810	38.274	N/A	N/A	40.536	AV

Engineer: Toms	
Site: AC5	Time: 2013/04/08 - 01:55
Limit: FCC_Part15.407_RE(3m)	Margin: 0
Probe: Horn_3117_988(1-18GHz)	Polarity: Vertical
EUT: WIRELESS-ABGN 3X3 NETWORK MINI PCIE ADAPTER	Power: AC 120V/60Hz
Note: Mode 2: Transmit at channel 5700MHz by 802.11n20 Chain 0+1	



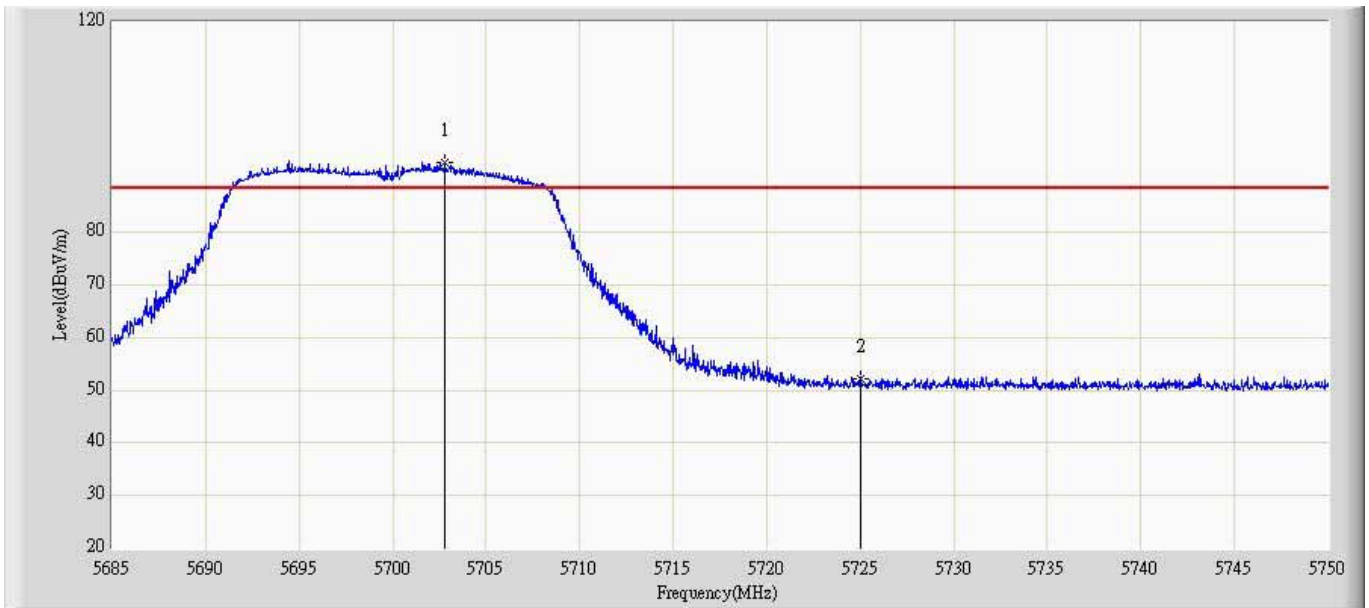
No	Flag	Mark	Frequency (MHz)	Measure Level (dBuV/m)	Reading Level (dBuV)	Over Limit (dB)	Limit (dBuV/m)	Factor	Type
1		*	5700.795	107.885	67.089	N/A	N/A	40.796	PK
2			5725.000	63.951	23.131	-24.349	88.300	40.820	PK
3			5725.560	70.640	29.820	-17.660	88.300	40.820	PK

Engineer: Toms	
Site: AC5	Time: 2013/04/08 - 01:57
Limit: FCC_Part15.407_RE(3m)	Margin: 0
Probe: Horn_3117_988(1-18GHz)	Polarity: Vertical
EUT: WIRELESS-ABGN 3X3 NETWORK MINI PCIE ADAPTER	Power: AC 120V/60Hz
Note: Mode 2: Transmit at channel 5700MHz by 802.11n20 Chain 0+1	



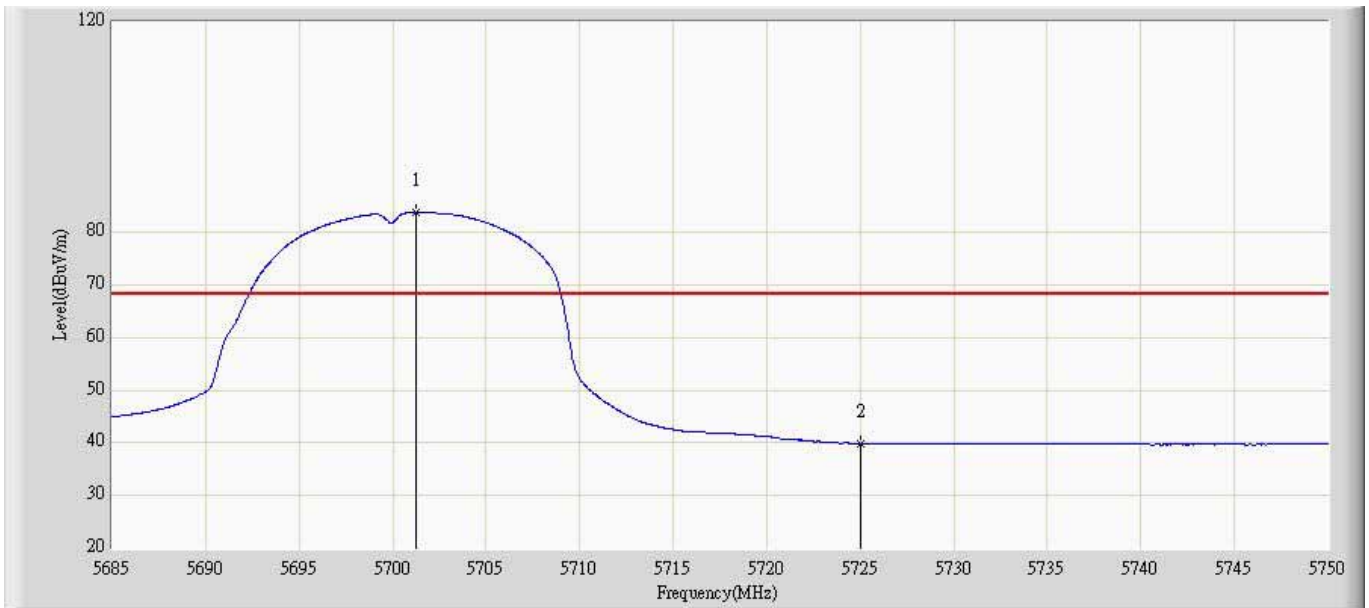
No	Flag	Mark	Frequency (MHz)	Measure Level (dBuV/m)	Reading Level (dBuV)	Over Limit (dB)	Limit (dBuV/m)	Factor	Type
1		*	5700.828	98.453	57.657	N/A	N/A	40.796	AV
2			5725.000	43.838	3.018	-24.462	68.300	40.820	AV

Engineer: Toms	
Site: AC5	Time: 2013/04/08 - 01:58
Limit: FCC_Part15.407_RE(3m)	Margin: 0
Probe: Horn_3117_988(1-18GHz)	Polarity: Horizontal
EUT: WIRELESS-ABGN 3X3 NETWORK MINI PCIE ADAPTER	Power: AC 120V/60Hz
Note: Mode 2: Transmit at channel 5700MHz by 802.11n20 Chain 0+1	



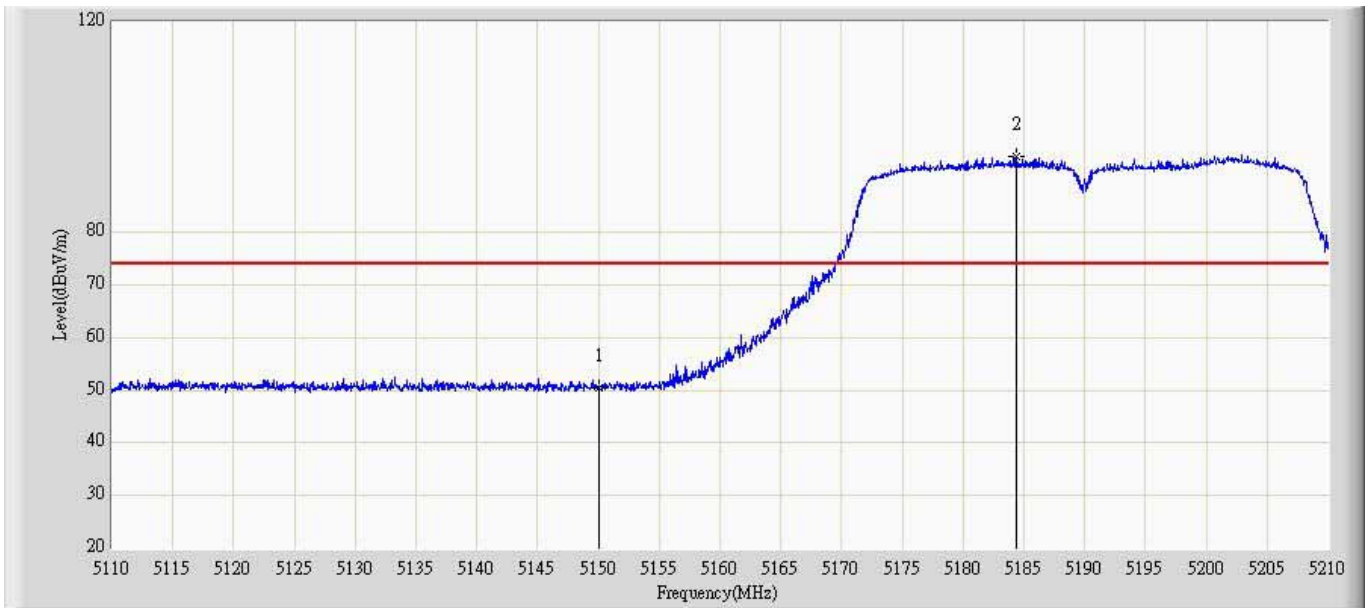
No	Flag	Mark	Frequency (MHz)	Measure Level (dBuV/m)	Reading Level (dBuV)	Over Limit (dB)	Limit (dBuV/m)	Factor	Type
1		*	5702.810	93.336	52.520	N/A	N/A	40.816	PK
2			5725.000	52.128	11.298	-36.172	88.300	40.830	PK

Engineer: Toms	
Site: AC5	Time: 2013/04/08 - 01:59
Limit: FCC_Part15.407_RE(3m)	Margin: 0
Probe: Horn_3117_988(1-18GHz)	Polarity: Horizontal
EUT: WIRELESS-ABGN 3X3 NETWORK MINI PCIE ADAPTER	Power: AC 120V/60Hz
Note: Mode 2: Transmit at channel 5700MHz by 802.11n20 Chain 0+1	



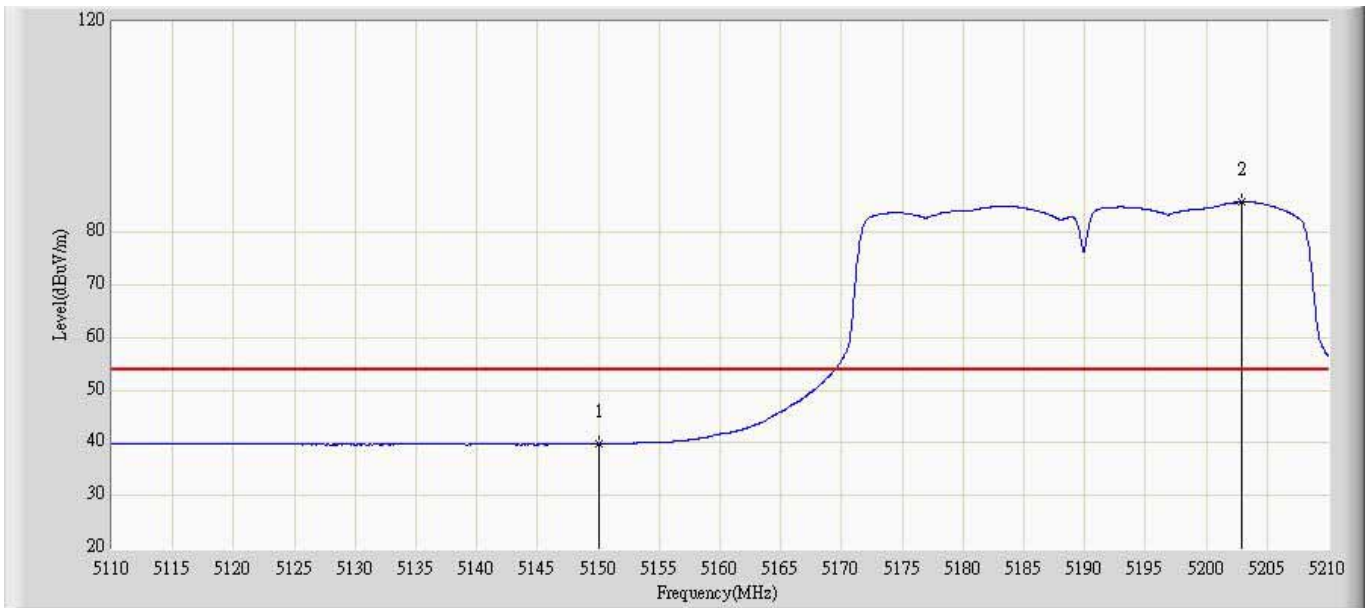
No	Flag	Mark	Frequency (MHz)	Measure Level (dBuV/m)	Reading Level (dBuV)	Over Limit (dB)	Limit (dBuV/m)	Factor	Type
1		*	5701.250	83.822	43.006	N/A	N/A	40.816	AV
2			5725.000	39.932	-0.898	-28.368	68.300	40.830	AV

Engineer: Toms	
Site: AC5	Time: 2013/04/08 - 02:00
Limit: FCC_Part15.209_RE(3m)	Margin: 0
Probe: Horn_3117_988(1-18GHz)	Polarity: Vertical
EUT: WIRELESS-ABGN 3X3 NETWORK MINI PCIE ADAPTER	Power: AC 120V/60Hz
Note: Mode 3: Transmit at channel 5190MHz by 802.11n40 Chain 0+1	



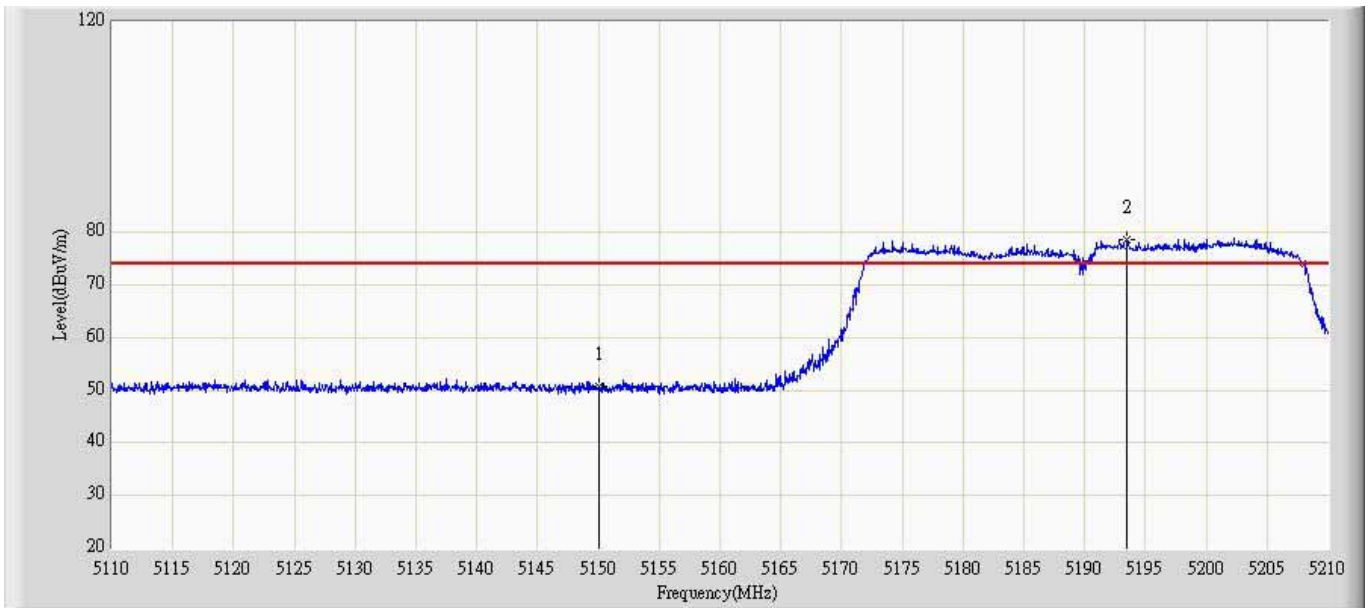
No	Flag	Mark	Frequency (MHz)	Measure Level (dBuV/m)	Reading Level (dBuV)	Over Limit (dB)	Limit (dBuV/m)	Factor	Type
1			5150.000	50.495	10.514	-23.505	74.000	39.981	PK
2		*	5184.400	94.530	54.527	N/A	N/A	40.003	PK

Engineer: Toms	
Site: AC5	Time: 2013/04/08 - 02:02
Limit: FCC_Part15.209_RE(3m)	Margin: 0
Probe: Horn_3117_988(1-18GHz)	Polarity: Vertical
EUT: WIRELESS-ABGN 3X3 NETWORK MINI PCIE ADAPTER	Power: AC 120V/60Hz
Note: Mode 3: Transmit at channel 5190MHz by 802.11n40 Chain 0+1	



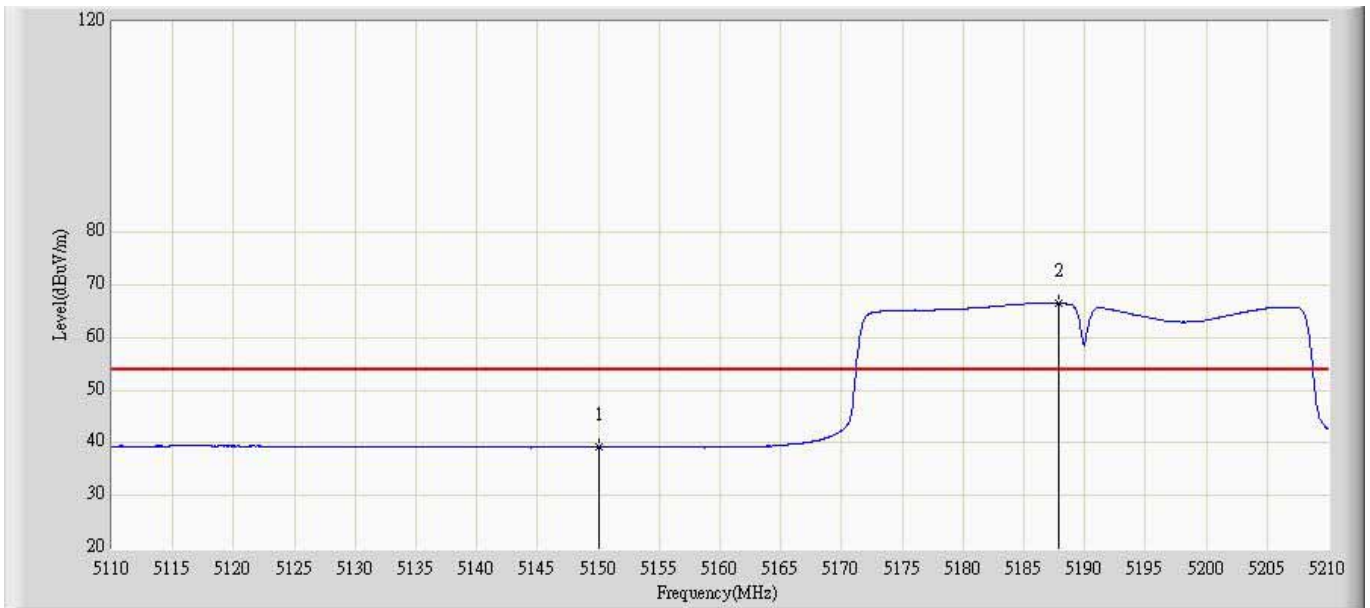
No	Flag	Mark	Frequency (MHz)	Measure Level (dBuV/m)	Reading Level (dBuV)	Over Limit (dB)	Limit (dBuV/m)	Factor	Type
1			5150.000	39.793	-0.188	-14.207	54.000	39.981	AV
2		*	5202.950	85.754	45.732	N/A	N/A	40.022	AV

Engineer: Toms	
Site: AC5	Time: 2013/04/08 - 02:03
Limit: FCC_Part15.209_RE(3m)	Margin: 0
Probe: Horn_3117_988(1-18GHz)	Polarity: Horizontal
EUT: WIRELESS-ABGN 3X3 NETWORK MINI PCIE ADAPTER	Power: AC 120V/60Hz
Note: Mode 3: Transmit at channel 5190MHz by 802.11n40 Chain 0+1	



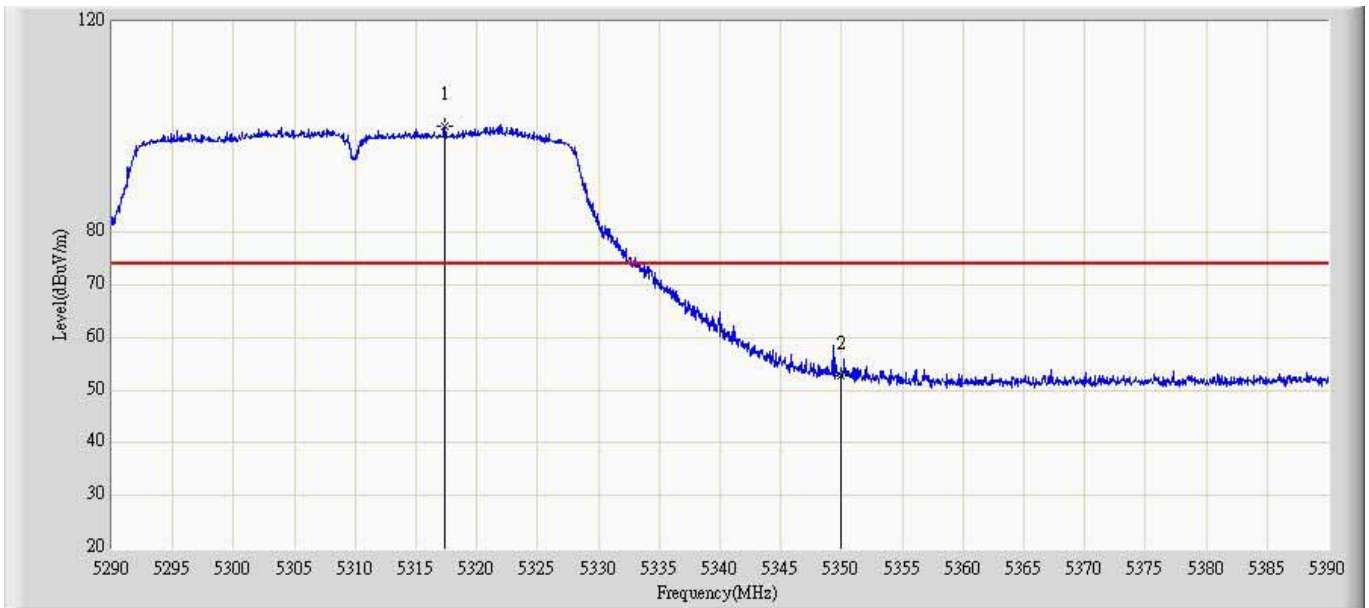
No	Flag	Mark	Frequency (MHz)	Measure Level (dBuV/m)	Reading Level (dBuV)	Over Limit (dB)	Limit (dBuV/m)	Factor	Type
1			5150.000	50.691	10.670	-23.309	74.000	40.021	PK
2		*	5193.500	78.593	38.470	N/A	N/A	40.123	PK

Engineer: Toms	
Site: AC5	Time: 2013/04/08 - 02:04
Limit: FCC_Part15.209_RE(3m)	Margin: 0
Probe: Horn_3117_988(1-18GHz)	Polarity: Horizontal
EUT: WIRELESS-ABGN 3X3 NETWORK MINI PCIE ADAPTER	Power: AC 120V/60Hz
Note: Mode 3: Transmit at channel 5190MHz by 802.11n40 Chain 0+1	



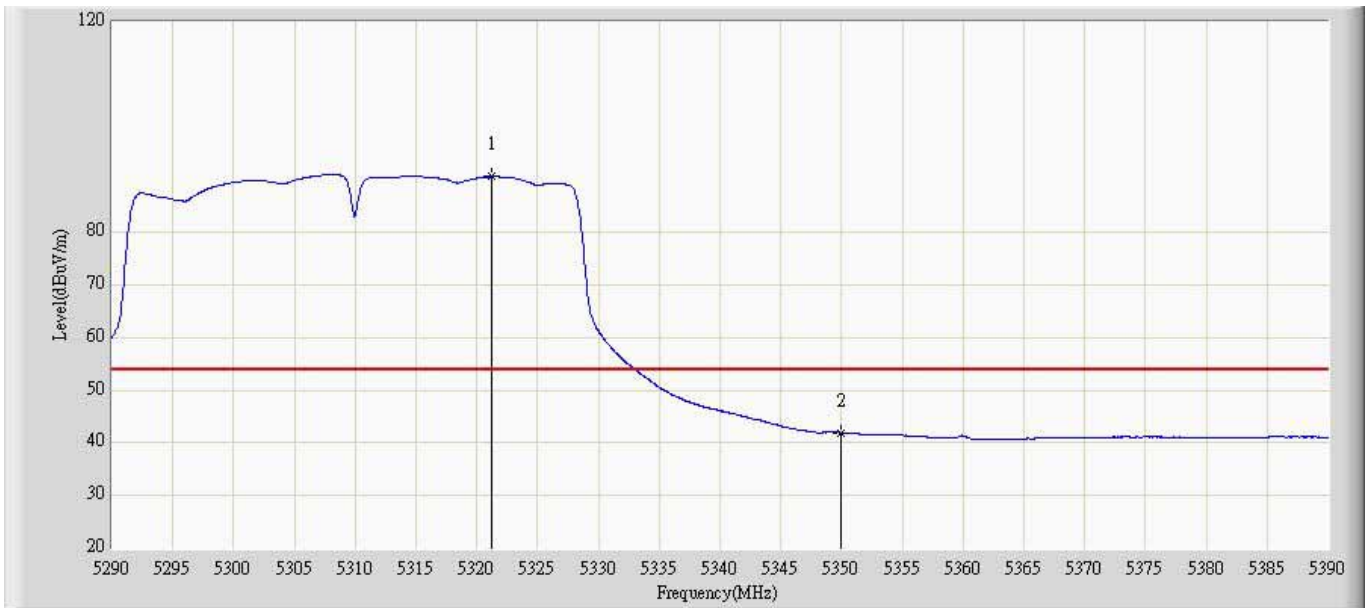
No	Flag	Mark	Frequency (MHz)	Measure Level (dBuV/m)	Reading Level (dBuV)	Over Limit (dB)	Limit (dBuV/m)	Factor	Type
1			5150.000	39.146	-0.875	-14.854	54.000	40.021	AV
2		*	5187.850	66.455	26.348	N/A	N/A	40.107	AV

Engineer: Toms	
Site: AC5	Time: 2013/04/08 - 02:05
Limit: FCC_Part15.209_RE(3m)	Margin: 0
Probe: Horn_3117_988(1-18GHz)	Polarity: Vertical
EUT: WIRELESS-ABGN 3X3 NETWORK MINI PCIE ADAPTER	Power: AC 120V/60Hz
Note: Mode 3: Transmit at channel 5310MHz by 802.11n40 Chain 0+1	



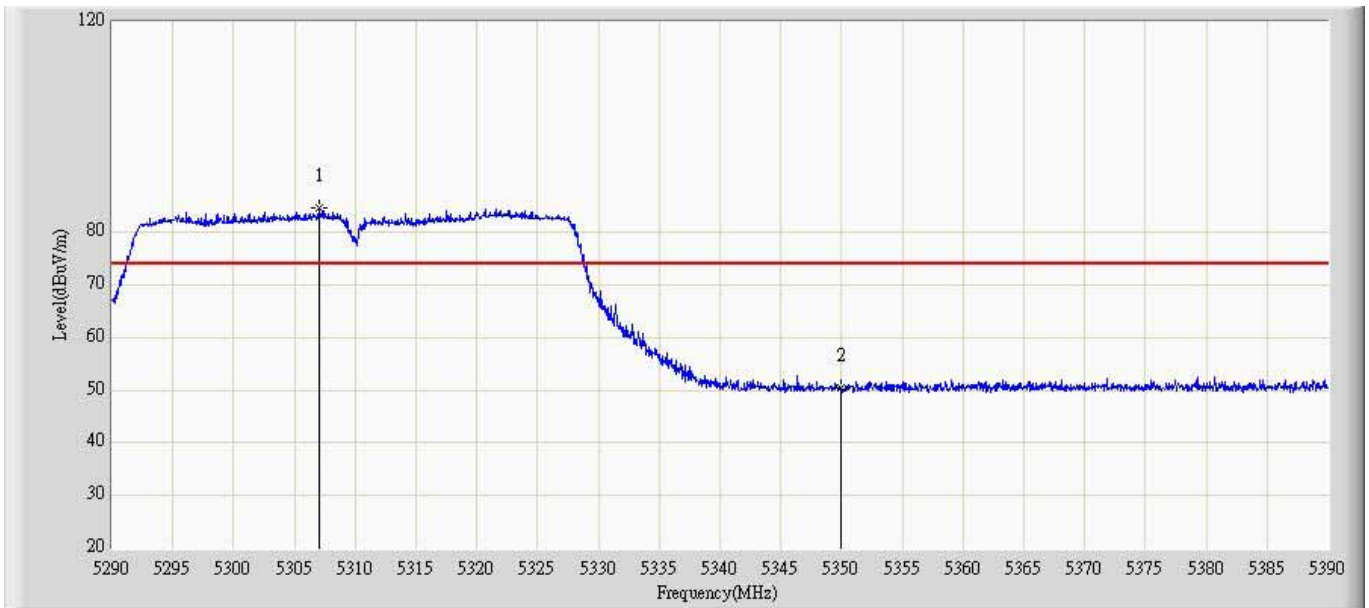
No	Flag	Mark	Frequency (MHz)	Measure Level (dBuV/m)	Reading Level (dBuV)	Over Limit (dB)	Limit (dBuV/m)	Factor	Type
1		*	5317.400	100.099	59.956	N/A	N/A	40.144	PK
2			5350.000	52.852	12.673	-21.148	74.000	40.179	PK

Engineer: Toms	
Site: AC5	Time: 2013/04/08 - 02:08
Limit: FCC_Part15.209_RE(3m)	Margin: 0
Probe: Horn_3117_988(1-18GHz)	Polarity: Vertical
EUT: WIRELESS-ABGN 3X3 NETWORK MINI PCIE ADAPTER	Power: AC 120V/60Hz
Note: Mode 3: Transmit at channel 5310MHz by 802.11n40 Chain 0+1	



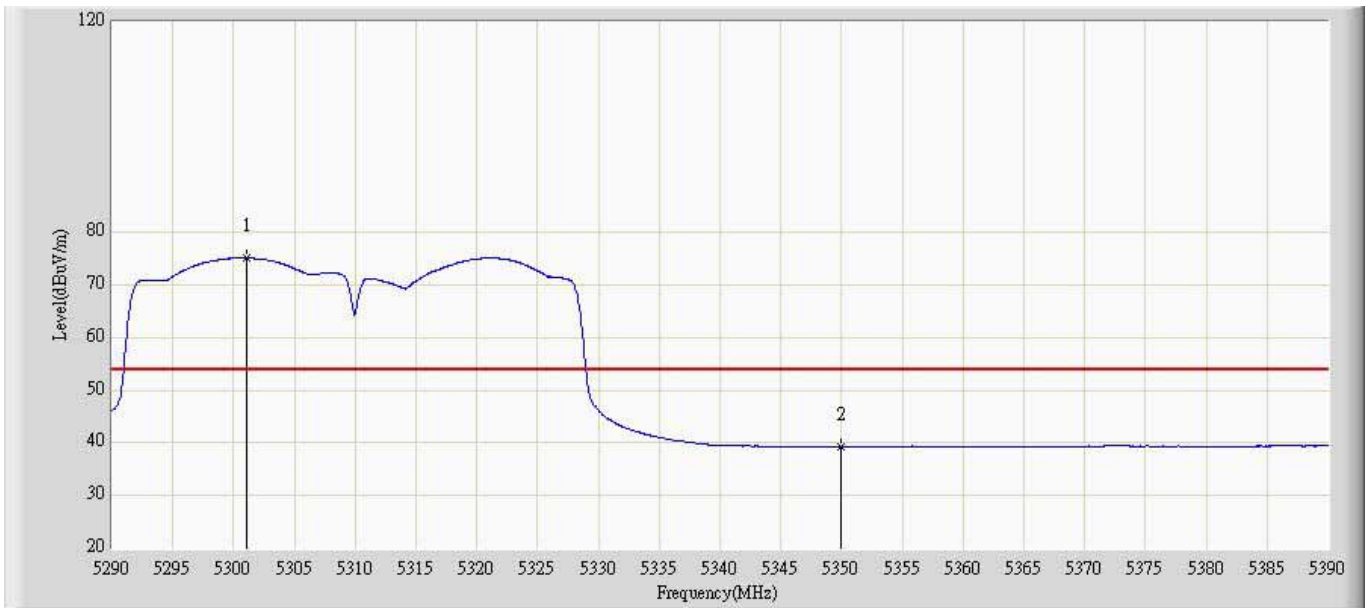
No	Flag	Mark	Frequency (MHz)	Measure Level (dBuV/m)	Reading Level (dBuV)	Over Limit (dB)	Limit (dBuV/m)	Factor	Type
1		*	5321.200	90.546	50.399	N/A	N/A	40.147	AV
2			5350.000	41.926	1.747	-12.074	54.000	40.179	AV

Engineer: Toms	
Site: AC5	Time: 2013/04/08 - 02:10
Limit: FCC_Part15.209_RE(3m)	Margin: 0
Probe: Horn_3117_988(1-18GHz)	Polarity: Horizontal
EUT: WIRELESS-ABGN 3X3 NETWORK MINI PCIE ADAPTER	Power: AC 120V/60Hz
Note: Mode 3: Transmit at channel 5310MHz by 802.11n40 Chain 0+1	



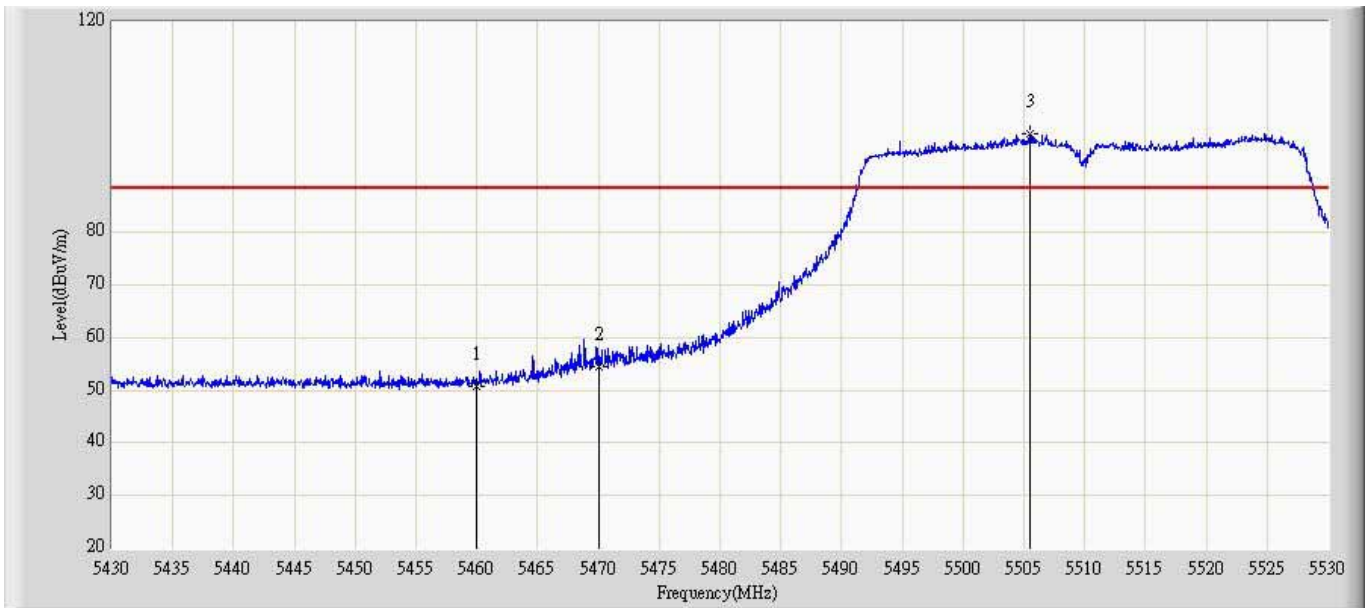
No	Flag	Mark	Frequency (MHz)	Measure Level (dBuV/m)	Reading Level (dBuV)	Over Limit (dB)	Limit (dBuV/m)	Factor	Type
1		*	5307.100	84.553	44.247	N/A	N/A	40.307	PK
2			5350.000	50.573	10.234	-23.427	74.000	40.339	PK

Engineer: Toms	
Site: AC5	Time: 2013/04/08 - 02:11
Limit: FCC_Part15.209_RE(3m)	Margin: 0
Probe: Horn_3117_988(1-18GHz)	Polarity: Horizontal
EUT: WIRELESS-ABGN 3X3 NETWORK MINI PCIE ADAPTER	Power: AC 120V/60Hz
Note: Mode 3: Transmit at channel 5310MHz by 802.11n40 Chain 0+1	



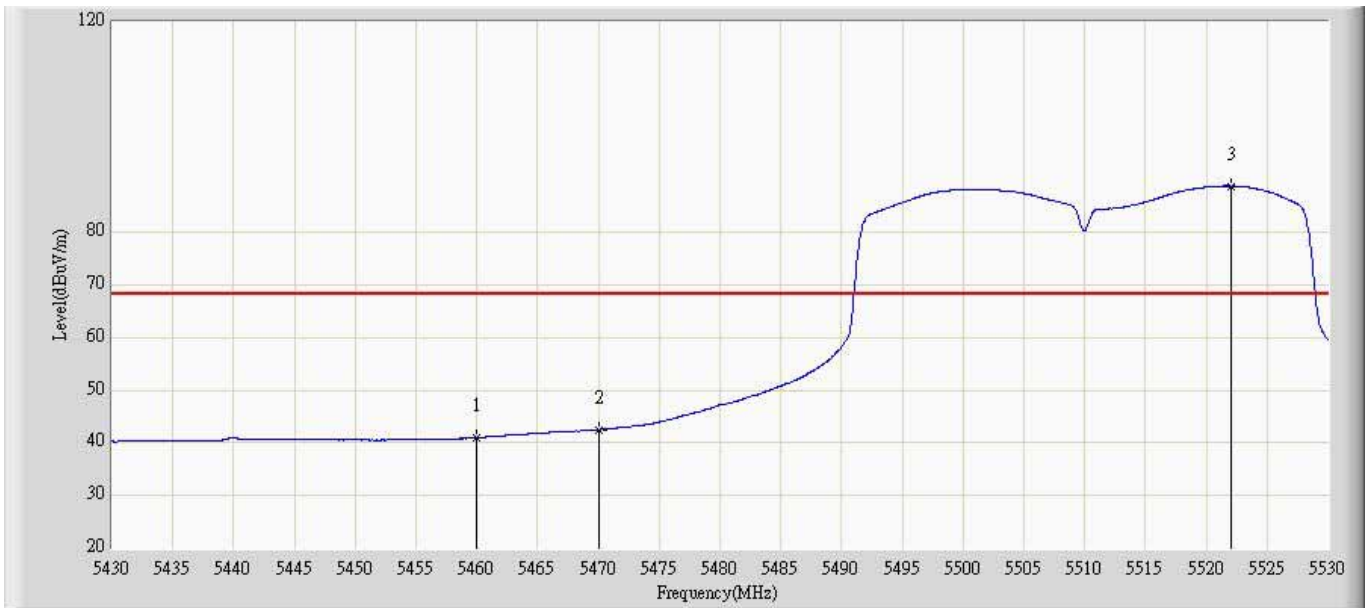
No	Flag	Mark	Frequency (MHz)	Measure Level (dBuV/m)	Reading Level (dBuV)	Over Limit (dB)	Limit (dBuV/m)	Factor	Type
1		*	5301.100	75.124	34.824	N/A	N/A	40.300	AV
2			5350.000	39.307	-1.032	-14.693	54.000	40.339	AV

Engineer: Toms	
Site: AC5	Time: 2013/04/08 - 02:13
Limit: FCC_Part15.209_RE(3m)	Margin: 0
Probe: Horn_3117_988(1-18GHz)	Polarity: Vertical
EUT: WIRELESS-ABGN 3X3 NETWORK MINI PCIE ADAPTER	Power: AC 120V/60Hz
Note: Mode 3: Transmit at channel 5510MHz by 802.11n40 Chain 0+1	



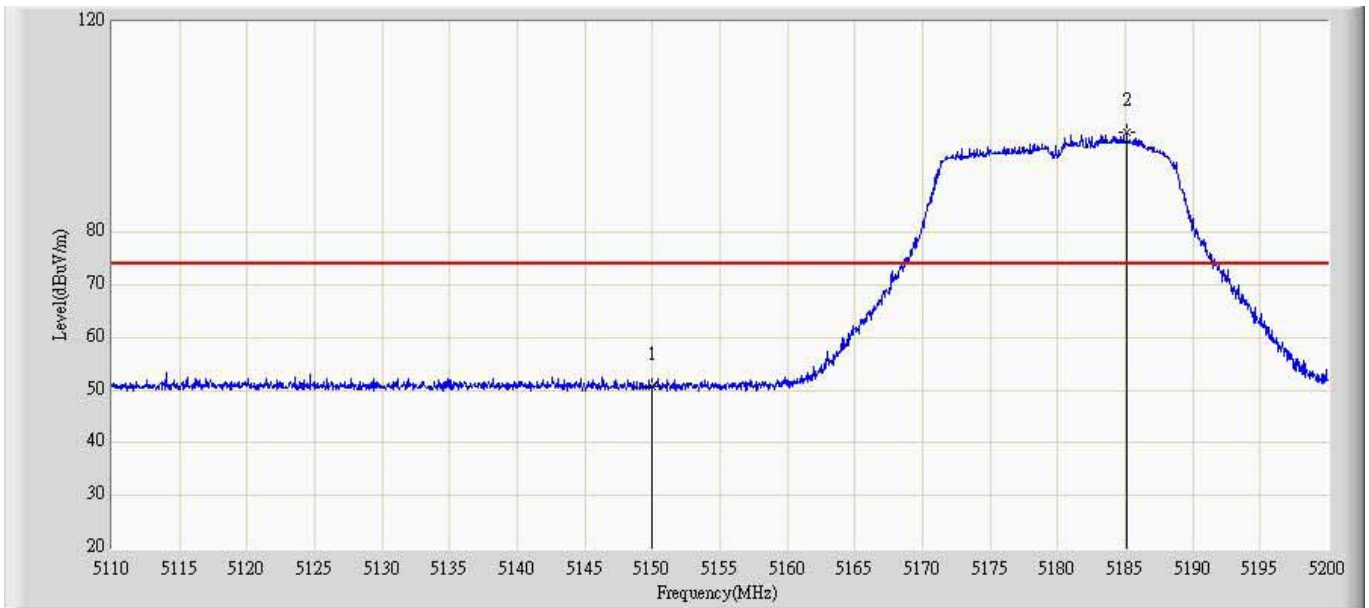
No	Flag	Mark	Frequency (MHz)	Measure Level (dBuV/m)	Reading Level (dBuV)	Over Limit (dB)	Limit (dBuV/m)	Factor	Type
1			5460.000	50.874	10.493	-23.126	74.000	40.382	PK
2			5470.000	54.374	13.978	-33.926	88.300	40.395	PK
3		*	5505.500	98.609	58.162	N/A	N/A	40.447	PK

Engineer: Toms	
Site: AC5	Time: 2013/04/08 - 02:15
Limit: FCC_Part15.209_RE(3m)	Margin: 0
Probe: Horn_3117_988(1-18GHz)	Polarity: Vertical
EUT: WIRELESS-ABGN 3X3 NETWORK MINI PCIE ADAPTER	Power: AC 120V/60Hz
Note: Mode 3: Transmit at channel 5510MHz by 802.11n40 Chain 0+1	



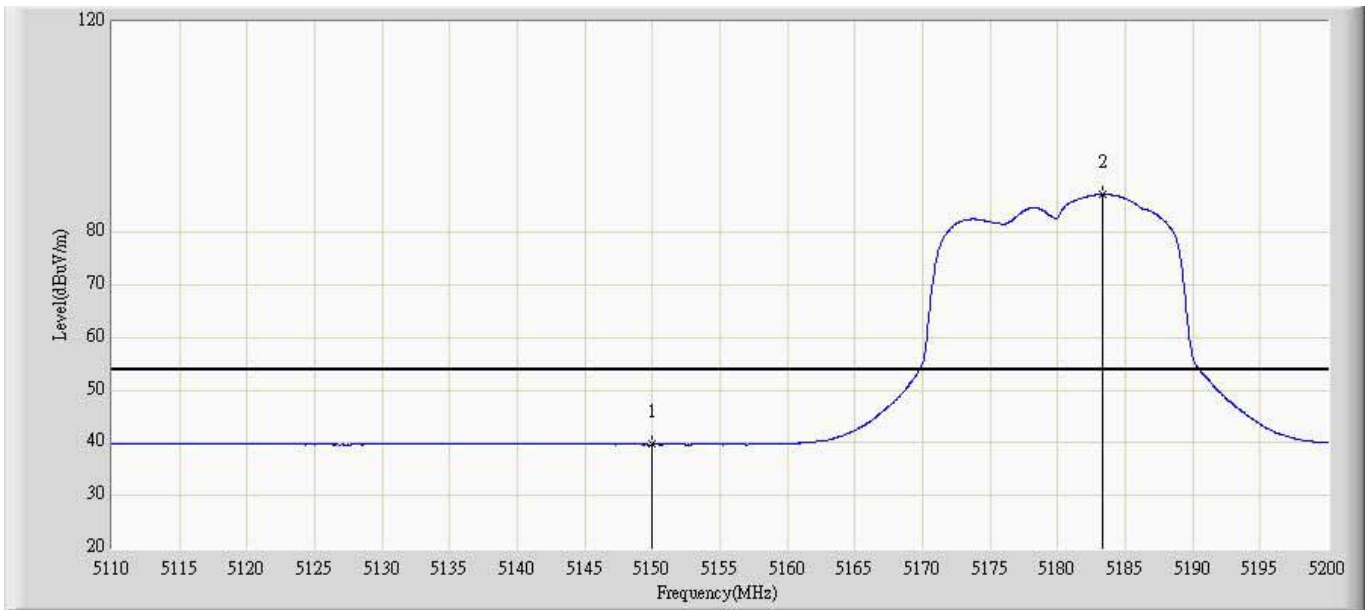
No	Flag	Mark	Frequency (MHz)	Measure Level (dBuV/m)	Reading Level (dBuV)	Over Limit (dB)	Limit (dBuV/m)	Factor	Type
1			5460.000	40.996	0.615	-11.501	54.000	40.382	AV
2			5470.000	42.499	2.103	-25.801	68.300	40.395	AV
3		*	5522.000	88.809	48.333	N/A	N/A	40.476	AV

Engineer: Toms	
Site: AC5	Time: 2013/04/08 - 02:26
Limit: FCC_Part15.209_RE(3m)	Margin: 0
Probe: Horn_3117_988(1-18GHz)	Polarity: Vertical
EUT: WIRELESS-ABGN 3X3 NETWORK MINI PCIE ADAPTER	Power: AC 120V/60Hz
Note: Mode 2: Transmit at channel 5180MHz by 802.11n20 Chain 0+1+2	



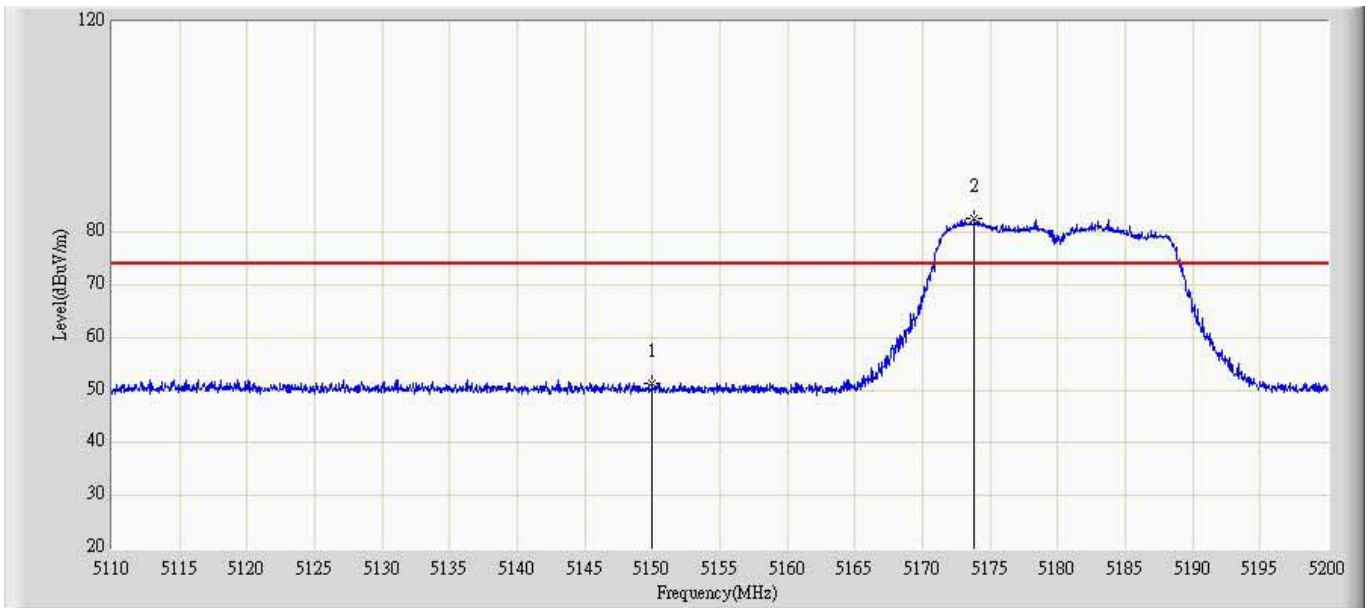
No	Flag	Mark	Frequency (MHz)	Measure Level (dBuV/m)	Reading Level (dBuV)	Over Limit (dB)	Limit (dBuV/m)	Factor	Type
1			5150.000	50.621	10.640	-23.379	74.000	39.981	PK
2		*	5185.105	99.051	59.047	N/A	N/A	40.004	PK

Engineer: Toms	
Site: AC5	Time: 2013/04/08 - 02:28
Limit: FCC_Part15.209_RE(3m)	Margin: 0
Probe: Horn_3117_988(1-18GHz)	Polarity: Vertical
EUT: WIRELESS-ABGN 3X3 NETWORK MINI PCIE ADAPTER	Power: AC 120V/60Hz
Note: Mode 2: Transmit at channel 5180MHz by 802.11n20 Chain 0+1+2	



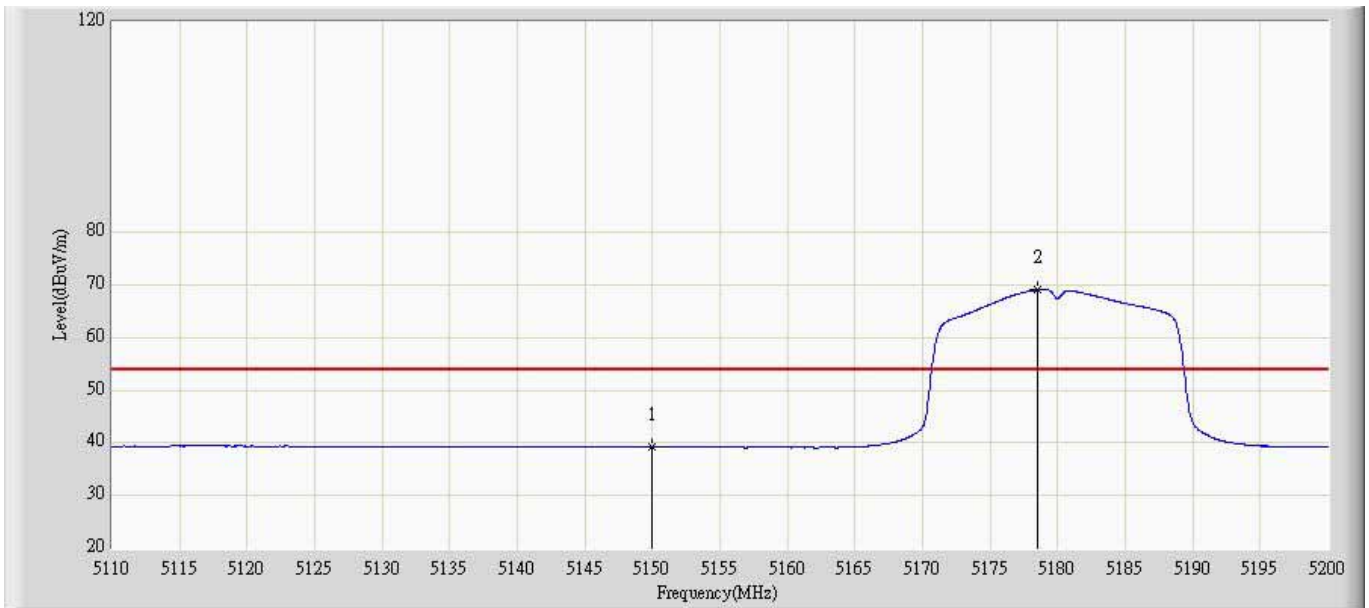
No	Flag	Mark	Frequency (MHz)	Measure Level (dBuV/m)	Reading Level (dBuV)	Over Limit (dB)	Limit (dBuV/m)	Factor	Type
1			5150.000	39.707	-0.274	-14.293	54.000	39.981	AV
2		*	5183.305	87.189	47.187	N/A	N/A	40.002	AV

Engineer: Toms	
Site: AC5	Time: 2013/04/08 - 02:29
Limit: FCC_Part15.209_RE(3m)	Margin: 0
Probe: Horn_3117_988(1-18GHz)	Polarity: Horizontal
EUT: WIRELESS-ABGN 3X3 NETWORK MINI PCIE ADAPTER	Power: AC 120V/60Hz
Note: Mode 2: Transmit at channel 5180MHz by 802.11n20 Chain 0+1+2	



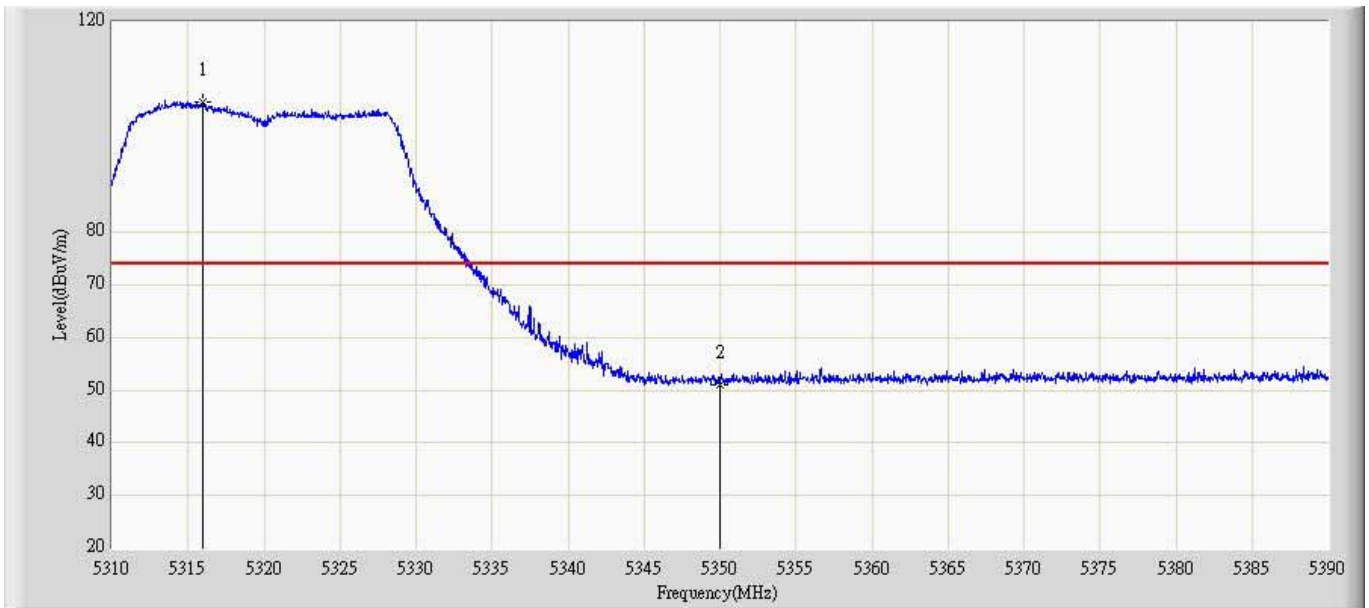
No	Flag	Mark	Frequency (MHz)	Measure Level (dBuV/m)	Reading Level (dBuV)	Over Limit (dB)	Limit (dBuV/m)	Factor	Type
1			5150.000	51.247	11.226	-22.753	74.000	40.021	PK
2		*	5173.810	82.604	42.531	N/A	N/A	40.073	PK

Engineer: Toms	
Site: AC5	Time: 2013/04/08 - 02:30
Limit: FCC_Part15.209_RE(3m)	Margin: 0
Probe: Horn_3117_988(1-18GHz)	Polarity: Horizontal
EUT: WIRELESS-ABGN 3X3 NETWORK MINI PCIE ADAPTER	Power: AC 120V/60Hz
Note: Mode 2: Transmit at channel 5180MHz by 802.11n20 Chain 0+1+2	



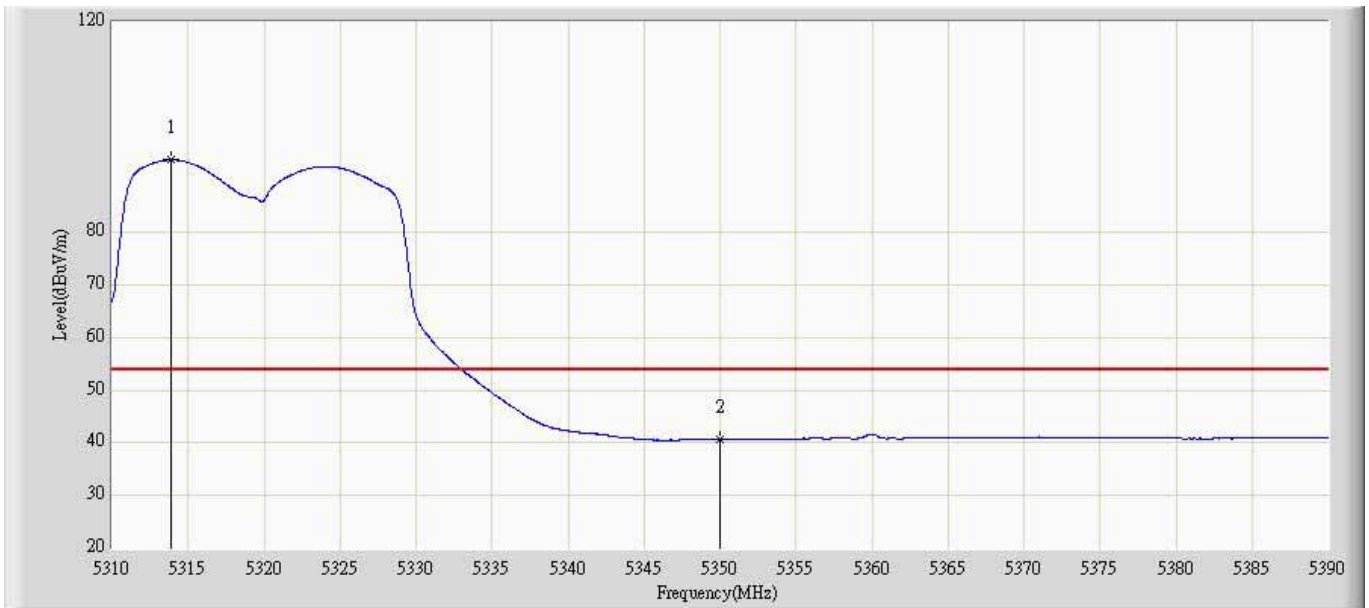
No	Flag	Mark	Frequency (MHz)	Measure Level (dBuV/m)	Reading Level (dBuV)	Over Limit (dB)	Limit (dBuV/m)	Factor	Type
1			5150.000	39.192	-0.829	-14.808	54.000	40.021	AV
2		*	5178.535	69.110	29.027	N/A	N/A	40.083	AV

Engineer: Toms	
Site: AC5	Time: 2013/04/08 - 02:31
Limit: FCC_Part15.209_RE(3m)	Margin: 0
Probe: Horn_3117_988(1-18GHz)	Polarity: Vertical
EUT: WIRELESS-ABGN 3X3 NETWORK MINI PCIE ADAPTER	Power: AC 120V/60Hz
Note: Mode 2: Transmit at channel 5320MHz by 802.11n20 Chain 0+1+2	



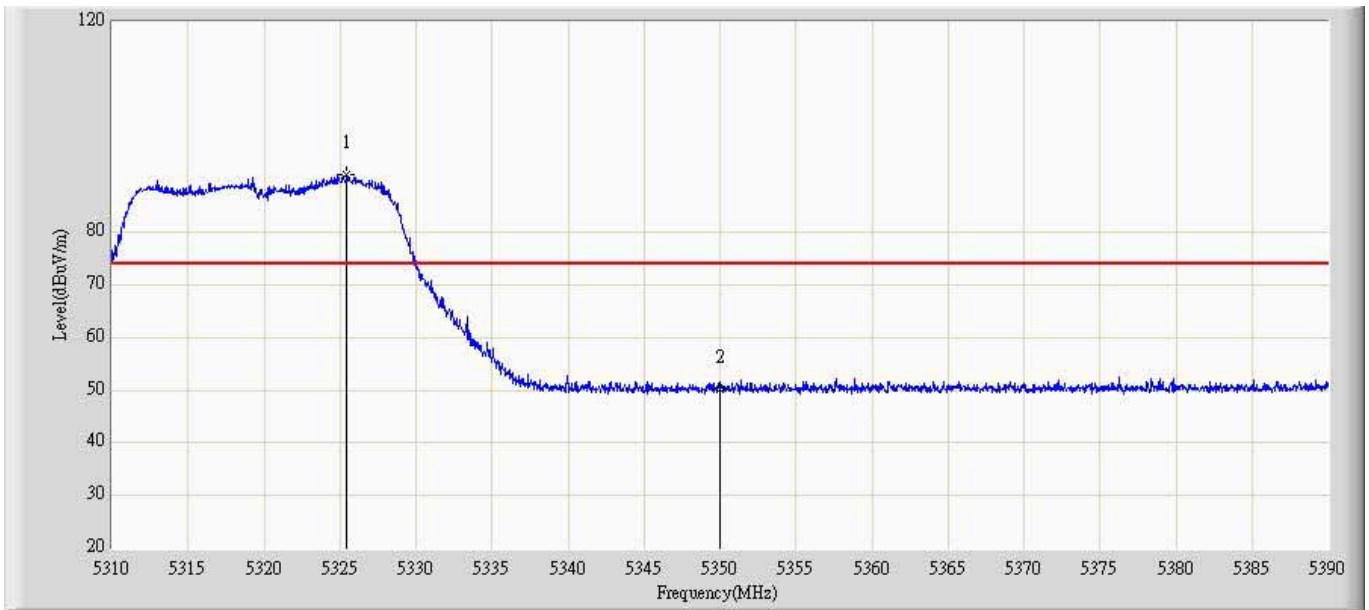
No	Flag	Mark	Frequency (MHz)	Measure Level (dBuV/m)	Reading Level (dBuV)	Over Limit (dB)	Limit (dBuV/m)	Factor	Type
1		*	5316.000	104.659	64.518	N/A	N/A	40.141	PK
2			5350.000	51.165	10.986	-22.835	74.000	40.179	PK

Engineer: Toms	
Site: AC5	Time: 2013/04/08 - 02:33
Limit: FCC_Part15.209_RE(3m)	Margin: 0
Probe: Horn_3117_988(1-18GHz)	Polarity: Vertical
EUT: WIRELESS-ABGN 3X3 NETWORK MINI PCIE ADAPTER	Power: AC 120V/60Hz
Note: Mode 2: Transmit at channel 5320MHz by 802.11n20 Chain 0+1+2	



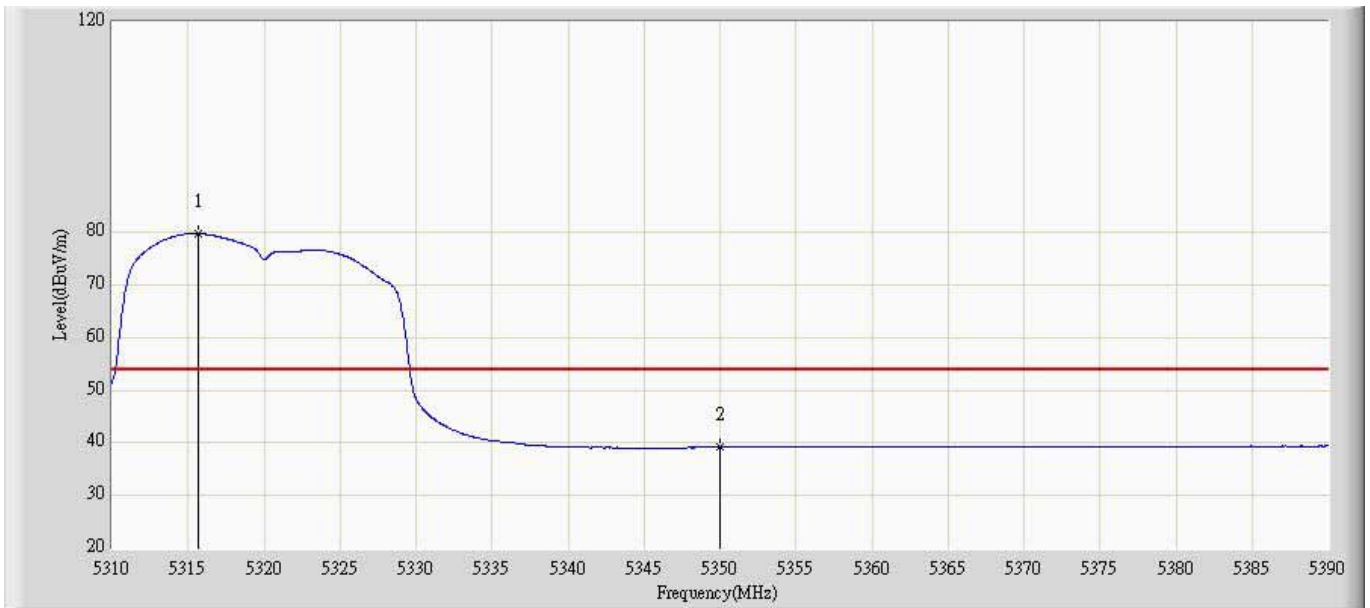
No	Flag	Mark	Frequency (MHz)	Measure Level (dBuV/m)	Reading Level (dBuV)	Over Limit (dB)	Limit (dBuV/m)	Factor	Type
1		*	5313.920	93.738	53.600	N/A	N/A	40.139	AV
2			5350.000	40.663	0.484	-13.337	54.000	40.179	AV

Engineer: Toms	
Site: AC5	Time: 2013/04/08 - 02:34
Limit: FCC_Part15.209_RE(3m)	Margin: 0
Probe: Horn_3117_988(1-18GHz)	Polarity: Horizontal
EUT: WIRELESS-ABGN 3X3 NETWORK MINI PCIE ADAPTER	Power: AC 120V/60Hz
Note: Mode 2: Transmit at channel 5320MHz by 802.11n20 Chain 0+1+2	



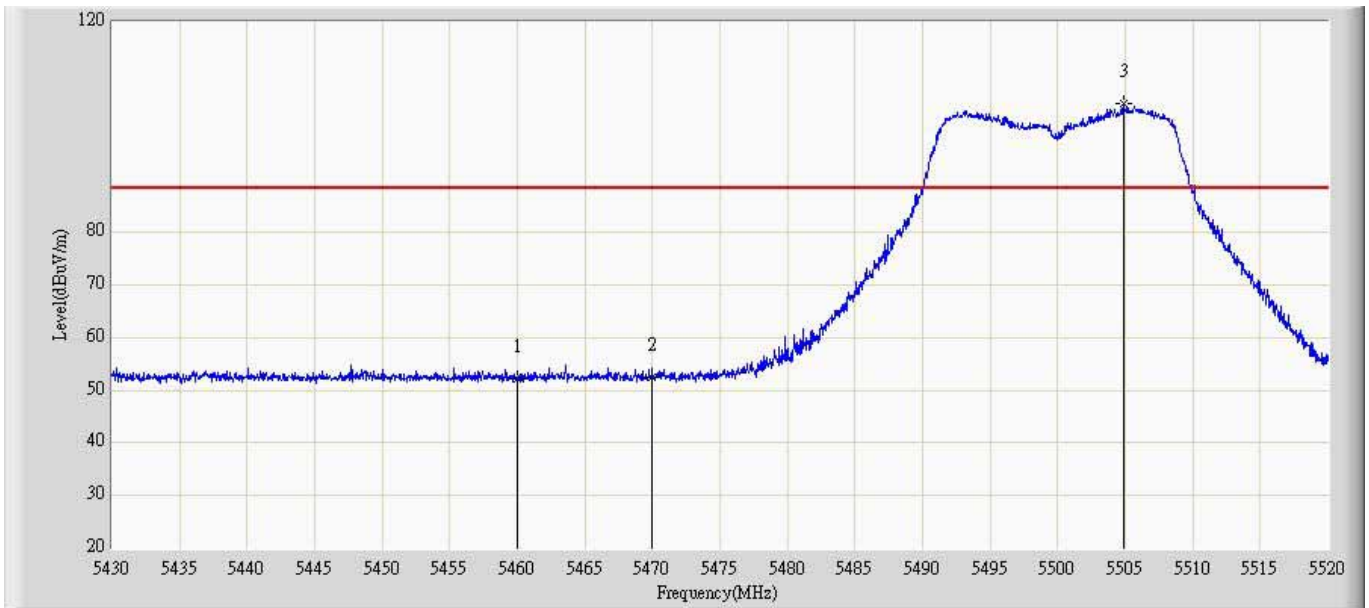
No	Flag	Mark	Frequency (MHz)	Measure Level (dBuV/m)	Reading Level (dBuV)	Over Limit (dB)	Limit (dBuV/m)	Factor	Type
1		*	5325.440	91.039	50.719	N/A	N/A	40.320	PK
2			5350.000	50.159	9.820	-23.841	74.000	40.339	PK

Engineer: Toms	
Site: AC5	Time: 2013/04/08 - 02:35
Limit: FCC_Part15.209_RE(3m)	Margin: 0
Probe: Horn_3117_988(1-18GHz)	Polarity: Horizontal
EUT: WIRELESS-ABGN 3X3 NETWORK MINI PCIE ADAPTER	Power: AC 120V/60Hz
Note: Mode 2: Transmit at channel 5320MHz by 802.11n20 Chain 0+1+2	



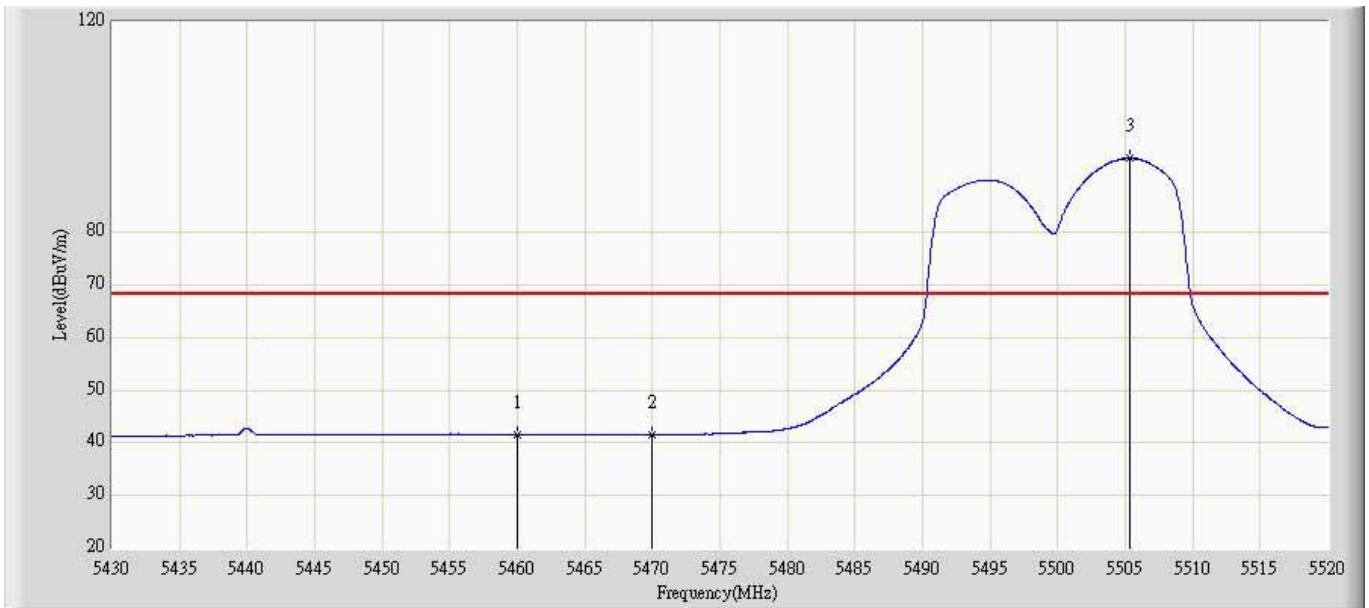
No	Flag	Mark	Frequency (MHz)	Measure Level (dBuV/m)	Reading Level (dBuV)	Over Limit (dB)	Limit (dBuV/m)	Factor	Type
1		*	5315.680	79.804	39.489	N/A	N/A	40.315	AV
2			5350.000	39.151	-1.188	-14.849	54.000	40.339	AV

Engineer: Toms	
Site: AC5	Time: 2013/04/08 - 02:36
Limit: FCC_Part15.209_RE(3m)	Margin: 0
Probe: Horn_3117_988(1-18GHz)	Polarity: Vertical
EUT: WIRELESS-ABGN 3X3 NETWORK MINI PCIE ADAPTER	Power: AC 120V/60Hz
Note: Mode 2: Transmit at channel 5500MHz by 802.11n20 Chain 0+1+2	



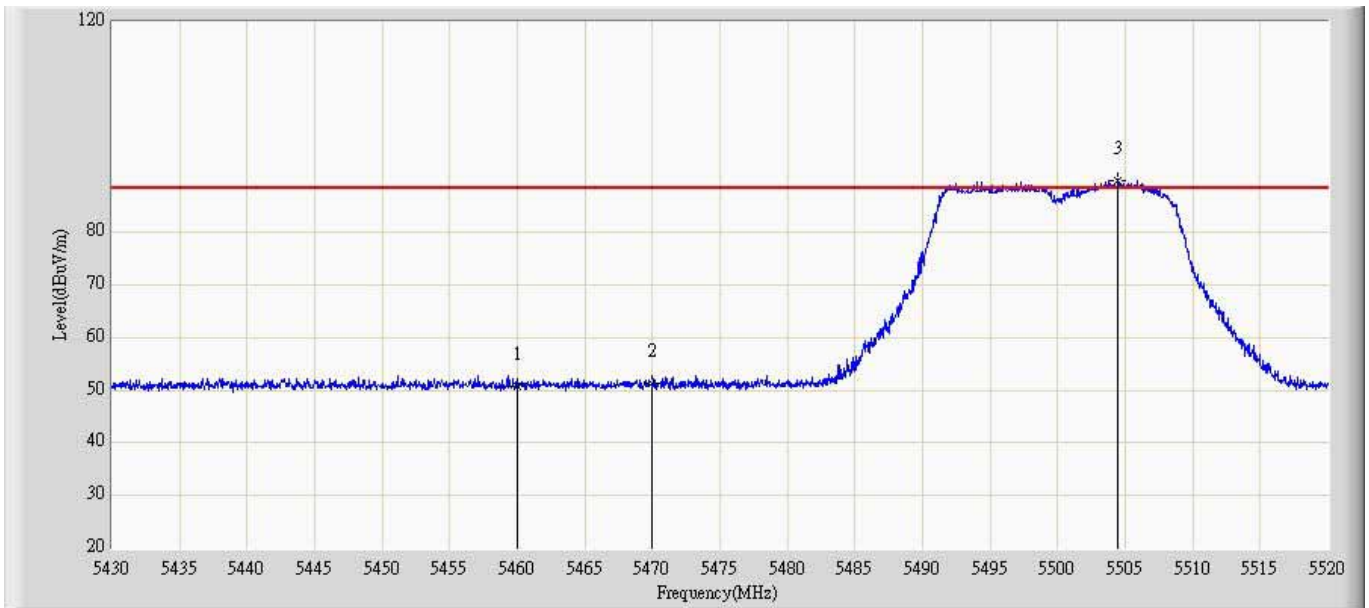
No	Flag	Mark	Frequency (MHz)	Measure Level (dBuV/m)	Reading Level (dBuV)	Over Limit (dB)	Limit (dBuV/m)	Factor	Type
1			5460.000	52.285	11.904	-21.715	74.000	40.382	PK
2			5470.000	52.436	12.040	-35.864	88.300	40.395	PK
3		*	5504.880	104.419	63.973	N/A	N/A	40.446	PK

Engineer: Toms	
Site: AC5	Time: 2013/04/08 - 02:38
Limit: FCC_Part15.209_RE(3m)	Margin: 0
Probe: Horn_3117_988(1-18GHz)	Polarity: Vertical
EUT: WIRELESS-ABGN 3X3 NETWORK MINI PCIE ADAPTER	Power: AC 120V/60Hz
Note: Mode 2: Transmit at channel 5500MHz by 802.11n20 Chain 0+1+2	



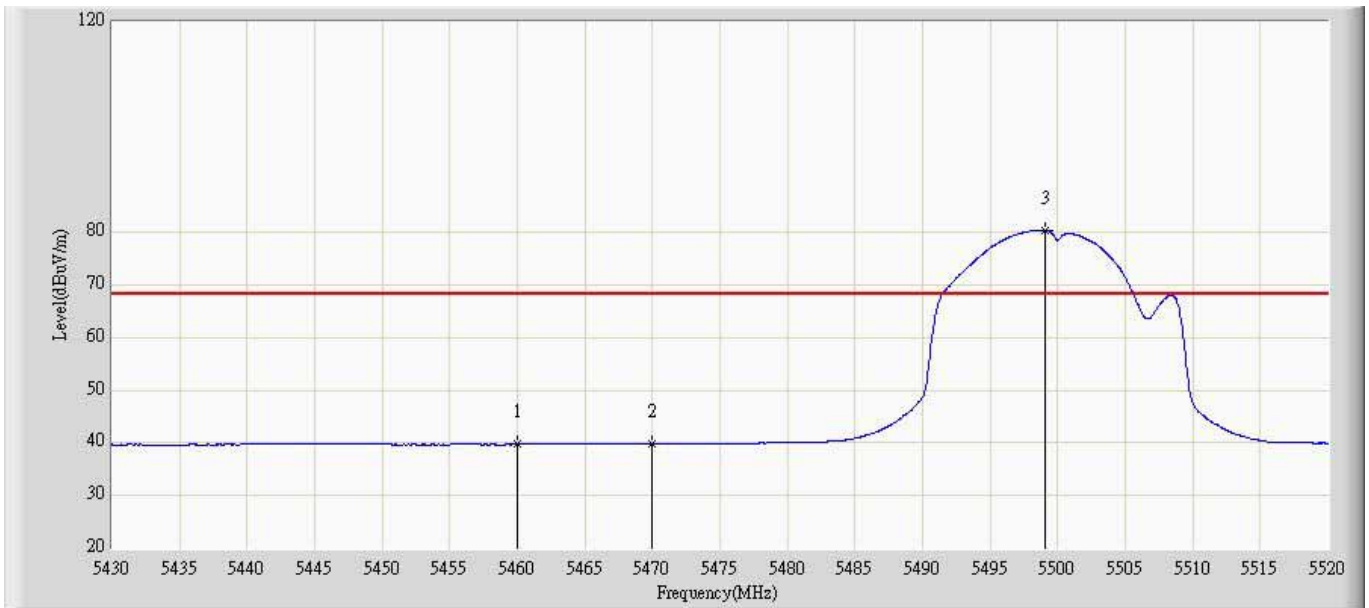
No	Flag	Mark	Frequency (MHz)	Measure Level (dBuV/m)	Reading Level (dBuV)	Over Limit (dB)	Limit (dBuV/m)	Factor	Type
1			5460.000	41.600	1.219	-12.400	54.000	40.382	AV
2			5470.000	41.548	1.152	-26.752	68.300	40.395	AV
3		*	5505.375	94.048	53.601	N/A	N/A	40.446	AV

Engineer: Toms	
Site: AC5	Time: 2013/04/08 - 02:40
Limit: FCC_Part15.209_RE(3m)	Margin: 0
Probe: Horn_3117_988(1-18GHz)	Polarity: Horizontal
EUT: WIRELESS-ABGN 3X3 NETWORK MINI PCIE ADAPTER	Power: AC 120V/60Hz
Note: Mode 2: Transmit at channel 5500MHz by 802.11n20 Chain 0+1+2	



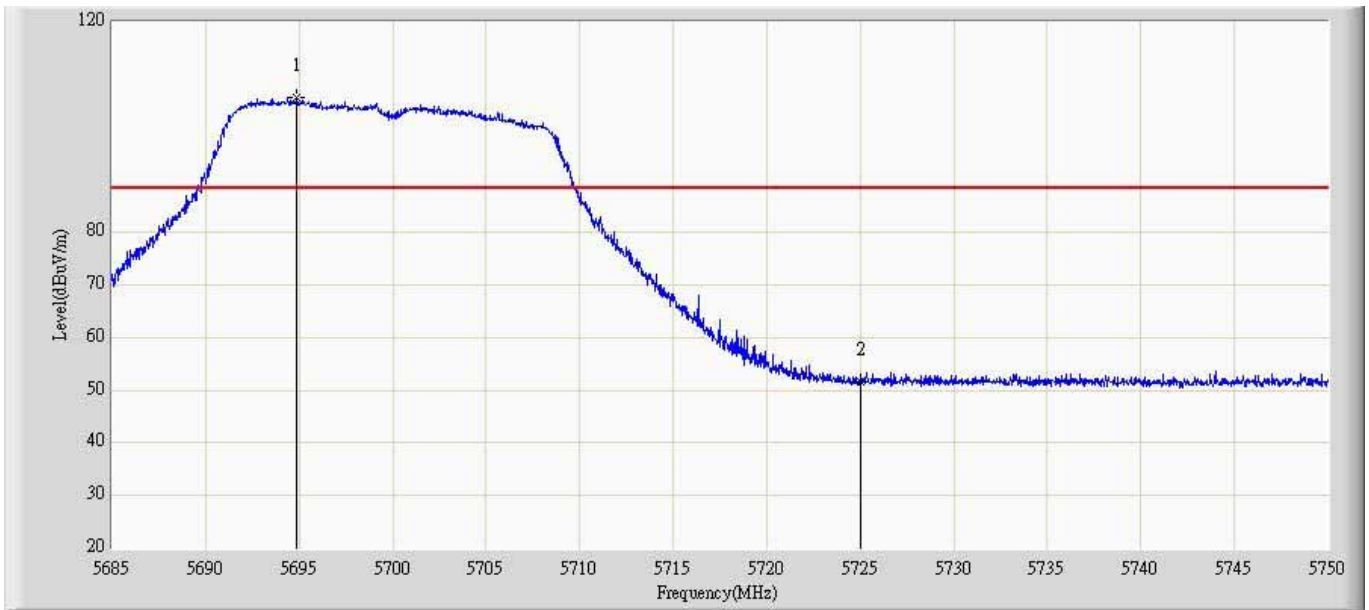
No	Flag	Mark	Frequency (MHz)	Measure Level (dBuV/m)	Reading Level (dBuV)	Over Limit (dB)	Limit (dBuV/m)	Factor	Type
1			5460.000	50.610	10.112	-23.390	74.000	40.498	PK
2			5470.000	51.188	10.681	-37.112	88.300	40.507	PK
3		*	5504.475	89.971	49.428	N/A	N/A	40.544	PK

Engineer: Toms	
Site: AC5	Time: 2013/04/08 - 02:40
Limit: FCC_Part15.209_RE(3m)	Margin: 0
Probe: Horn_3117_988(1-18GHz)	Polarity: Horizontal
EUT: WIRELESS-ABGN 3X3 NETWORK MINI PCIE ADAPTER	Power: AC 120V/60Hz
Note: Mode 2: Transmit at channel 5500MHz by 802.11n20 Chain 0+1+2	



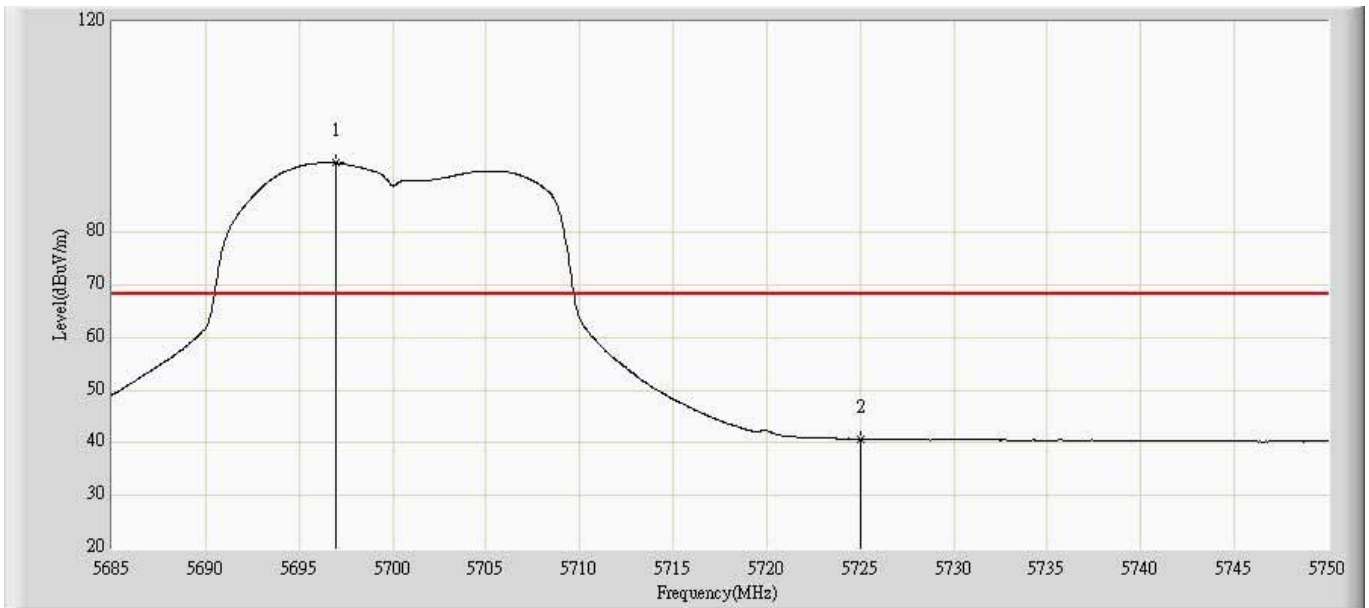
No	Flag	Mark	Frequency (MHz)	Measure Level (dBuV/m)	Reading Level (dBuV)	Over Limit (dB)	Limit (dBuV/m)	Factor	Type
1			5460.000	39.735	-0.763	-14.265	54.000	40.498	AV
2			5470.000	39.775	-0.732	-28.525	68.300	40.507	AV
3		*	5499.075	80.415	39.878	N/A	N/A	40.538	AV

Engineer: Toms	
Site: AC5	Time: 2013/04/08 - 02:43
Limit: FCC_Part15.407_RE(3m)	Margin: 0
Probe: Horn_3117_988(1-18GHz)	Polarity: Vertical
EUT: WIRELESS-ABGN 3X3 NETWORK MINI PCIE ADAPTER	Power: AC 120V/60Hz
Note: Mode 2: Transmit at channel 5700MHz by 802.11n20 Chain 0+1+2	



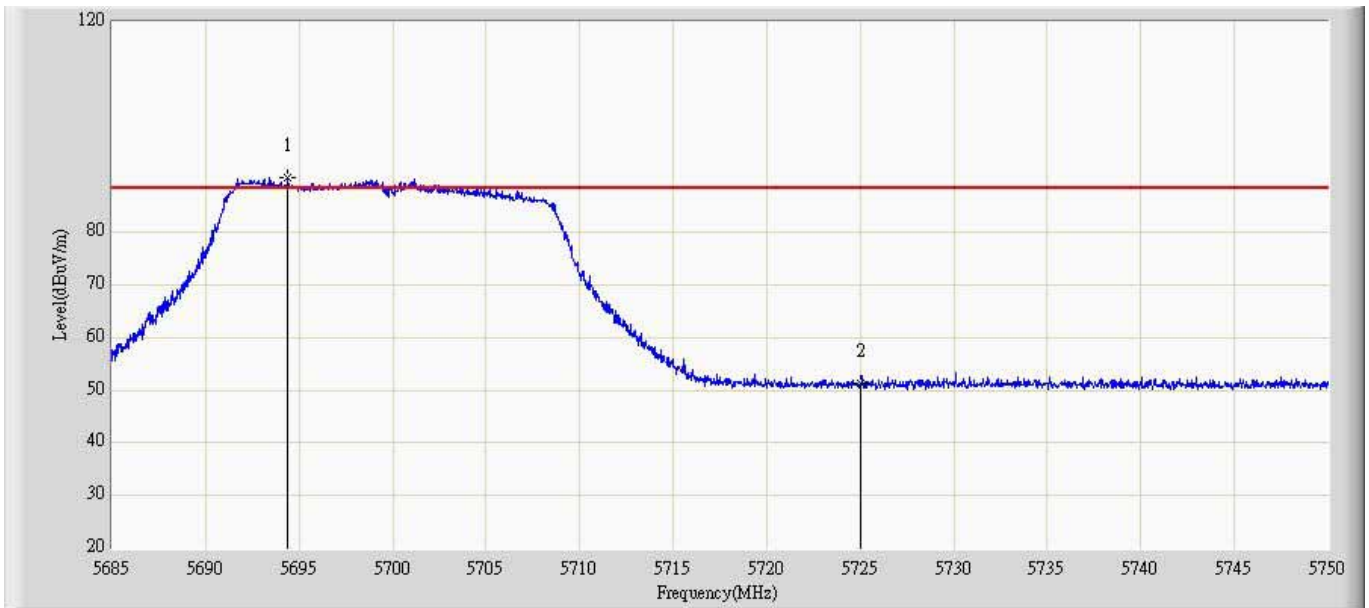
No	Flag	Mark	Frequency (MHz)	Measure Level (dBuV/m)	Reading Level (dBuV)	Over Limit (dB)	Limit (dBuV/m)	Factor	Type
1		*	5694.880	105.559	64.767	N/A	N/A	40.792	PK
2			5725.000	51.582	10.762	-36.718	88.300	40.820	PK

Engineer: Toms	
Site: AC5	Time: 2013/04/08 - 02:45
Limit: FCC_Part15.407_RE(3m)	Margin: 0
Probe: Horn_3117_988(1-18GHz)	Polarity: Vertical
EUT: WIRELESS-ABGN 3X3 NETWORK MINI PCIE ADAPTER	Power: AC 120V/60Hz
Note: Mode 2: Transmit at channel 5700MHz by 802.11n20 Chain 0+1+2	



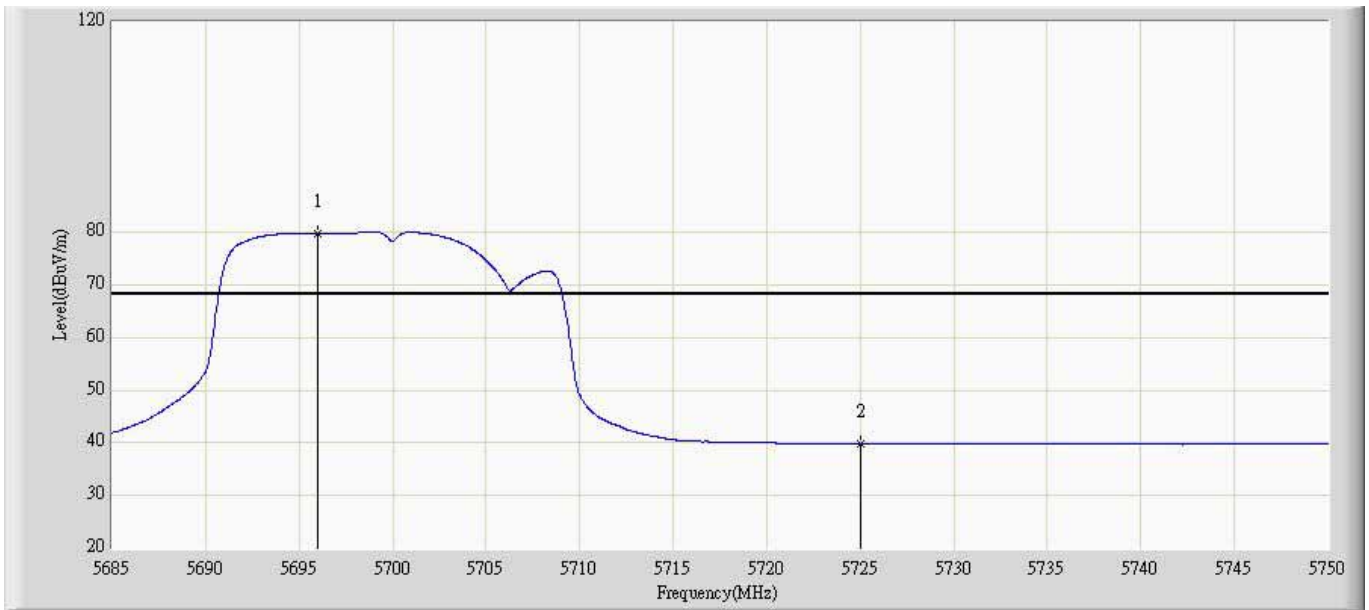
No	Flag	Mark	Frequency (MHz)	Measure Level (dBuV/m)	Reading Level (dBuV)	Over Limit (dB)	Limit (dBuV/m)	Factor	Type
1		*	5696.993	93.161	52.368	N/A	N/A	40.793	AV
2			5725.000	40.696	-0.124	-27.604	68.300	40.820	AV

Engineer: Toms	
Site: AC5	Time: 2013/04/08 - 02:46
Limit: FCC_Part15.407_RE(3m)	Margin: 0
Probe: Horn_3117_988(1-18GHz)	Polarity: Horizontal
EUT: WIRELESS-ABGN 3X3 NETWORK MINI PCIE ADAPTER	Power: AC 120V/60Hz
Note: Mode 2: Transmit at channel 5700MHz by 802.11n20 Chain 0+1+2	



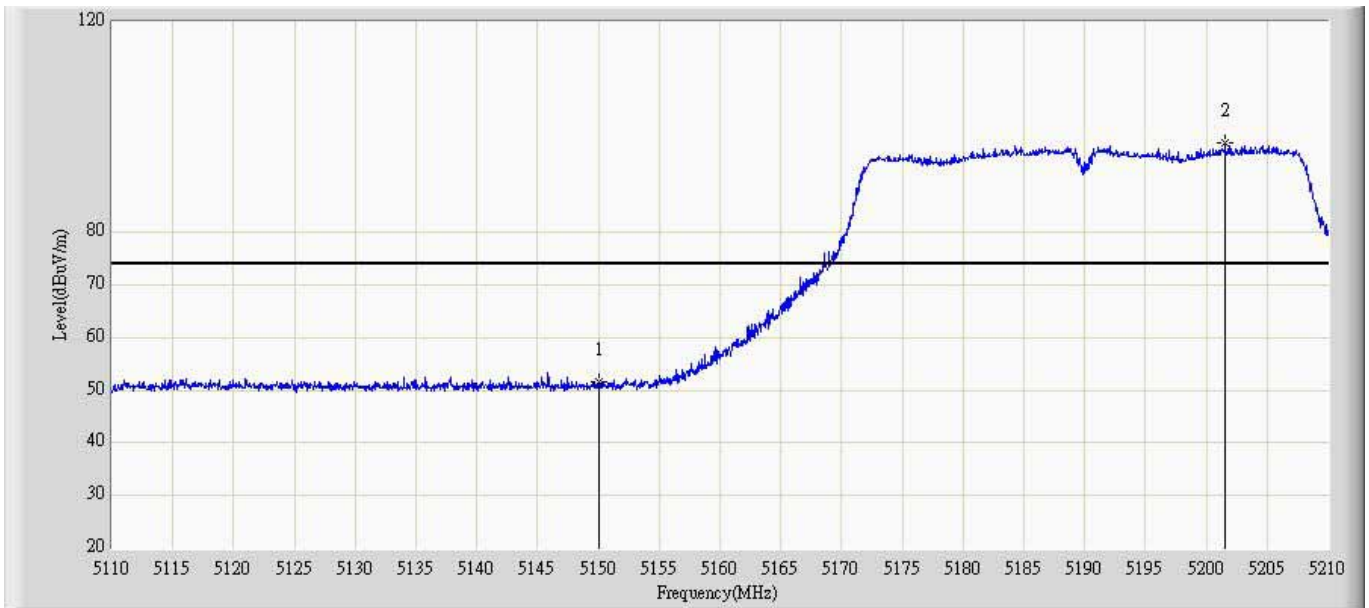
No	Flag	Mark	Frequency (MHz)	Measure Level (dBuV/m)	Reading Level (dBuV)	Over Limit (dB)	Limit (dBuV/m)	Factor	Type
1		*	5694.393	90.345	49.531	N/A	N/A	40.815	PK
2			5725.000	51.280	10.450	-37.020	88.300	40.830	PK

Engineer: Toms	
Site: AC5	Time: 2013/04/08 - 02:47
Limit: FCC_Part15.407_RE(3m)	Margin: 0
Probe: Horn_3117_988(1-18GHz)	Polarity: Horizontal
EUT: WIRELESS-ABGN 3X3 NETWORK MINI PCIE ADAPTER	Power: AC 120V/60Hz
Note: Mode 2: Transmit at channel 5700MHz by 802.11n20 Chain 0+1+2	



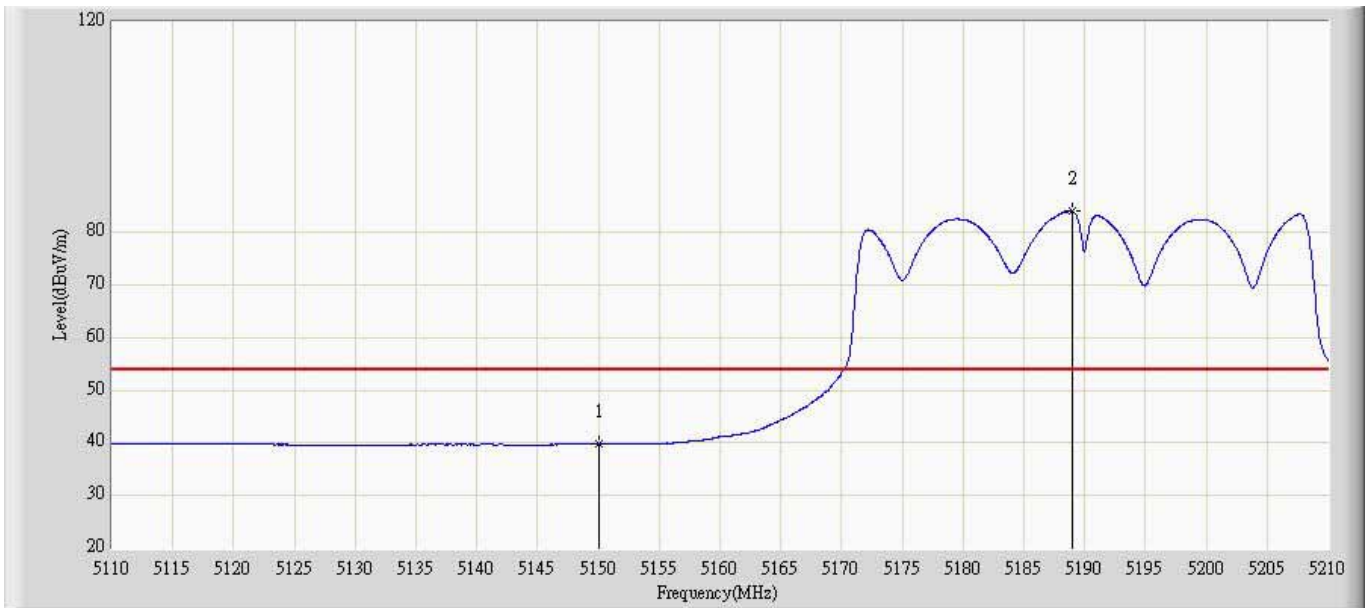
No	Flag	Mark	Frequency (MHz)	Measure Level (dBuV/m)	Reading Level (dBuV)	Over Limit (dB)	Limit (dBuV/m)	Factor	Type
1		*	5695.985	79.755	38.940	N/A	N/A	40.815	AV
2			5725.000	39.889	-0.941	-28.411	68.300	40.830	AV

Engineer: Toms	
Site: AC5	Time: 2013/04/08 - 02:48
Limit: FCC_Part15.209_RE(3m)	Margin: 0
Probe: Horn_3117_988(1-18GHz)	Polarity: Vertical
EUT: WIRELESS-ABGN 3X3 NETWORK MINI PCIE ADAPTER	Power: AC 120V/60Hz
Note: Mode 3: Transmit at channel 5190MHz by 802.11n40 Chain 0+1+2	



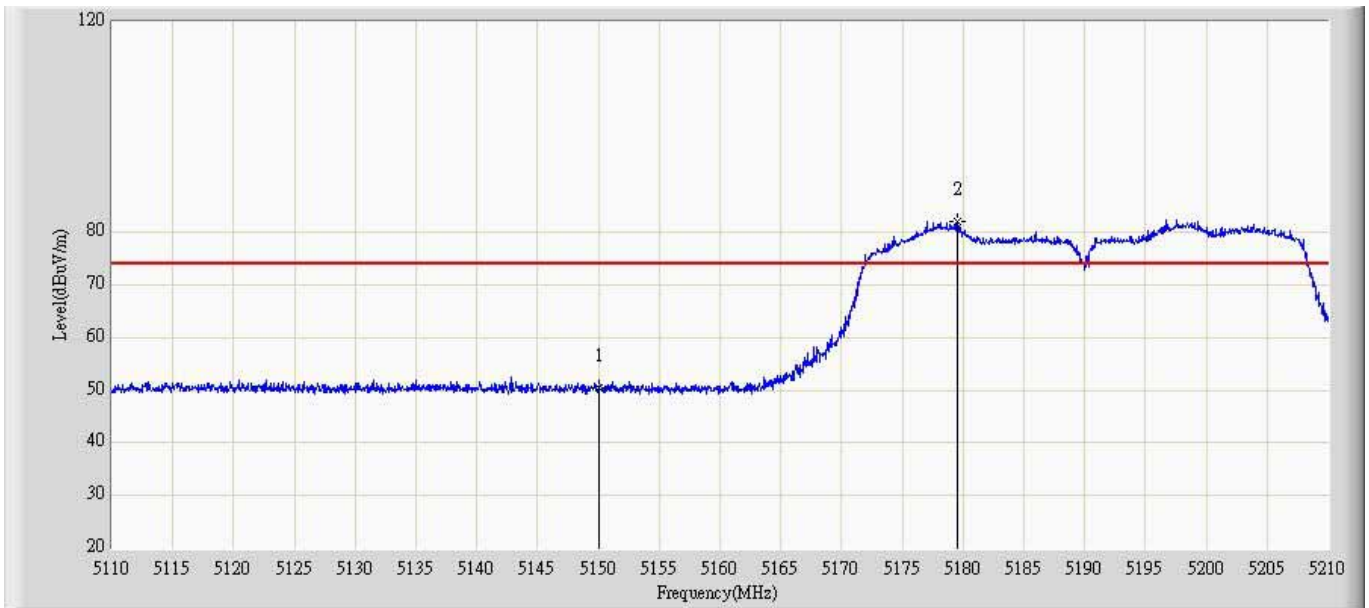
No	Flag	Mark	Frequency (MHz)	Measure Level (dBuV/m)	Reading Level (dBuV)	Over Limit (dB)	Limit (dBuV/m)	Factor	Type
1			5150.000	51.543	11.562	-22.457	74.000	39.981	PK
2		*	5201.550	96.981	56.959	N/A	N/A	40.021	PK

Engineer: Toms	
Site: AC5	Time: 2013/04/08 - 02:51
Limit: FCC_Part15.209_RE(3m)	Margin: 0
Probe: Horn_3117_988(1-18GHz)	Polarity: Vertical
EUT: WIRELESS-ABGN 3X3 NETWORK MINI PCIE ADAPTER	Power: AC 120V/60Hz
Note: Mode 3: Transmit at channel 5190MHz by 802.11n40 Chain 0+1+2	



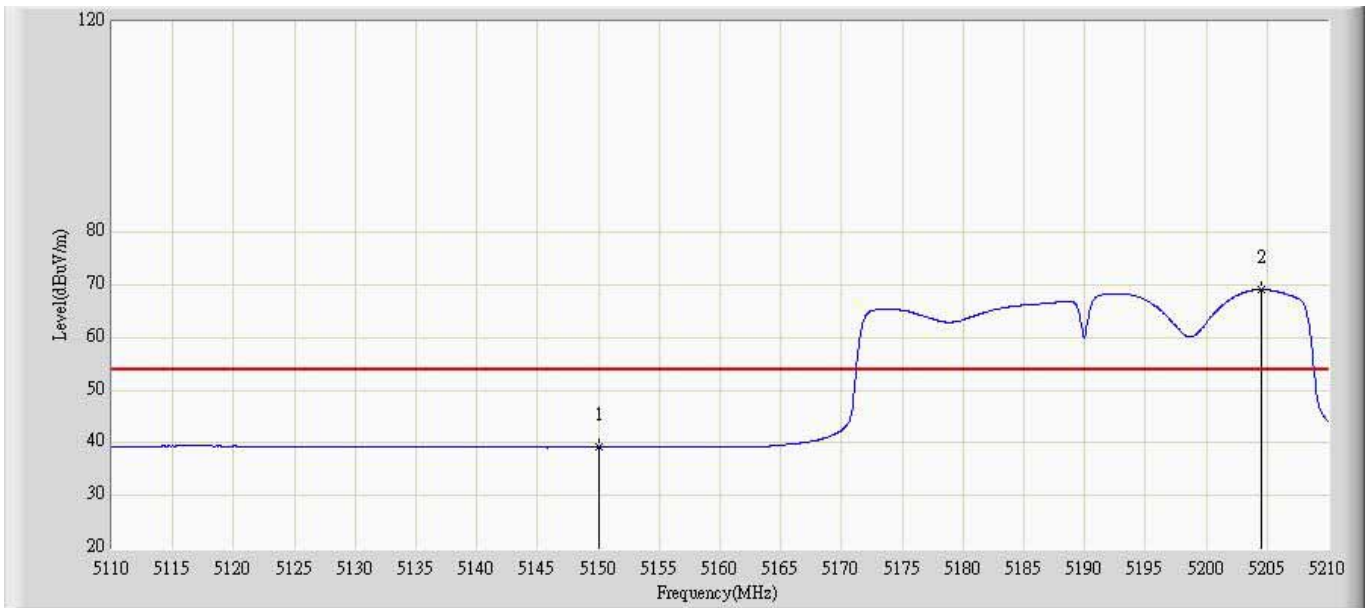
No	Flag	Mark	Frequency (MHz)	Measure Level (dBuV/m)	Reading Level (dBuV)	Over Limit (dB)	Limit (dBuV/m)	Factor	Type
1			5150.000	39.842	-0.139	-14.158	54.000	39.981	AV
2		*	5188.950	84.010	44.002	N/A	N/A	40.008	AV

Engineer: Toms	
Site: AC5	Time: 2013/04/08 - 02:51
Limit: FCC_Part15.209_RE(3m)	Margin: 0
Probe: Horn_3117_988(1-18GHz)	Polarity: Horizontal
EUT: WIRELESS-ABGN 3X3 NETWORK MINI PCIE ADAPTER	Power: AC 120V/60Hz
Note: Mode 3: Transmit at channel 5190MHz by 802.11n40 Chain 0+1+2	



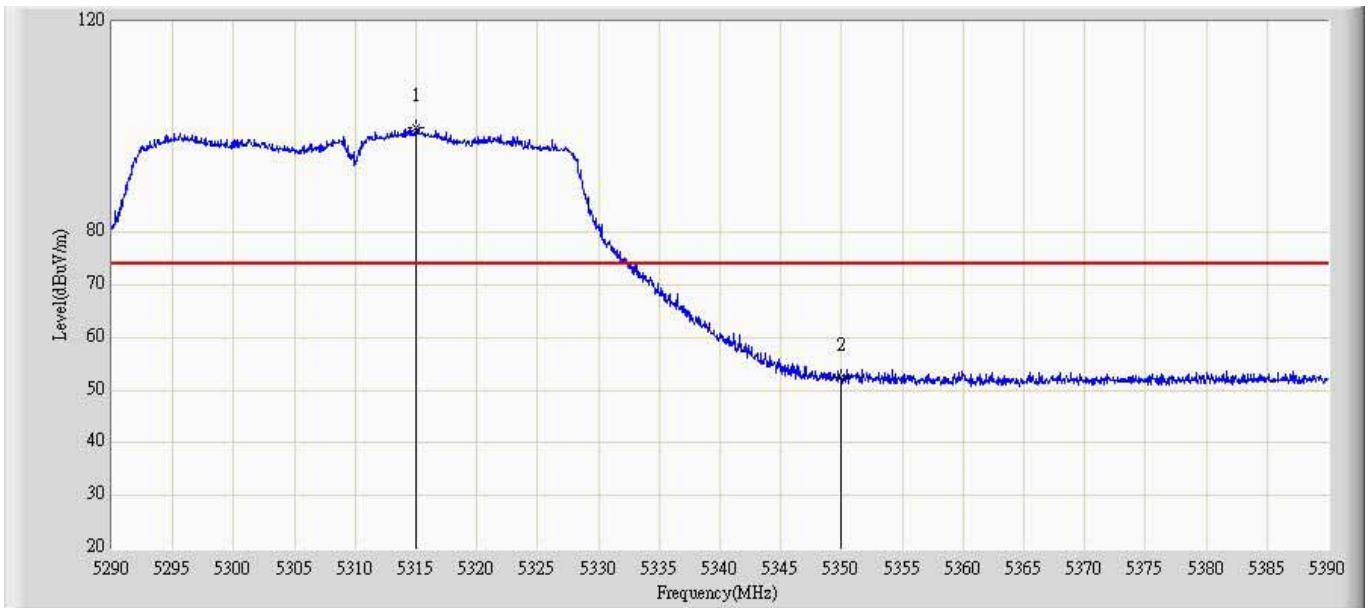
No	Flag	Mark	Frequency (MHz)	Measure Level (dBuV/m)	Reading Level (dBuV)	Over Limit (dB)	Limit (dBuV/m)	Factor	Type
1			5150.000	50.478	10.457	-23.522	74.000	40.021	PK
2		*	5179.550	82.114	42.028	N/A	N/A	40.086	PK

Engineer: Toms	
Site: AC5	Time: 2013/04/08 - 02:52
Limit: FCC_Part15.209_RE(3m)	Margin: 0
Probe: Horn_3117_988(1-18GHz)	Polarity: Horizontal
EUT: WIRELESS-ABGN 3X3 NETWORK MINI PCIE ADAPTER	Power: AC 120V/60Hz
Note: Mode 3: Transmit at channel 5190MHz by 802.11n40 Chain 0+1+2	



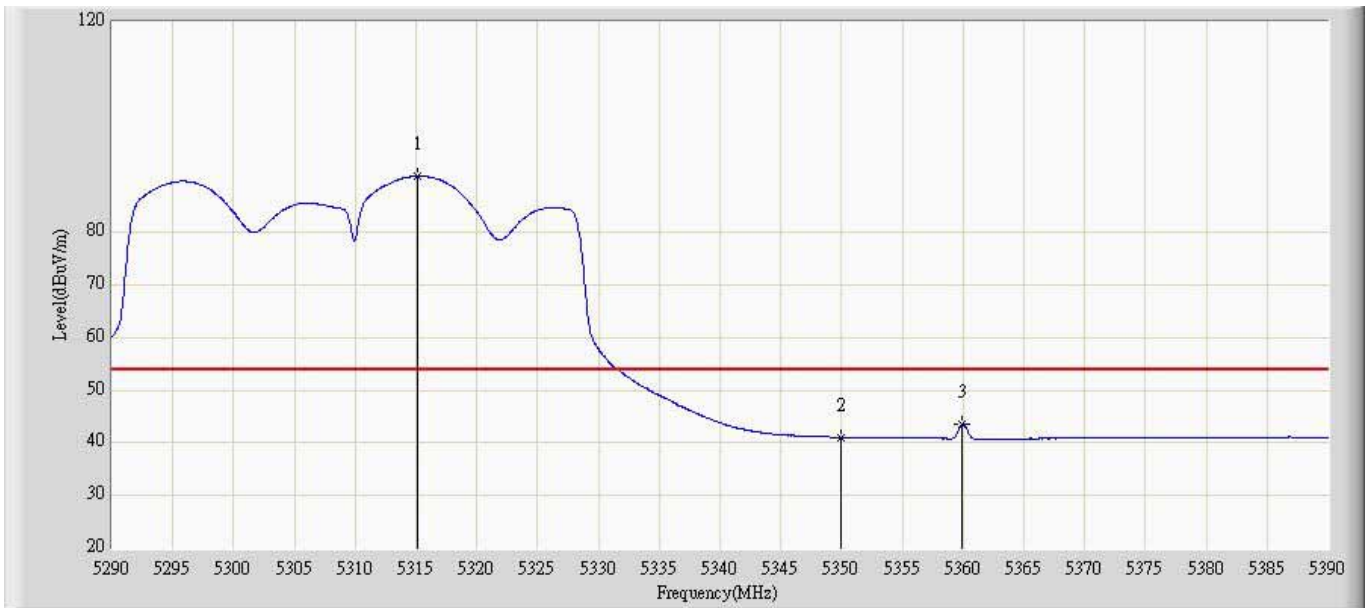
No	Flag	Mark	Frequency (MHz)	Measure Level (dBuV/m)	Reading Level (dBuV)	Over Limit (dB)	Limit (dBuV/m)	Factor	Type
1			5150.000	39.134	-0.887	-14.866	54.000	40.021	AV
2		*	5204.500	69.127	28.977	N/A	N/A	40.150	AV

Engineer: Toms	
Site: AC5	Time: 2013/04/08 - 02:53
Limit: FCC_Part15.209_RE(3m)	Margin: 0
Probe: Horn_3117_988(1-18GHz)	Polarity: Vertical
EUT: WIRELESS-ABGN 3X3 NETWORK MINI PCIE ADAPTER	Power: AC 120V/60Hz
Note: Mode 3: Transmit at channel 5310MHz by 802.11n40 Chain 0+1+2	



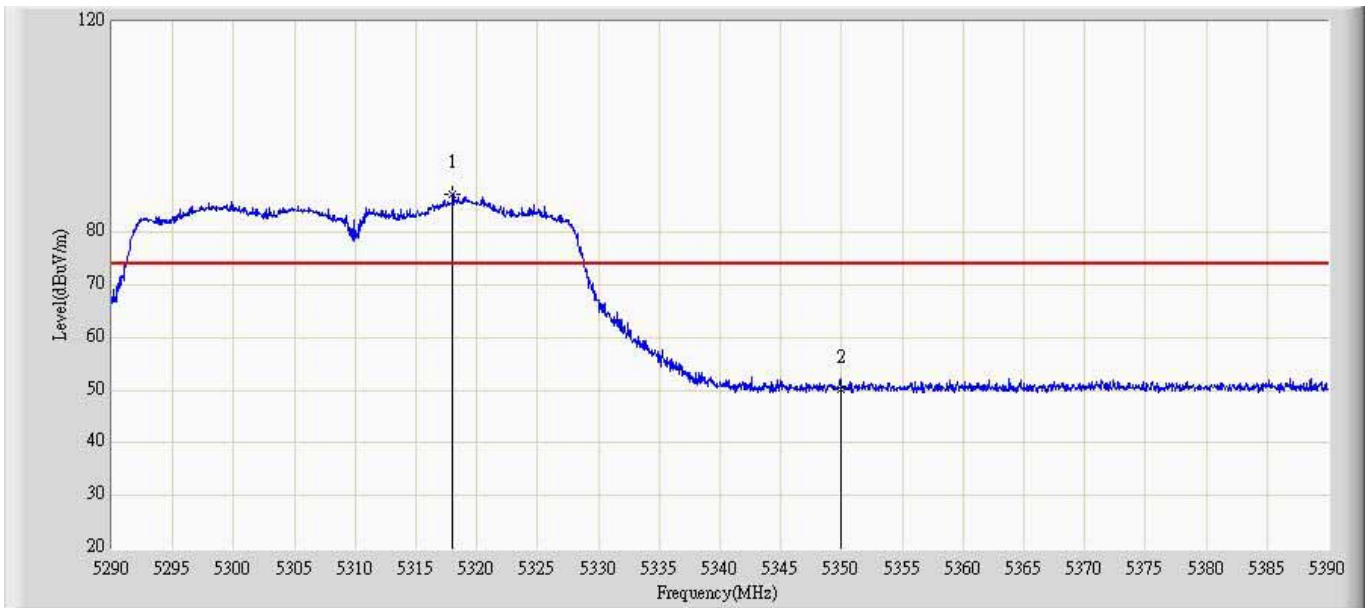
No	Flag	Mark	Frequency (MHz)	Measure Level (dBuV/m)	Reading Level (dBuV)	Over Limit (dB)	Limit (dBuV/m)	Factor	Type
1		*	5315.000	99.764	59.624	N/A	N/A	40.140	PK
2			5350.000	52.434	12.255	-21.566	74.000	40.179	PK

Engineer: Toms	
Site: AC5	Time: 2013/04/08 - 02:55
Limit: FCC_Part15.209_RE(3m)	Margin: 0
Probe: Horn_3117_988(1-18GHz)	Polarity: Vertical
EUT: WIRELESS-ABGN 3X3 NETWORK MINI PCIE ADAPTER	Power: AC 120V/60Hz
Note: Mode 3: Transmit at channel 5310MHz by 802.11n40 Chain 0+1+2	



No	Flag	Mark	Frequency (MHz)	Measure Level (dBuV/m)	Reading Level (dBuV)	Over Limit (dB)	Limit (dBuV/m)	Factor	Type
1		*	5315.150	90.694	50.554	N/A	N/A	40.140	AV
2			5350.000	41.053	0.874	-12.947	54.000	40.179	AV
3			5359.900	43.541	3.344	-10.459	54.000	40.197	AV

Engineer: Toms	
Site: AC5	Time: 2013/04/08 - 02:56
Limit: FCC_Part15.209_RE(3m)	Margin: 0
Probe: Horn_3117_988(1-18GHz)	Polarity: Horizontal
EUT: WIRELESS-ABGN 3X3 NETWORK MINI PCIE ADAPTER	Power: AC 120V/60Hz
Note: Mode 3: Transmit at channel 5310MHz by 802.11n40 Chain 0+1+2	



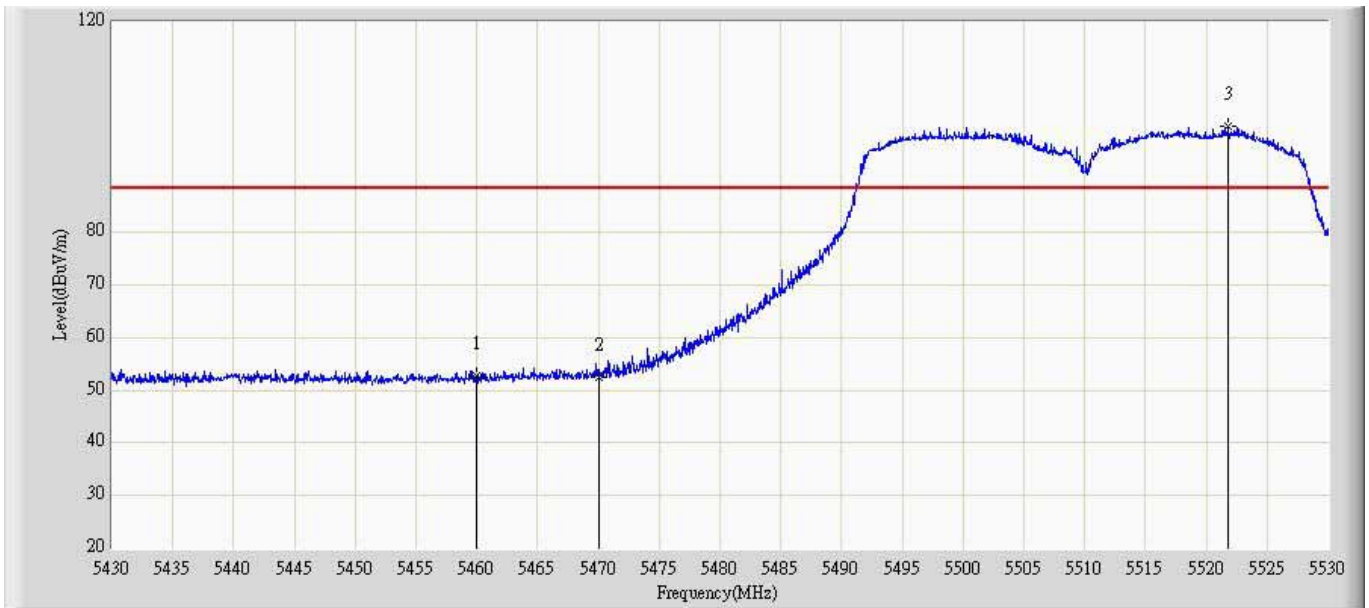
No	Flag	Mark	Frequency (MHz)	Measure Level (dBuV/m)	Reading Level (dBuV)	Over Limit (dB)	Limit (dBuV/m)	Factor	Type
1		*	5318.000	87.287	46.970	N/A	N/A	40.317	PK
2			5350.000	50.182	9.843	-23.818	74.000	40.339	PK

Engineer: Toms	
Site: AC5	Time: 2013/04/08 - 02:57
Limit: FCC_Part15.209_RE(3m)	Margin: 0
Probe: Horn_3117_988(1-18GHz)	Polarity: Horizontal
EUT: WIRELESS-ABGN 3X3 NETWORK MINI PCIE ADAPTER	Power: AC 120V/60Hz
Note: Mode 3: Transmit at channel 5310MHz by 802.11n40 Chain 0+1+2	



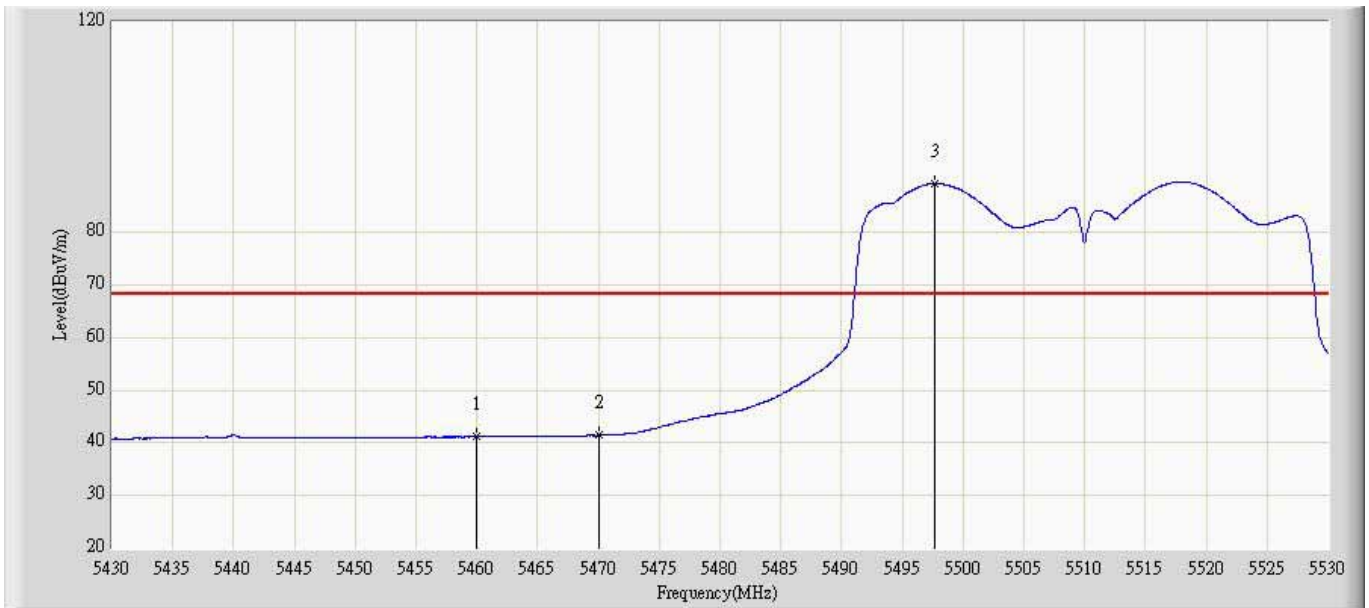
No	Flag	Mark	Frequency (MHz)	Measure Level (dBuV/m)	Reading Level (dBuV)	Over Limit (dB)	Limit (dBuV/m)	Factor	Type
1		*	5312.200	74.713	34.402	N/A	N/A	40.312	AV
2			5350.000	39.190	-1.149	-14.810	54.000	40.339	AV

Engineer: Toms	
Site: AC5	Time: 2013/04/08 - 02:58
Limit: FCC_Part15.209_RE(3m)	Margin: 0
Probe: Horn_3117_988(1-18GHz)	Polarity: Vertical
EUT: WIRELESS-ABGN 3X3 NETWORK MINI PCIE ADAPTER	Power: AC 120V/60Hz
Note: Mode 3: Transmit at channel 5510MHz by 802.11n40 Chain 0+1+2	



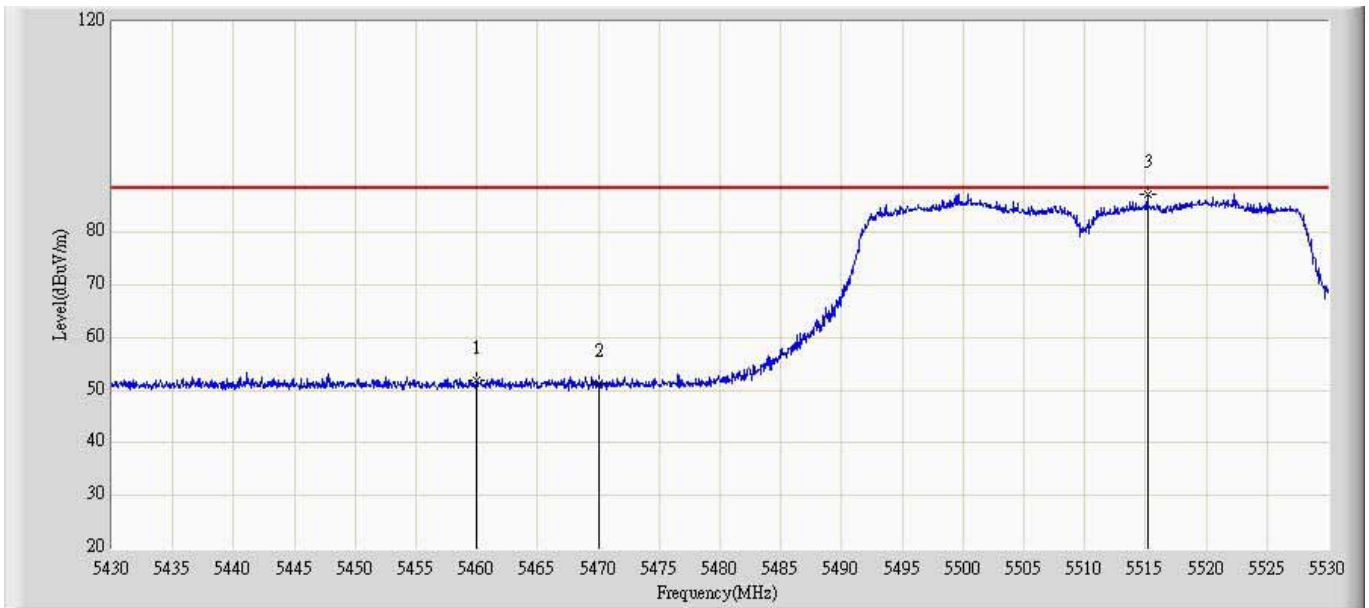
No	Flag	Mark	Frequency (MHz)	Measure Level (dBuV/m)	Reading Level (dBuV)	Over Limit (dB)	Limit (dBuV/m)	Factor	Type
1			5460.000	52.664	12.283	-21.336	74.000	40.382	PK
2			5470.000	52.603	12.207	-35.697	88.300	40.395	PK
3		*	5521.850	100.145	59.669	N/A	N/A	40.476	PK

Engineer: Toms	
Site: AC5	Time: 2013/04/08 - 03:00
Limit: FCC_Part15.209_RE(3m)	Margin: 0
Probe: Horn_3117_988(1-18GHz)	Polarity: Vertical
EUT: WIRELESS-ABGN 3X3 NETWORK MINI PCIE ADAPTER	Power: AC 120V/60Hz
Note: Mode 3: Transmit at channel 5510MHz by 802.11n40 Chain 0+1+2	



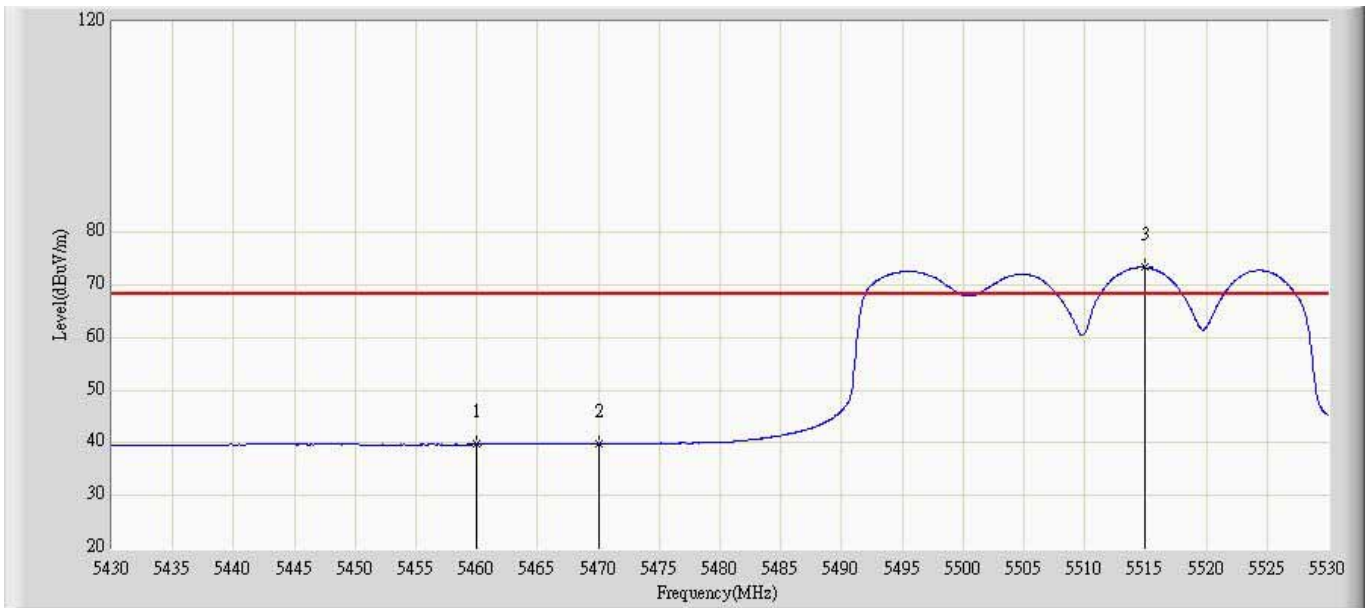
No	Flag	Mark	Frequency (MHz)	Measure Level (dBuV/m)	Reading Level (dBuV)	Over Limit (dB)	Limit (dBuV/m)	Factor	Type
1			5460.000	41.200	0.819	-12.800	54.000	40.382	AV
2			5470.000	41.433	1.037	-26.867	68.300	40.395	AV
3		*	5497.600	89.246	48.811	N/A	N/A	40.435	AV

Engineer: Toms	
Site: AC5	Time: 2013/04/08 - 03:01
Limit: FCC_Part15.209_RE(3m)	Margin: 0
Probe: Horn_3117_988(1-18GHz)	Polarity: Horizontal
EUT: WIRELESS-ABGN 3X3 NETWORK MINI PCIE ADAPTER	Power: AC 120V/60Hz
Note: Mode 3: Transmit at channel 5510MHz by 802.11n40 Chain 0+1+2	



No	Flag	Mark	Frequency (MHz)	Measure Level (dBuV/m)	Reading Level (dBuV)	Over Limit (dB)	Limit (dBuV/m)	Factor	Type
1			5460.000	51.865	11.367	-22.135	74.000	40.498	PK
2			5470.000	51.353	10.846	-36.947	88.300	40.507	PK
3		*	5515.150	87.262	46.704	N/A	N/A	40.558	PK

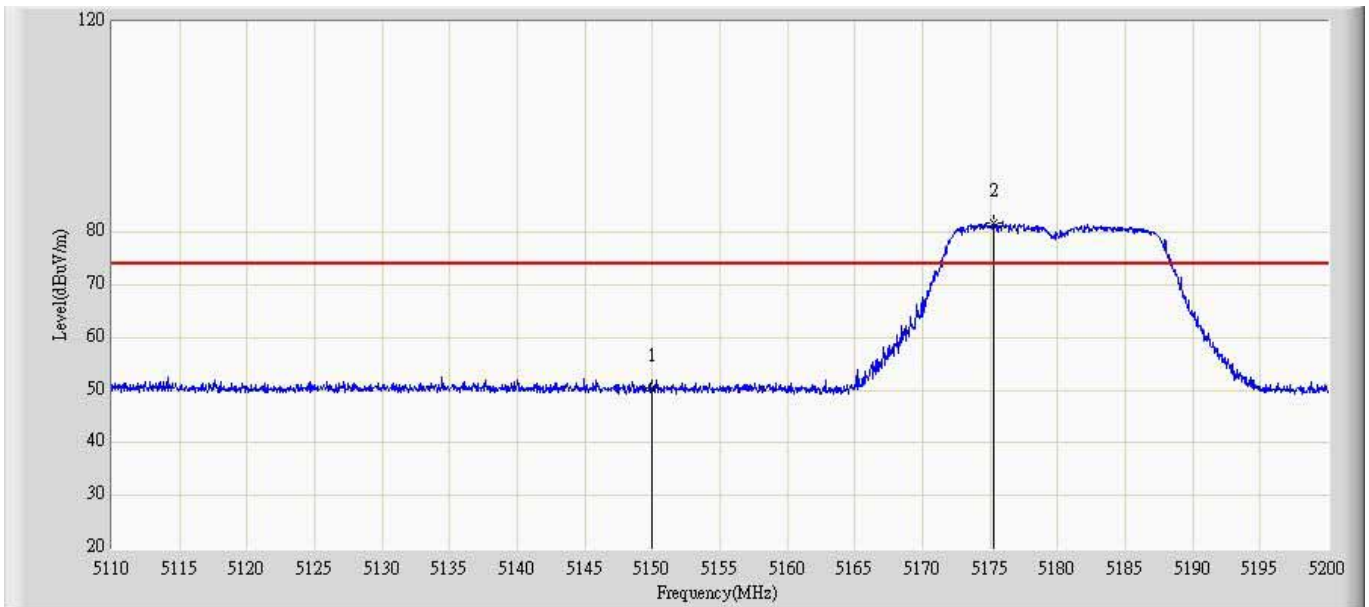
Engineer: Toms	
Site: AC5	Time: 2013/04/08 - 03:02
Limit: FCC_Part15.209_RE(3m)	Margin: 0
Probe: Horn_3117_988(1-18GHz)	Polarity: Horizontal
EUT: WIRELESS-ABGN 3X3 NETWORK MINI PCIE ADAPTER	Power: AC 120V/60Hz
Note: Mode 3: Transmit at channel 5510MHz by 802.11n40 Chain 0+1+2	



No	Flag	Mark	Frequency (MHz)	Measure Level (dBuV/m)	Reading Level (dBuV)	Over Limit (dB)	Limit (dBuV/m)	Factor	Type
1			5460.000	39.696	-0.802	-14.304	54.000	40.498	AV
2			5470.000	39.746	-0.761	-28.554	68.300	40.507	AV
3		*	5515.000	73.310	32.752	N/A	N/A	40.558	AV

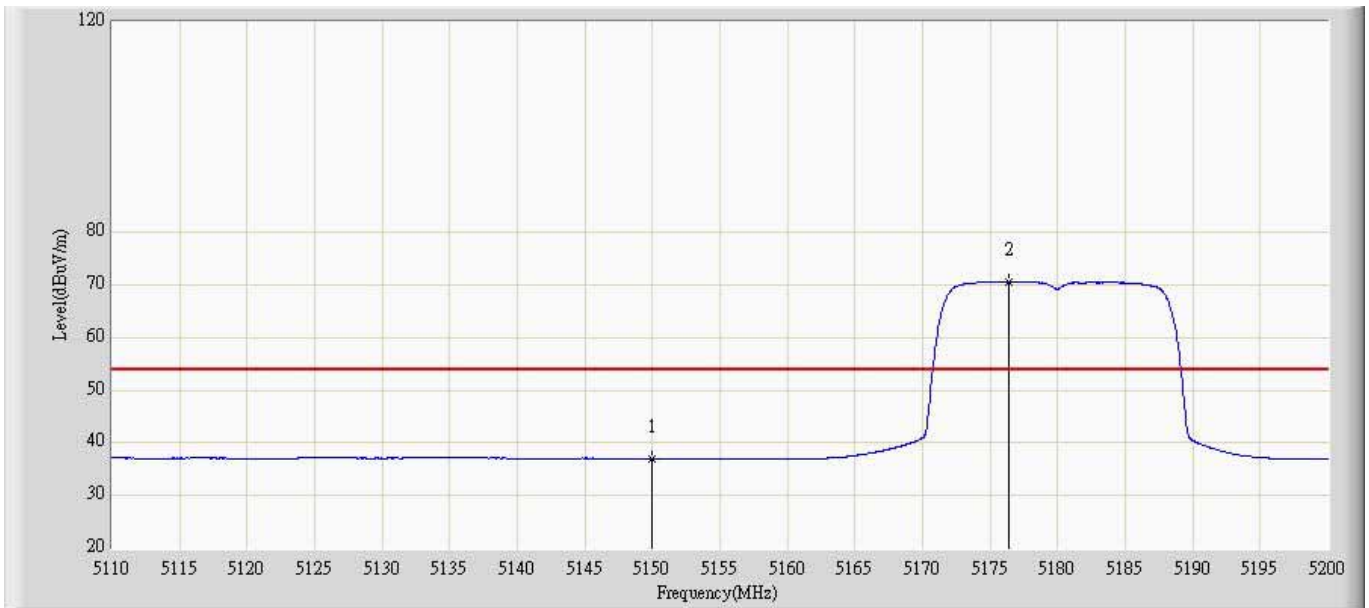
Test for dipole antenna 1#

Site: AC5	Time: 2013/04/15 - 16:52
Limit: FCC_Part15.209_RE(3m)	Margin: 0
Probe: Horn_3117_988(1-18GHz)	Polarity: Vertical
EUT: WIRELESS-ABGN 3X3 NETWORK MINI PCIE ADAPTER	Power: AC 120V/60Hz
Note: Mode 1: Transmit at channel 5180 MHz by 802.11a Chain 0	



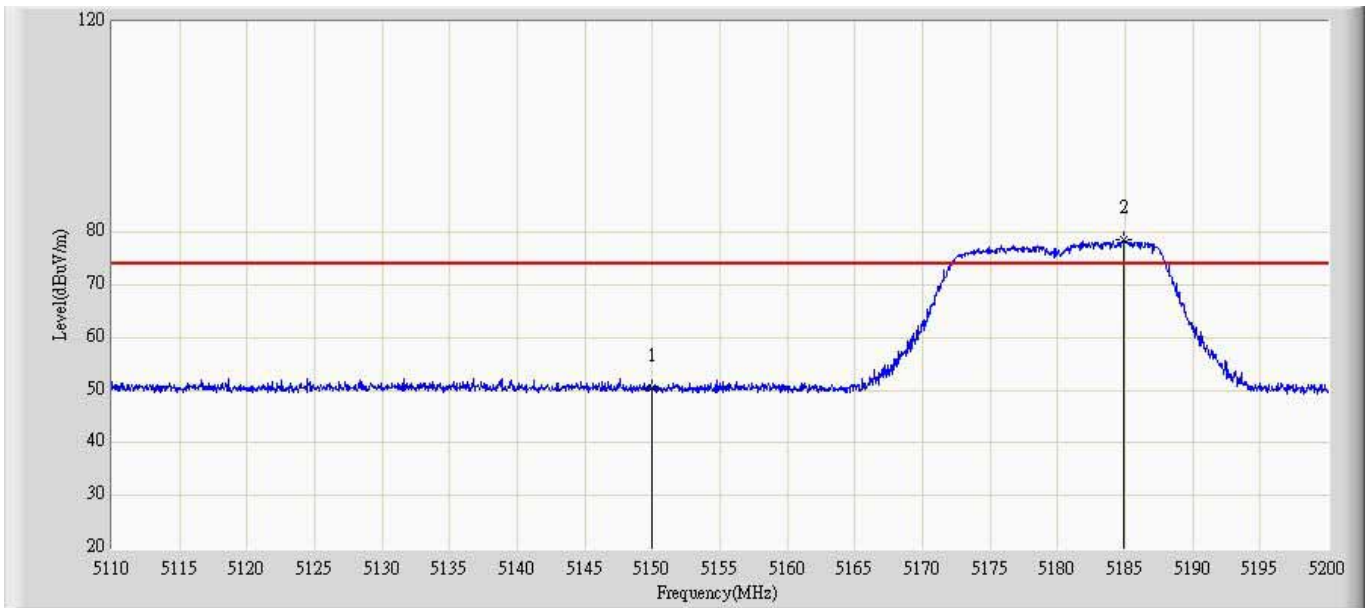
No	Flag	Mark	Frequency (MHz)	Measure Level (dBuV/m)	Reading Level (dBuV)	Over Limit (dB)	Limit (dBuV/m)	Factor	Type
1			5150.000	50.335	58.419	-23.665	74.000	-8.084	PK
2		*	5175.295	81.803	89.831	N/A	N/A	-8.028	PK

Engineer: Brgant	
Site: AC5	Time: 2013/04/15 - 17:47
Limit: FCC_Part15.209_RE(3m)	Margin: 0
Probe: Horn_3117_988(1-18GHz)	Polarity: Vertical
EUT: WIRELESS-ABGN 3X3 NETWORK MINI PCIE ADAPTER	Power: AC 120V/60Hz
Note: Mode 1: Transmit at channel 5180 MHz by 802.11a Chain 0	



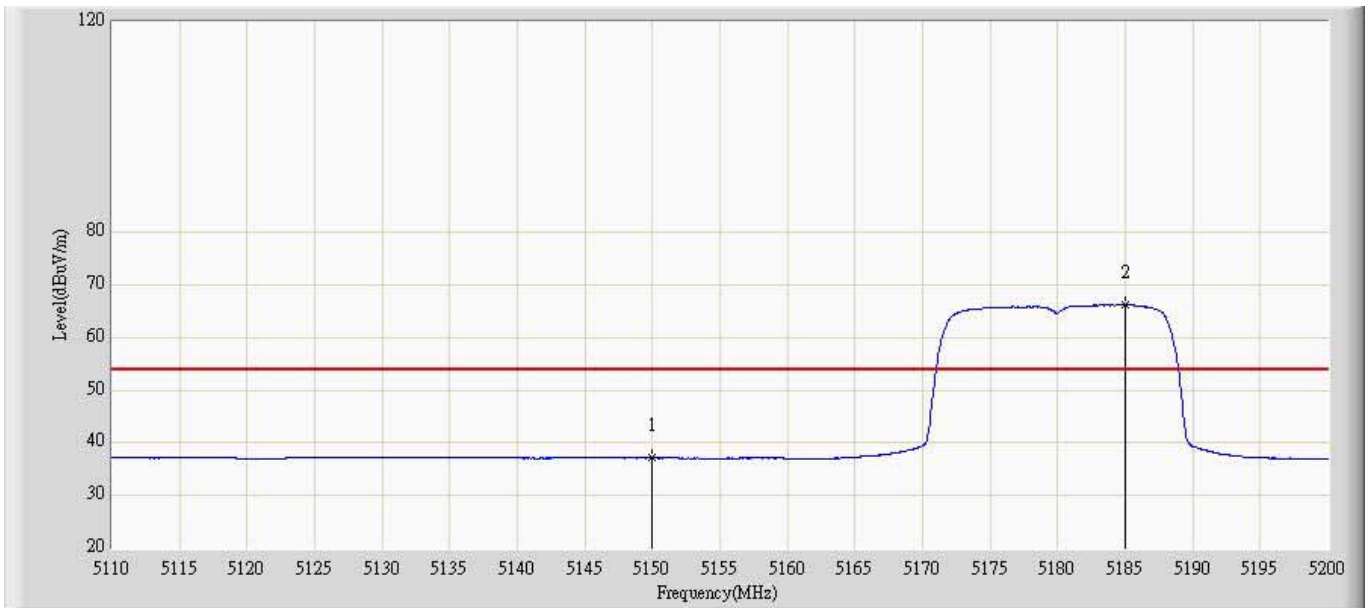
No	Flag	Mark	Frequency (MHz)	Measure Level (dBuV/m)	Reading Level (dBuV)	Over Limit (dB)	Limit (dBuV/m)	Factor	Type
1			5150.000	37.018	45.102	-16.982	54.000	-8.084	AV
2		*	5176.420	70.595	78.622	N/A	N/A	-8.026	AV

Engineer: Brgant	
Site: AC5	Time: 2013/04/15 - 18:20
Limit: FCC_Part15.209_RE(3m)	Margin: 0
Probe: Horn_3117_988(1-18GHz)	Polarity: Horizontal
EUT: WIRELESS-ABGN 3X3 NETWORK MINI PCIE ADAPTER	Power: AC 120V/60Hz
Note: Mode 1: Transmit at channel 5180 MHz by 802.11a Chain 0	



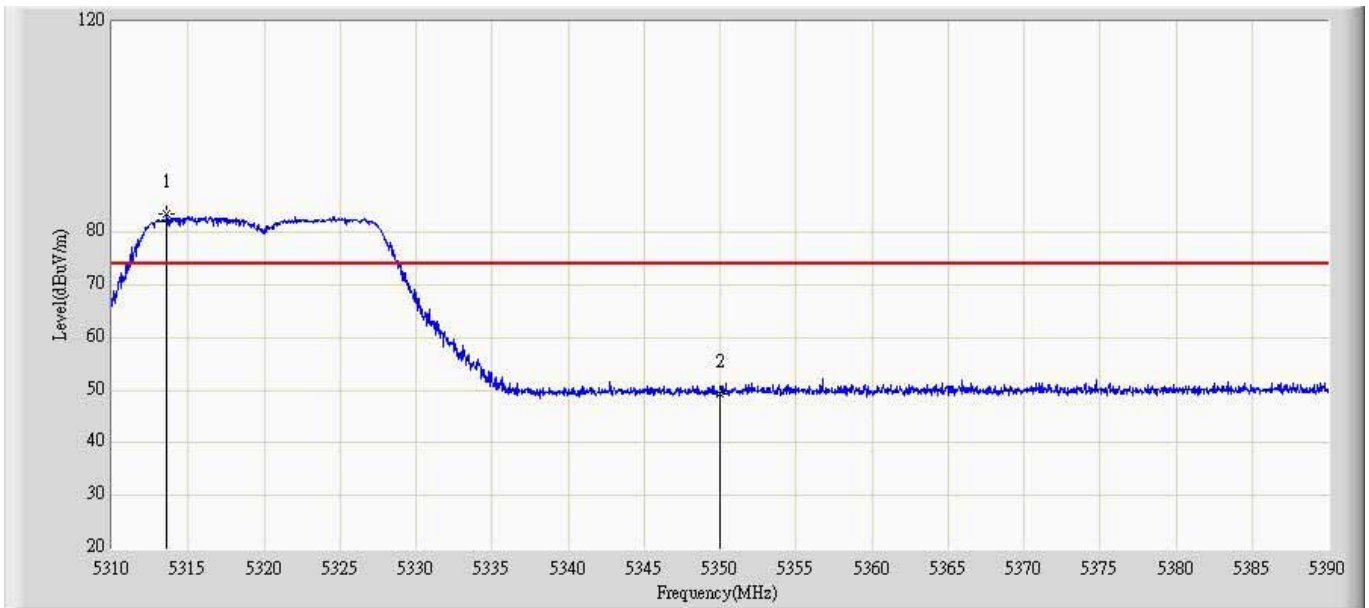
No	Flag	Mark	Frequency (MHz)	Measure Level (dBuV/m)	Reading Level (dBuV)	Over Limit (dB)	Limit (dBuV/m)	Factor	Type
1			5150.000	50.436	58.480	-23.564	74.000	-8.044	PK
2		*	5184.835	78.570	86.488	N/A	N/A	-7.918	PK

Engineer: Brgant	
Site: AC5	Time: 2013/04/15 - 18:23
Limit: FCC_Part15.209_RE(3m)	Margin: 0
Probe: Horn_3117_988(1-18GHz)	Polarity: Horizontal
EUT: WIRELESS-ABGN 3X3 NETWORK MINI PCIE ADAPTER	Power: AC 120V/60Hz
Note: Mode 1: Transmit at channel 5180 MHz by 802.11a Chain 0	



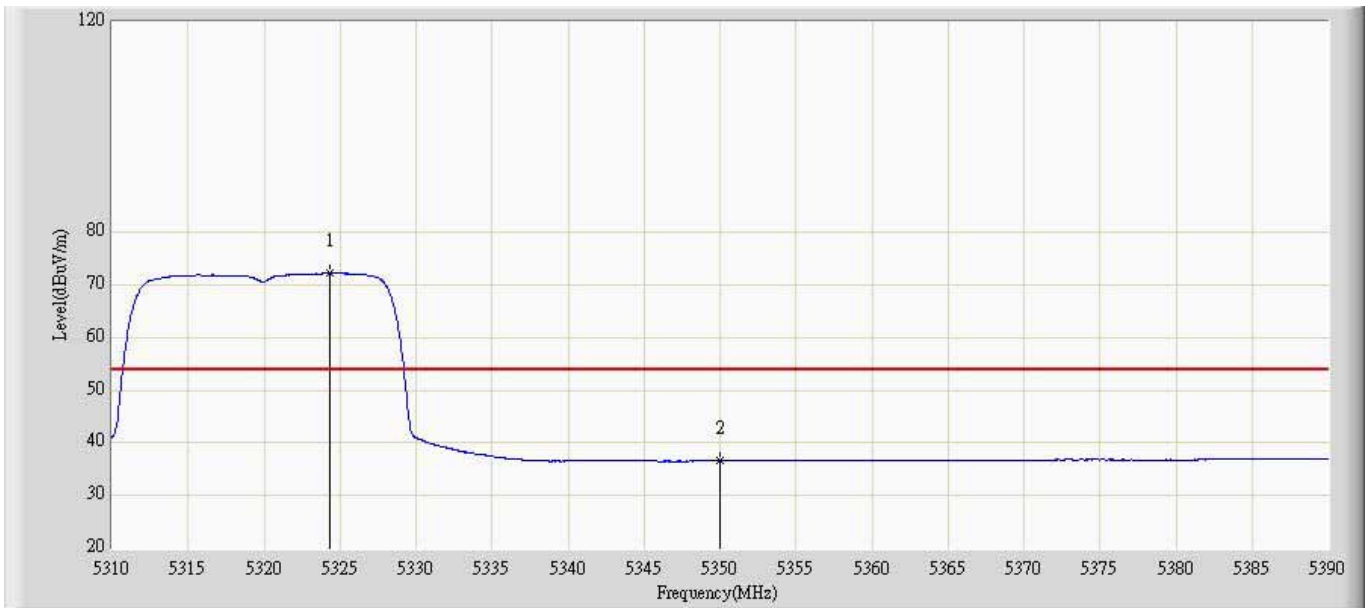
No	Flag	Mark	Frequency (MHz)	Measure Level (dBuV/m)	Reading Level (dBuV)	Over Limit (dB)	Limit (dBuV/m)	Factor	Type
1			5150.000	37.130	45.174	-16.870	54.000	-8.044	AV
2		*	5184.970	66.215	74.132	N/A	N/A	-7.918	AV

Engineer: Brgant	
Site: AC5	Time: 2013/04/15 - 18:36
Limit: FCC_Part15.209_RE(3m)	Margin: 0
Probe: Horn_3117_988(1-18GHz)	Polarity: Vertical
EUT: WIRELESS-ABGN 3X3 NETWORK MINI PCIE ADAPTER	Power: AC 120V/60Hz
Note: Mode 1: Transmit at channel 5320 MHz by 802.11a Chain 0	



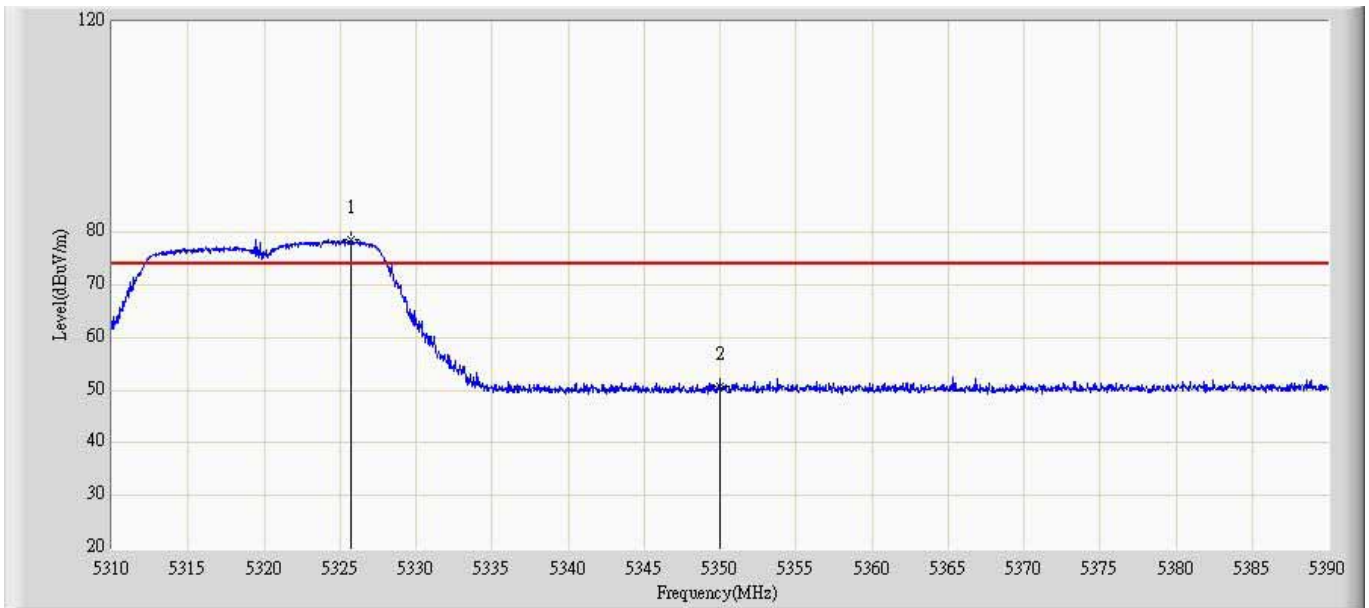
No	Flag	Mark	Frequency (MHz)	Measure Level (dBuV/m)	Reading Level (dBuV)	Over Limit (dB)	Limit (dBuV/m)	Factor	Type
1		*	5313.600	83.375	91.217	N/A	N/A	-7.842	PK
2			5350.000	49.251	57.034	-24.749	74.000	-7.783	PK

Engineer: Brgant	
Site: AC5	Time: 2013/04/15 - 18:40
Limit: FCC_Part15.209_RE(3m)	Margin: 0
Probe: Horn_3117_988(1-18GHz)	Polarity: Vertical
EUT: WIRELESS-ABGN 3X3 NETWORK MINI PCIE ADAPTER	Power: AC 120V/60Hz
Note: Mode 1: Transmit at channel 5320 MHz by 802.11a Chain 0	



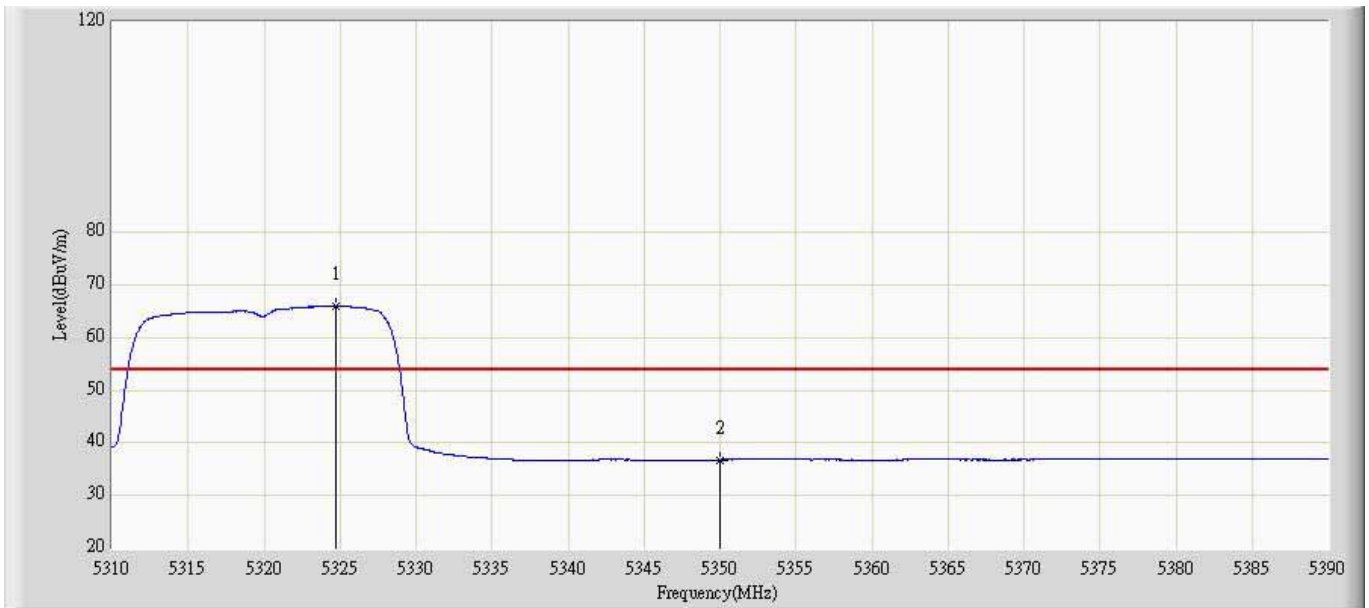
No	Flag	Mark	Frequency (MHz)	Measure Level (dBuV/m)	Reading Level (dBuV)	Over Limit (dB)	Limit (dBuV/m)	Factor	Type
1		*	5324.280	72.211	80.042	N/A	N/A	-7.831	AV
2			5350.000	36.656	44.439	-17.344	54.000	-7.783	AV

Engineer: Brgant	
Site: AC5	Time: 2013/04/15 - 18:41
Limit: FCC_Part15.209_RE(3m)	Margin: 0
Probe: Horn_3117_988(1-18GHz)	Polarity: Horizontal
EUT: WIRELESS-ABGN 3X3 NETWORK MINI PCIE ADAPTER	Power: AC 120V/60Hz
Note: Mode 1: Transmit at channel 5320 MHz by 802.11a Chain 0	



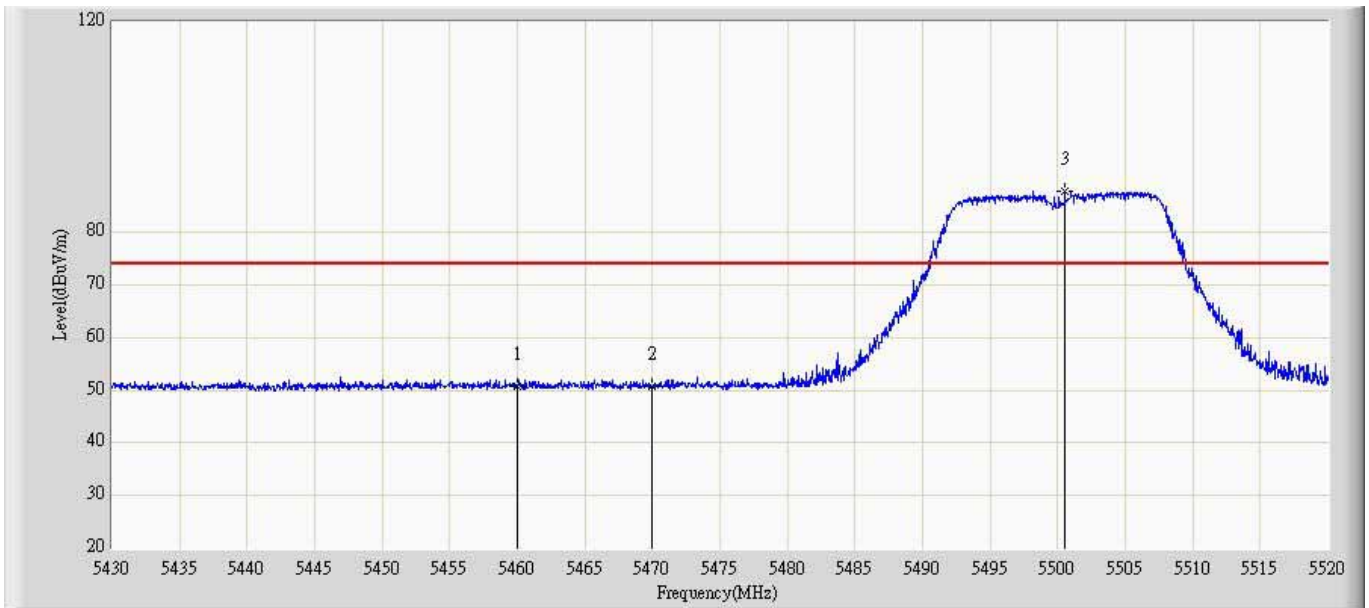
No	Flag	Mark	Frequency (MHz)	Measure Level (dBuV/m)	Reading Level (dBuV)	Over Limit (dB)	Limit (dBuV/m)	Factor	Type
1		*	5325.760	78.622	86.282	N/A	N/A	-7.660	PK
2			5350.000	50.655	58.278	-23.345	74.000	-7.623	PK

Engineer: Brgant	
Site: AC5	Time: 2013/04/15 - 18:42
Limit: FCC_Part15.209_RE(3m)	Margin: 0
Probe: Horn_3117_988(1-18GHz)	Polarity: Horizontal
EUT: WIRELESS-ABGN 3X3 NETWORK MINI PCIE ADAPTER	Power: AC 120V/60Hz
Note: Mode 1: Transmit at channel 5320 MHz by 802.11a Chain 0	



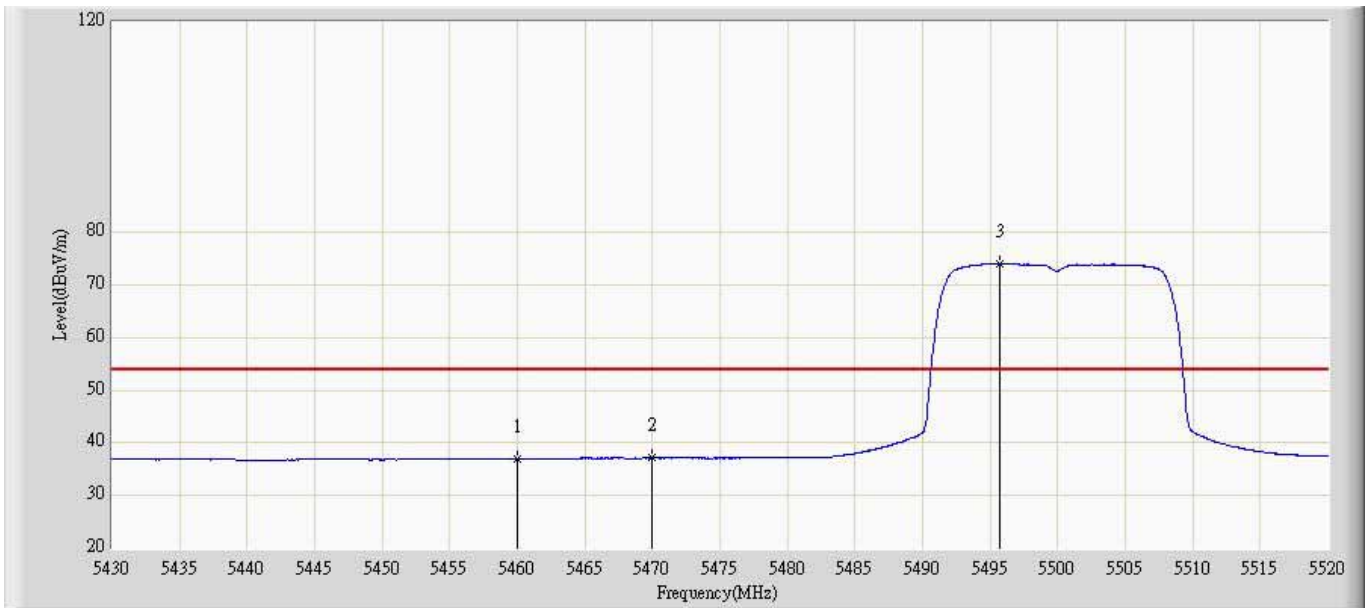
No	Flag	Mark	Frequency (MHz)	Measure Level (dBuV/m)	Reading Level (dBuV)	Over Limit (dB)	Limit (dBuV/m)	Factor	Type
1		*	5324.760	65.914	73.574	N/A	N/A	-7.660	AV
2			5350.000	36.783	44.406	-17.217	54.000	-7.623	AV

Engineer: Brgant	
Site: AC5	Time: 2013/04/15 - 19:05
Limit: FCC_Part15.209_RE(3m)	Margin: 0
Probe: Horn_3117_988(1-18GHz)	Polarity: Vertical
EUT: WIRELESS-ABGN 3X3 NETWORK MINI PCIE ADAPTER	Power: AC 120V/60Hz
Note: Mode 1: Transmit at channel 5500 MHz by 802.11a Chain 0	



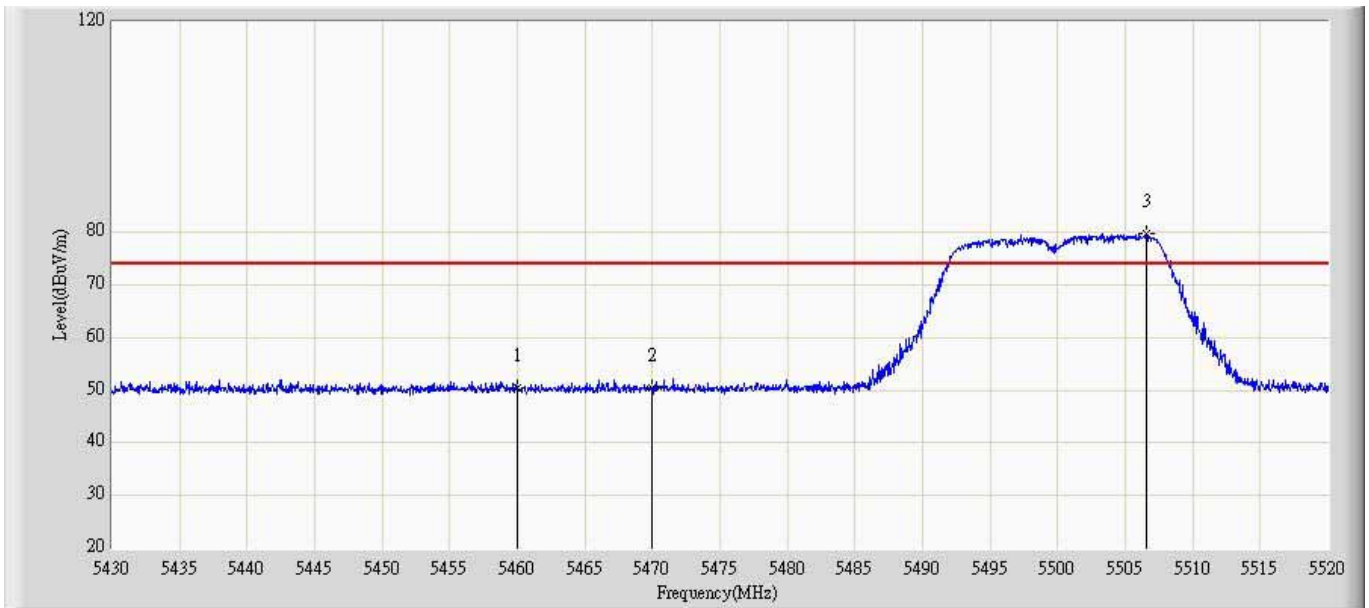
No	Flag	Mark	Frequency (MHz)	Measure Level (dBuV/m)	Reading Level (dBuV)	Over Limit (dB)	Limit (dBuV/m)	Factor	Type
1			5460.000	50.799	58.420	-23.201	74.000	-7.621	PK
2			5470.000	50.836	58.432	-37.464	88.300	-7.596	PK
3		*	5500.515	87.716	95.292	N/A	N/A	-7.576	PK

Engineer: Brgant	
Site: AC5	Time: 2013/04/15 - 19:06
Limit: FCC_Part15.209_RE(3m)	Margin: 0
Probe: Horn_3117_988(1-18GHz)	Polarity: Vertical
EUT: WIRELESS-ABGN 3X3 NETWORK MINI PCIE ADAPTER	Power: AC 120V/60Hz
Note: Mode 1: Transmit at channel 5500 MHz by 802.11a Chain 0	



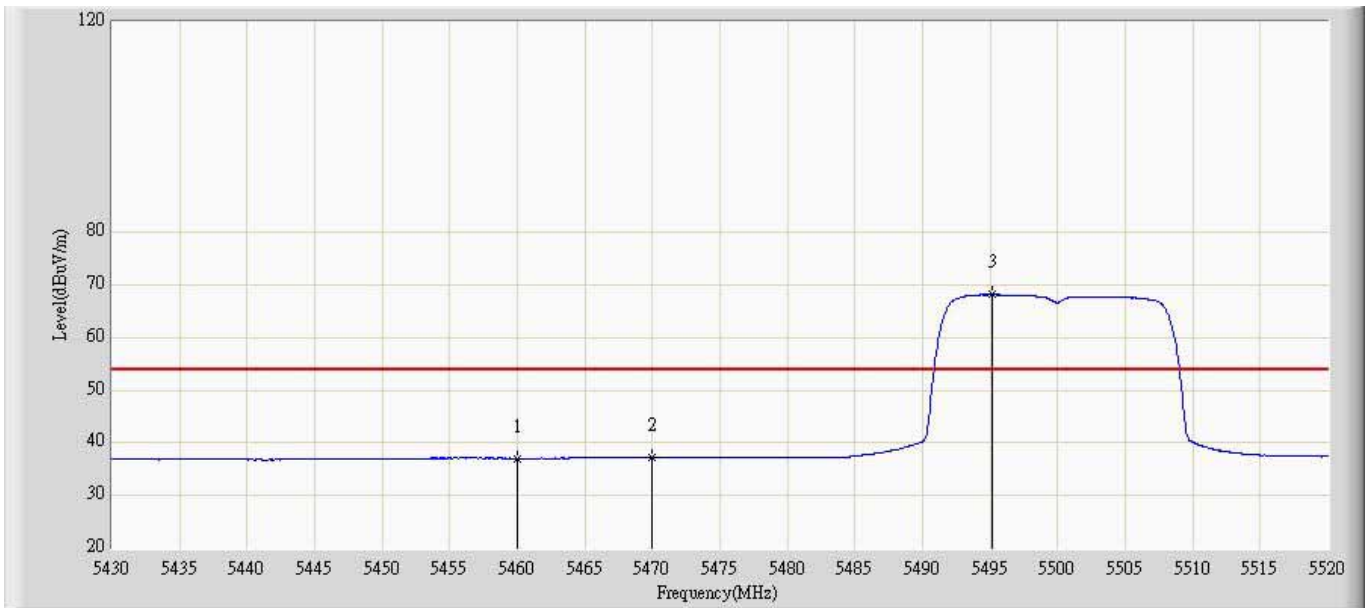
No	Flag	Mark	Frequency (MHz)	Measure Level (dBuV/m)	Reading Level (dBuV)	Over Limit (dB)	Limit (dBuV/m)	Factor	Type
1			5460.000	36.985	44.606	-17.015	54.000	-7.621	AV
2			5470.000	37.132	44.728	-31.168	68.3	-7.596	AV
3		*	5495.745	73.949	81.526	N/A	N/A	-7.577	AV

Engineer: Brgant	
Site: AC5	Time: 2013/04/15 - 19:06
Limit: FCC_Part15.209_RE(3m)	Margin: 0
Probe: Horn_3117_988(1-18GHz)	Polarity: Horizontal
EUT: WIRELESS-ABGN 3X3 NETWORK MINI PCIE ADAPTER	Power: AC 120V/60Hz
Note: Mode 1: Transmit at channel 5500 MHz by 802.11a Chain 0	



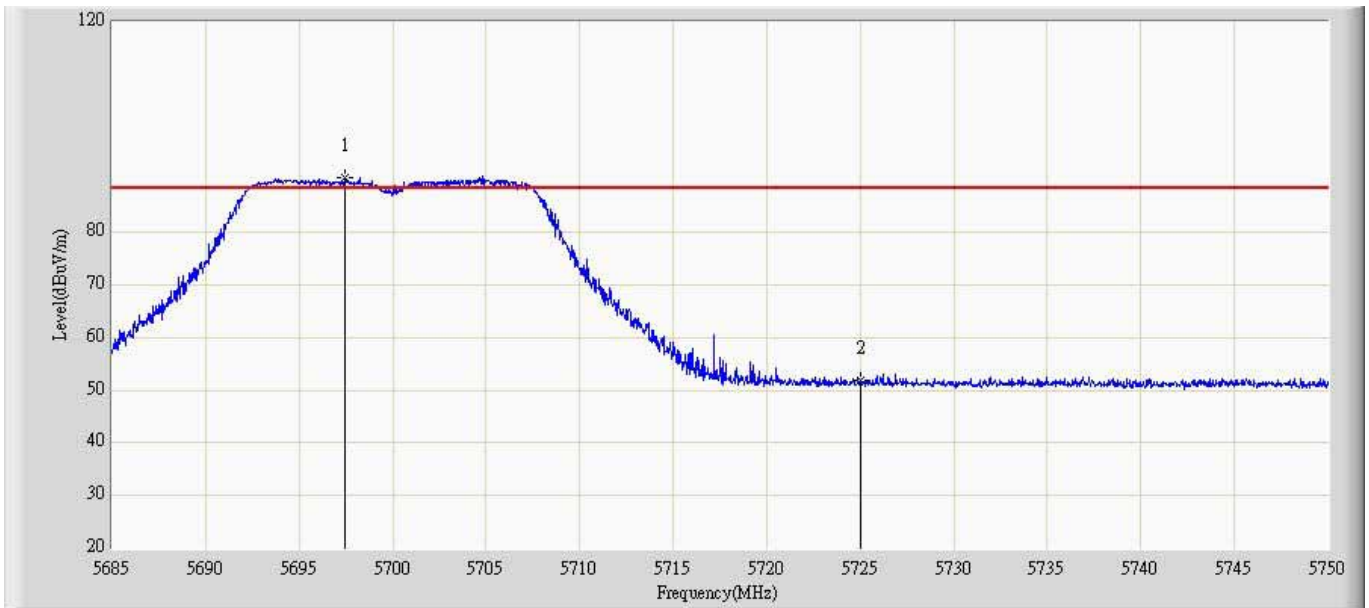
No	Flag	Mark	Frequency (MHz)	Measure Level (dBuV/m)	Reading Level (dBuV)	Over Limit (dB)	Limit (dBuV/m)	Factor	Type
1			5460.000	50.388	57.893	-23.612	74.000	-7.505	PK
2			5470.000	50.550	58.034	-37.750	88.300	-7.484	PK
3		*	5506.545	79.882	87.355	N/A	N/A	-7.473	PK

Engineer: Brgant	
Site: AC5	Time: 2013/04/15 - 19:06
Limit: FCC_Part15.209_RE(3m)	Margin: 0
Probe: Horn_3117_988(1-18GHz)	Polarity: Horizontal
EUT: WIRELESS-ABGN 3X3 NETWORK MINI PCIE ADAPTER	Power: AC 120V/60Hz
Note: Mode 1: Transmit at channel 5500 MHz by 802.11a Chain 0	



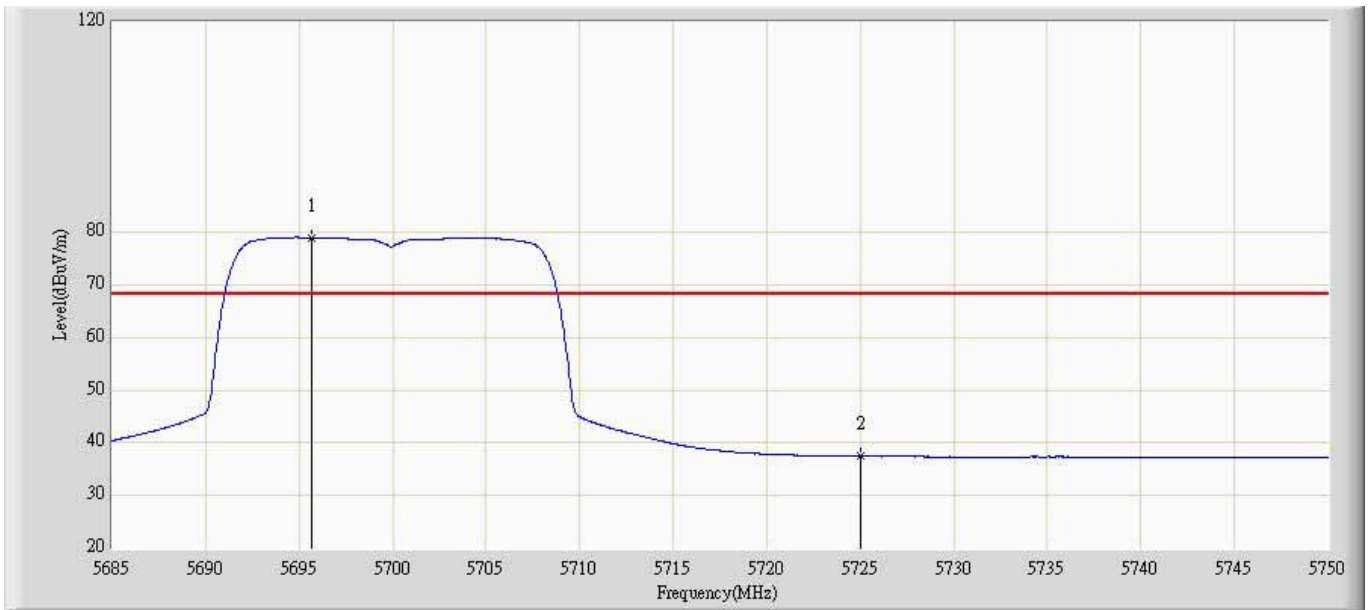
No	Flag	Mark	Frequency (MHz)	Measure Level (dBuV/m)	Reading Level (dBuV)	Over Limit (dB)	Limit (dBuV/m)	Factor	Type
1			5460.000	37.083	44.588	-16.917	54.000	-7.505	AV
2			5470.000	37.158	44.642	-31.142	68.300	-7.484	AV
3		*	5495.160	68.156	75.631	N/A	N/A	-7.475	AV

Engineer: Brgant	
Site: AC5	Time: 2013/04/15 - 19:07
Limit: FCC_Part15.407_RE(3m)	Margin: 0
Probe: Horn_3117_988(1-18GHz)	Polarity: Vertical
EUT: WIRELESS-ABGN 3X3 NETWORK MINI PCIE ADAPTER	Power: AC 120V/60Hz
Note: Mode 1: Transmit at channel 5700 MHz by 802.11a Chain 0	



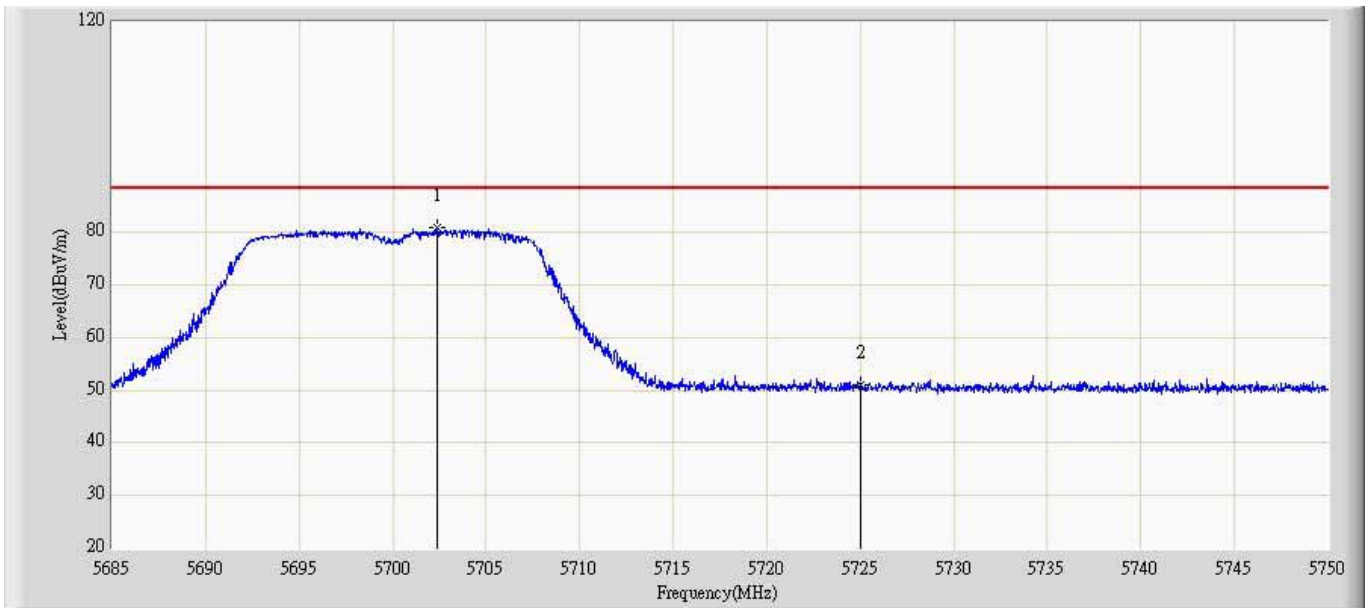
No	Flag	Mark	Frequency (MHz)	Measure Level (dBuV/m)	Reading Level (dBuV)	Over Limit (dB)	Limit (dBuV/m)	Factor	Type
1		*	5697.480	90.500	97.740	N/A	N/A	-7.240	PK
2			5725.000	51.789	58.970	-36.511	88.300	-7.181	PK

Engineer: Brgant	
Site: AC5	Time: 2013/04/15 - 19:08
Limit: FCC_Part15.407_RE(3m)	Margin: 0
Probe: Horn_3117_988(1-18GHz)	Polarity: Vertical
EUT: WIRELESS-ABGN 3X3 NETWORK MINI PCIE ADAPTER	Power: AC 120V/60Hz
Note: Mode 1: Transmit at channel 5700 MHz by 802.11a Chain 0	



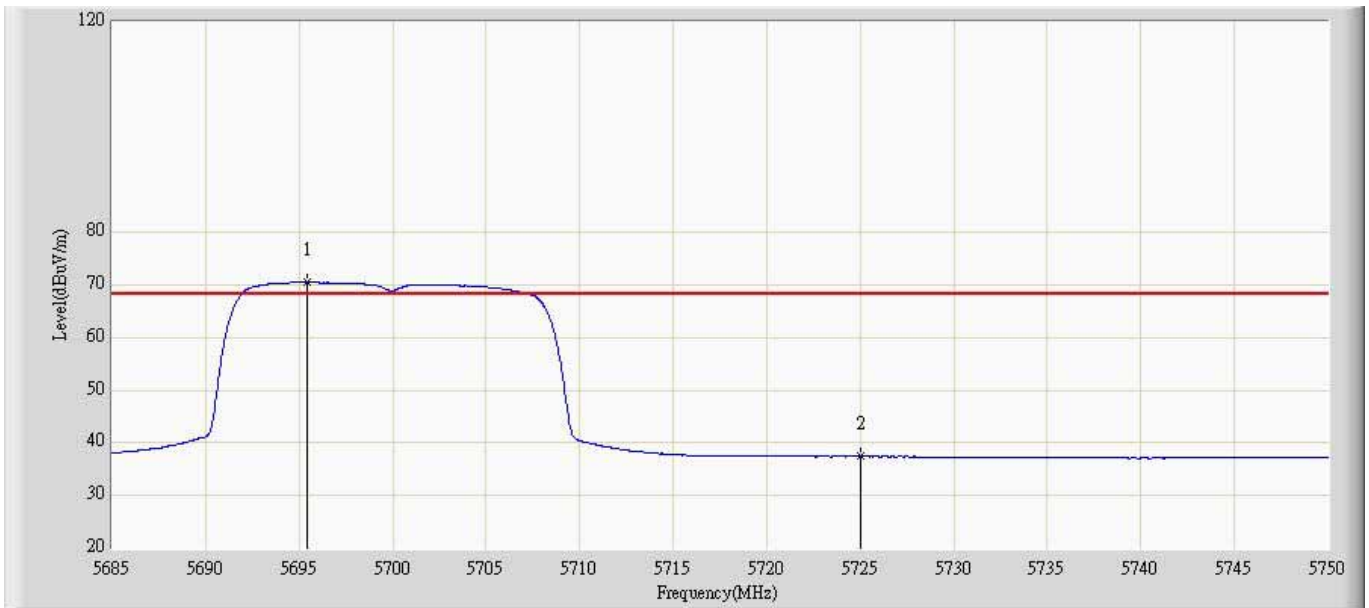
No	Flag	Mark	Frequency (MHz)	Measure Level (dBuV/m)	Reading Level (dBuV)	Over Limit (dB)	Limit (dBuV/m)	Factor	Type
1		*	5695.692	79.008	86.251	N/A	N/A	-7.243	AV
2			5725.000	37.440	44.621	-30.860	68.300	-7.181	AV

Engineer: Brgant	
Site: AC5	Time: 2013/04/15 - 19:09
Limit: FCC_Part15.407_RE(3m)	Margin: 0
Probe: Horn_3117_988(1-18GHz)	Polarity: Horizontal
EUT: WIRELESS-ABGN 3X3 NETWORK MINI PCIE ADAPTER	Power: AC 120V/60Hz
Note: Mode 1: Transmit at channel 5700 MHz by 802.11a Chain 0	



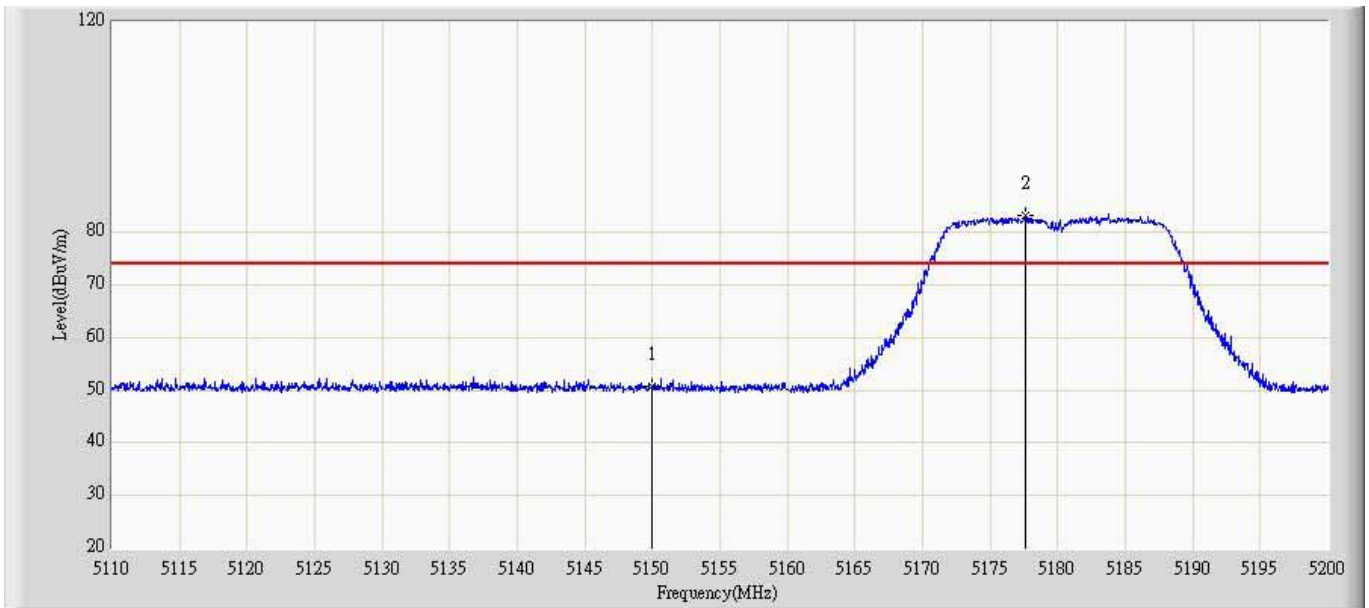
No	Flag	Mark	Frequency (MHz)	Measure Level (dBuV/m)	Reading Level (dBuV)	Over Limit (dB)	Limit (dBuV/m)	Factor	Type
1		*	5702.420	80.886	88.098	N/A	N/A	-7.212	PK
2			5725.000	51.114	58.285	-37.186	88.300	-7.171	PK

Engineer: Brgant	
Site: AC5	Time: 2013/04/15 - 19:10
Limit: FCC_Part15.407_RE(3m)	Margin: 0
Probe: Horn_3117_988(1-18GHz)	Polarity: Horizontal
EUT: WIRELESS-ABGN 3X3 NETWORK MINI PCIE ADAPTER	Power: AC 120V/60Hz
Note: Mode 1: Transmit at channel 5700 MHz by 802.11a Chain 0	



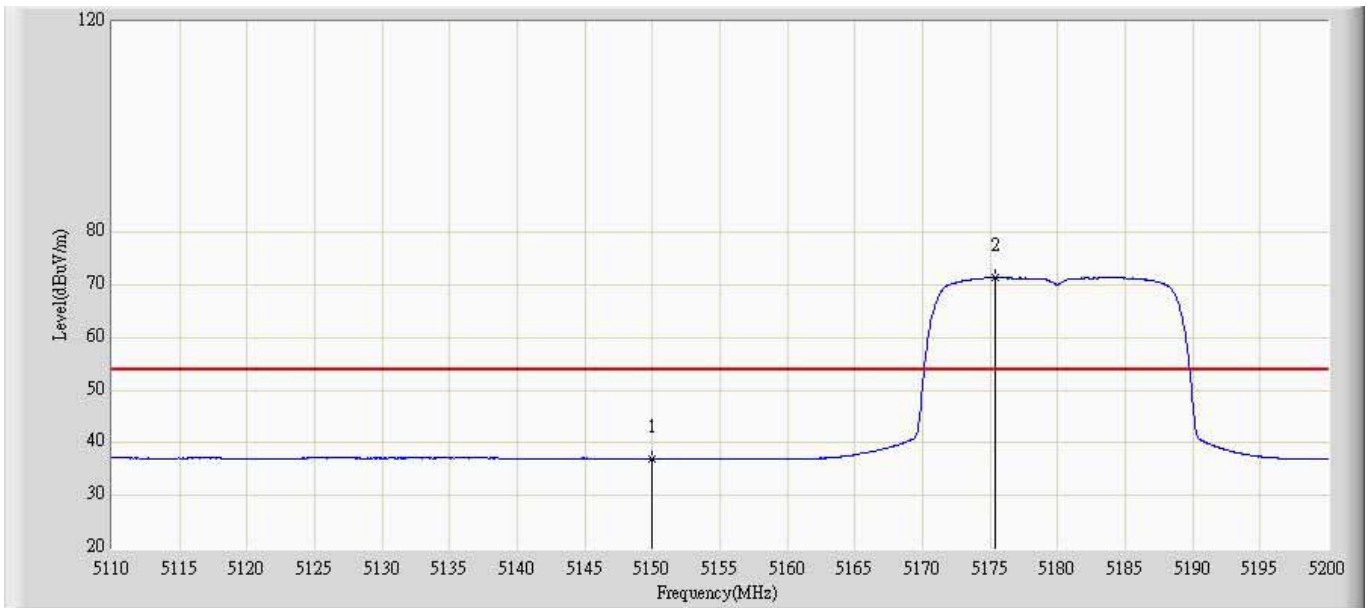
No	Flag	Mark	Frequency (MHz)	Measure Level (dBuV/m)	Reading Level (dBuV)	Over Limit (dB)	Limit (dBuV/m)	Factor	Type
1		*	5695.465	70.480	77.701	N/A	N/A	-7.221	AV
2			5725.000	37.426	44.597	-30.874	68.300	-7.171	AV

Engineer: Brgant	
Site: AC5	Time: 2013/04/15 - 19:12
Limit: FCC_Part15.209_RE(3m)	Margin: 0
Probe: Horn_3117_988(1-18GHz)	Polarity: Vertical
EUT: WIRELESS-ABGN 3X3 NETWORK MINI PCIE ADAPTER	Power: AC 120V/60Hz
Note: Mode 2: Transmit at channel 5180 MHz by 802.11n20 Chain 0	



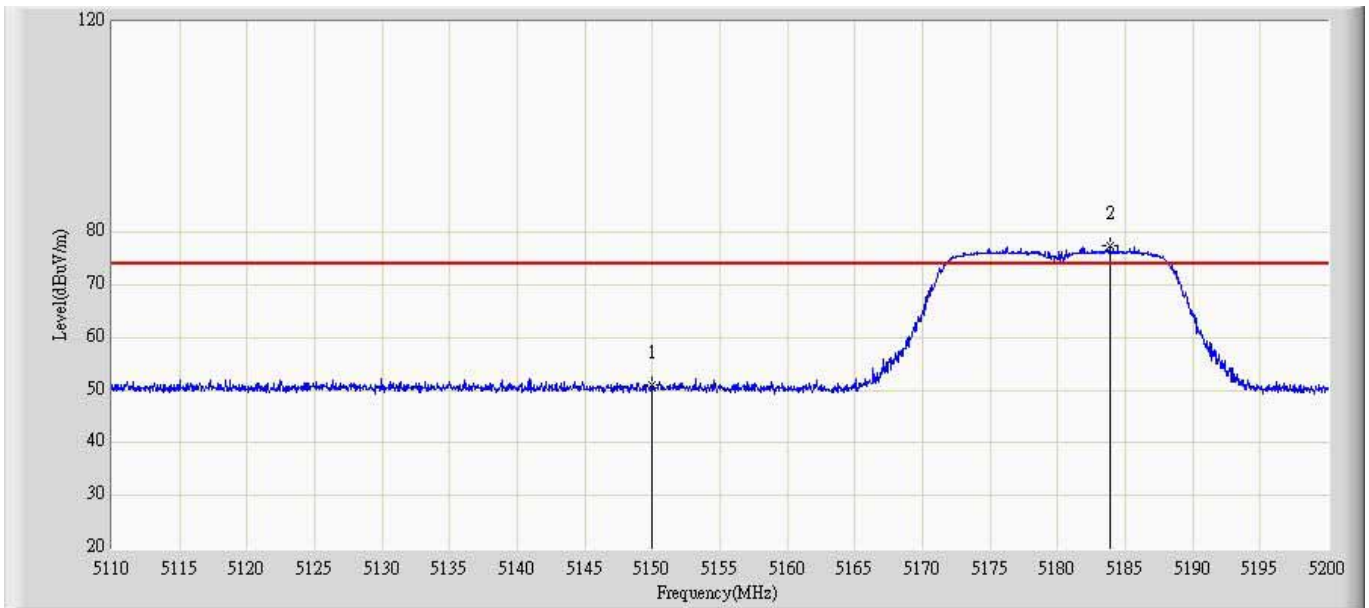
No	Flag	Mark	Frequency (MHz)	Measure Level (dBuV/m)	Reading Level (dBuV)	Over Limit (dB)	Limit (dBuV/m)	Factor	Type
1			5150.000	50.752	58.836	-23.248	74.000	-8.084	PK
2		*	5177.635	83.205	91.230	N/A	N/A	-8.026	PK

Engineer: Brgant	
Site: AC5	Time: 2013/04/15 - 19:15
Limit: FCC_Part15.209_RE(3m)	Margin: 0
Probe: Horn_3117_988(1-18GHz)	Polarity: Vertical
EUT: WIRELESS-ABGN 3X3 NETWORK MINI PCIE ADAPTER	Power: AC 120V/60Hz
Note: Mode 2: Transmit at channel 5180 MHz by 802.11n20 Chain 0	



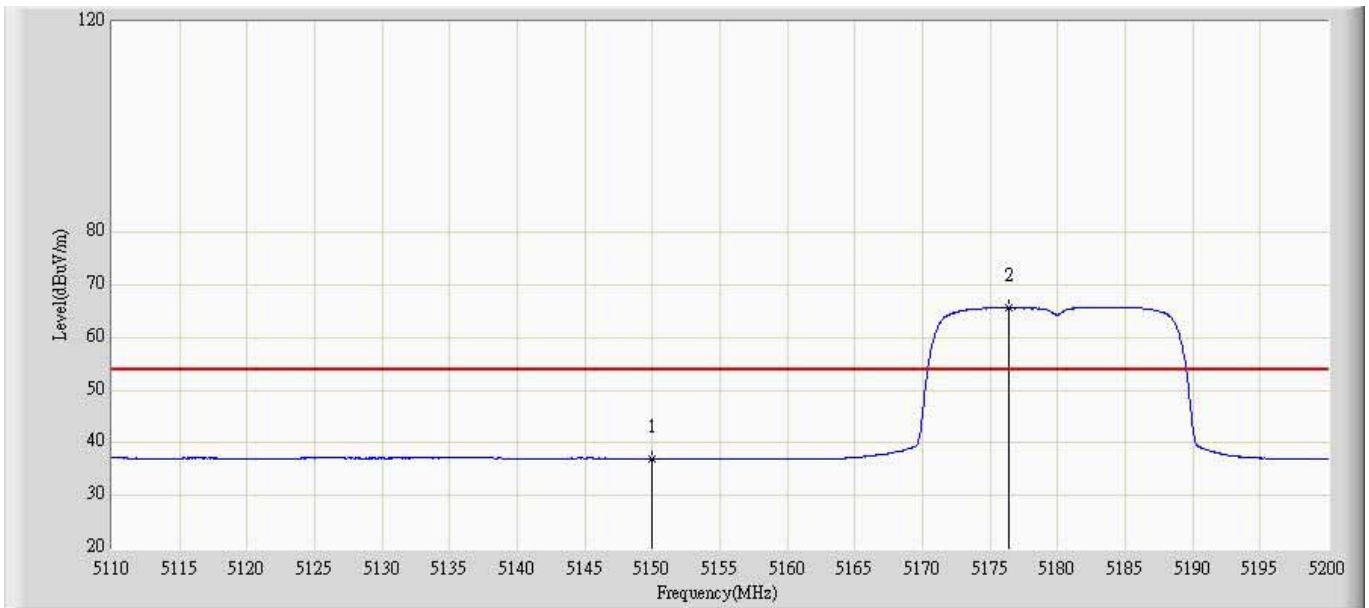
No	Flag	Mark	Frequency (MHz)	Measure Level (dBuV/m)	Reading Level (dBuV)	Over Limit (dB)	Limit (dBuV/m)	Factor	Type
1			5150.000	37.007	45.091	-16.993	54.000	-8.084	AV
2		*	5175.340	71.405	79.433	N/A	N/A	-8.028	AV

Engineer: Brgant	
Site: AC5	Time: 2013/04/15 - 19:16
Limit: FCC_Part15.209_RE(3m)	Margin: 0
Probe: Horn_3117_988(1-18GHz)	Polarity: Horizontal
EUT: WIRELESS-ABGN 3X3 NETWORK MINI PCIE ADAPTER	Power: AC 120V/60Hz
Note: Mode 2: Transmit at channel 5180 MHz by 802.11n20 Chain 0	



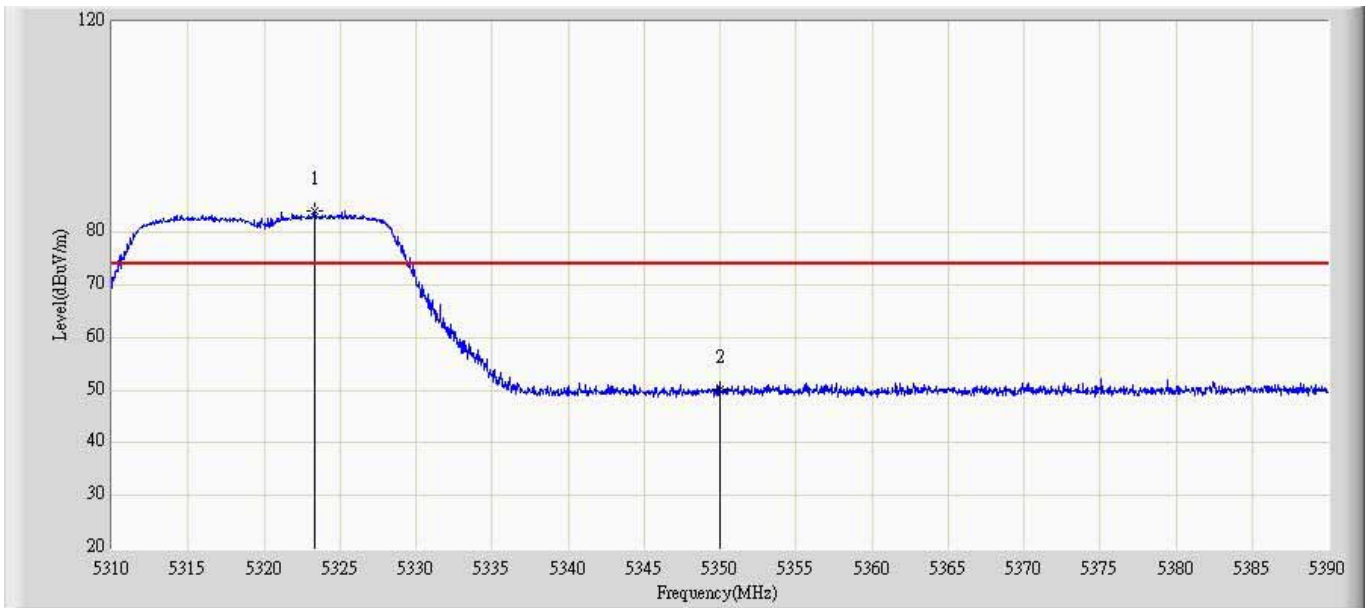
No	Flag	Mark	Frequency (MHz)	Measure Level (dBuV/m)	Reading Level (dBuV)	Over Limit (dB)	Limit (dBuV/m)	Factor	Type
1			5150.000	50.960	59.004	-23.040	74.000	-8.044	PK
2		*	5183.890	77.351	85.273	N/A	N/A	-7.922	PK

Engineer: Brgant	
Site: AC5	Time: 2013/04/15 - 19:18
Limit: FCC_Part15.209_RE(3m)	Margin: 0
Probe: Horn_3117_988(1-18GHz)	Polarity: Horizontal
EUT: WIRELESS-ABGN 3X3 NETWORK MINI PCIE ADAPTER	Power: AC 120V/60Hz
Note: Mode 2: Transmit at channel 5180 MHz by 802.11n20 Chain 0	



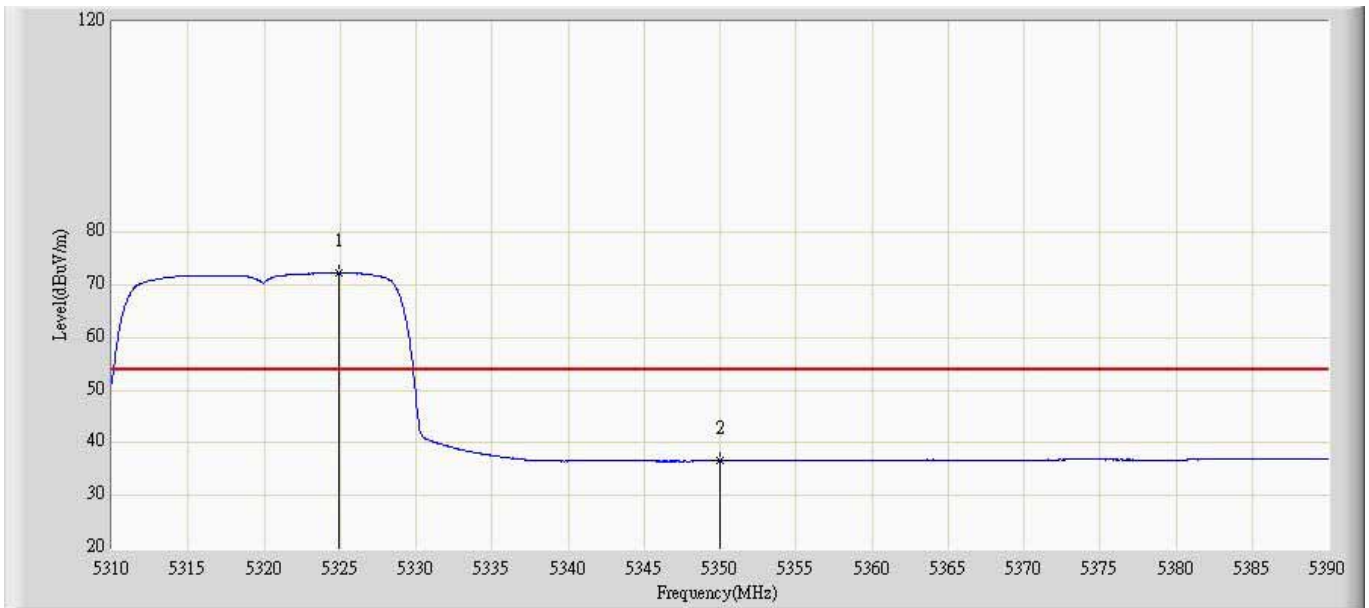
No	Flag	Mark	Frequency (MHz)	Measure Level (dBuV/m)	Reading Level (dBuV)	Over Limit (dB)	Limit (dBuV/m)	Factor	Type
1			5150.000	37.040	45.084	-16.960	54.000	-8.044	AV
2		*	5176.420	65.640	73.584	N/A	N/A	-7.944	AV

Engineer: Brgant	
Site: AC5	Time: 2013/04/15 - 19:20
Limit: FCC_Part15.209_RE(3m)	Margin: 0
Probe: Horn_3117_988(1-18GHz)	Polarity: Vertical
EUT: WIRELESS-ABGN 3X3 NETWORK MINI PCIE ADAPTER	Power: AC 120V/60Hz
Note: Mode 2: Transmit at channel 5320 MHz by 802.11n20 Chain 0	



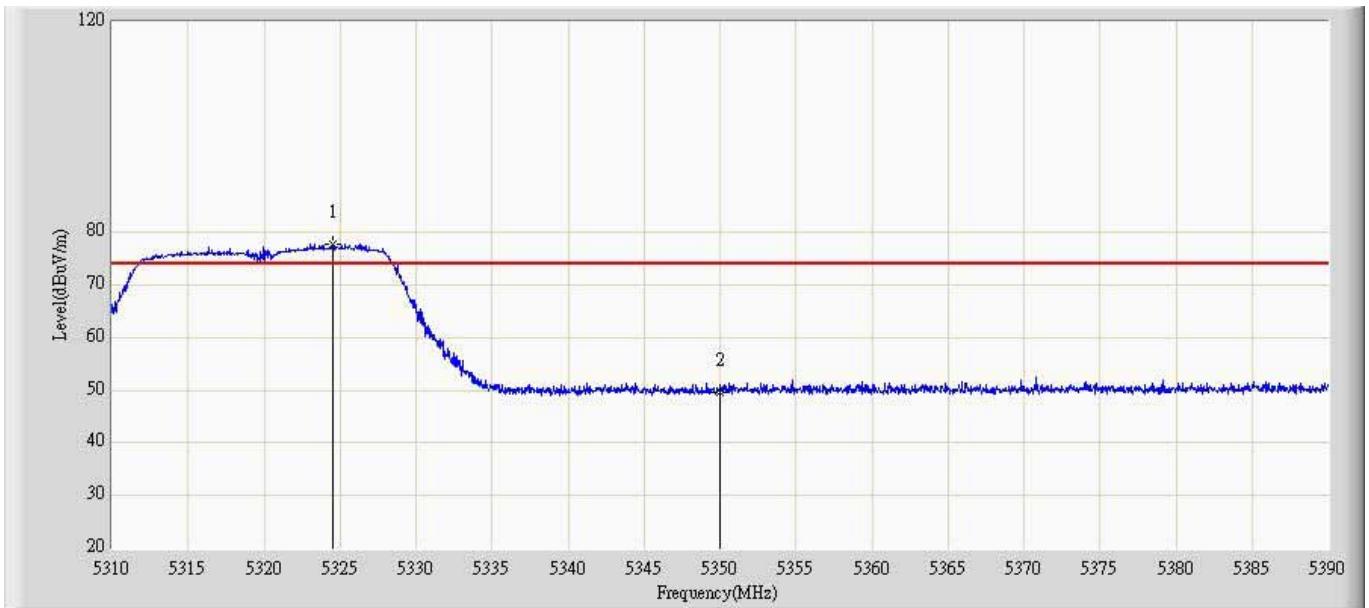
No	Flag	Mark	Frequency (MHz)	Measure Level (dBuV/m)	Reading Level (dBuV)	Over Limit (dB)	Limit (dBuV/m)	Factor	Type
1		*	5323.360	84.217	92.049	N/A	N/A	-7.832	PK
2			5350.000	50.075	57.858	-23.925	74.000	-7.783	PK

Engineer: Brgant	
Site: AC5	Time: 2013/04/15 - 19:21
Limit: FCC_Part15.209_RE(3m)	Margin: 0
Probe: Horn_3117_988(1-18GHz)	Polarity: Vertical
EUT: WIRELESS-ABGN 3X3 NETWORK MINI PCIE ADAPTER	Power: AC 120V/60Hz
Note: Mode 2: Transmit at channel 5320 MHz by 802.11n20 Chain 0	



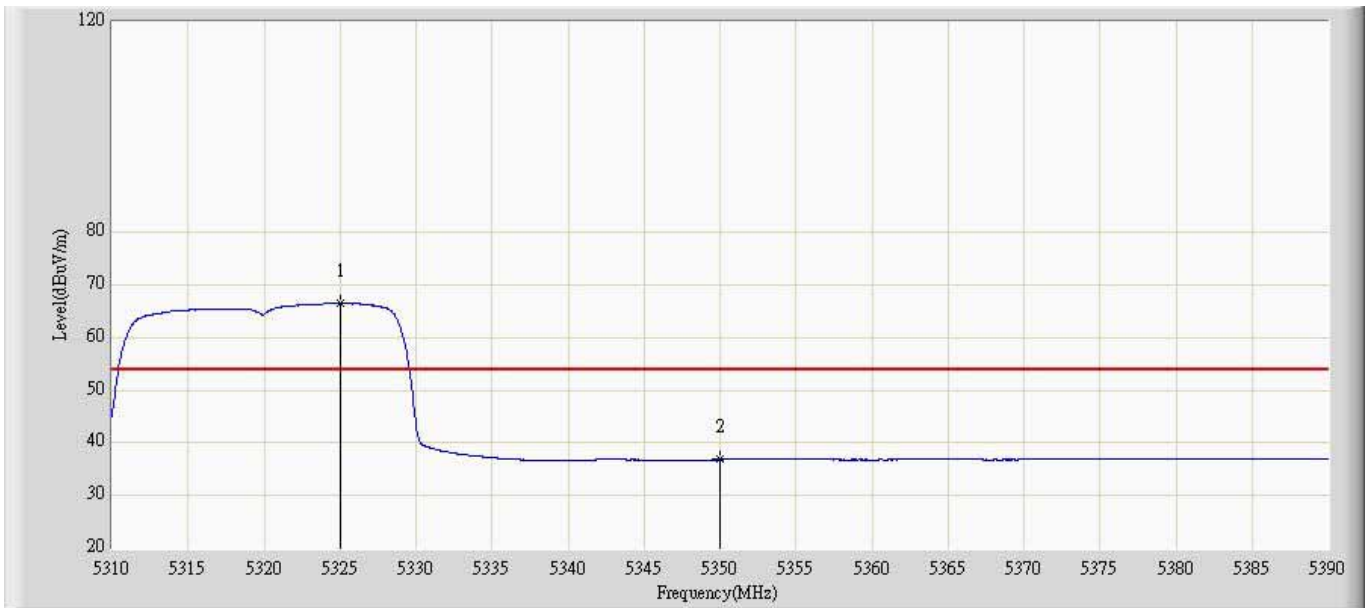
No	Flag	Mark	Frequency (MHz)	Measure Level (dBuV/m)	Reading Level (dBuV)	Over Limit (dB)	Limit (dBuV/m)	Factor	Type
1		*	5324.880	72.331	80.161	N/A	N/A	-7.830	AV
2			5350.000	36.663	44.446	-17.337	54.000	-7.783	AV

Engineer: Brgant	
Site: AC5	Time: 2013/04/15 - 19:22
Limit: FCC_Part15.209_RE(3m)	Margin: 0
Probe: Horn_3117_988(1-18GHz)	Polarity: Horizontal
EUT: WIRELESS-ABGN 3X3 NETWORK MINI PCIE ADAPTER	Power: AC 120V/60Hz
Note: Mode 2: Transmit at channel 5320 MHz by 802.11n20 Chain 0	



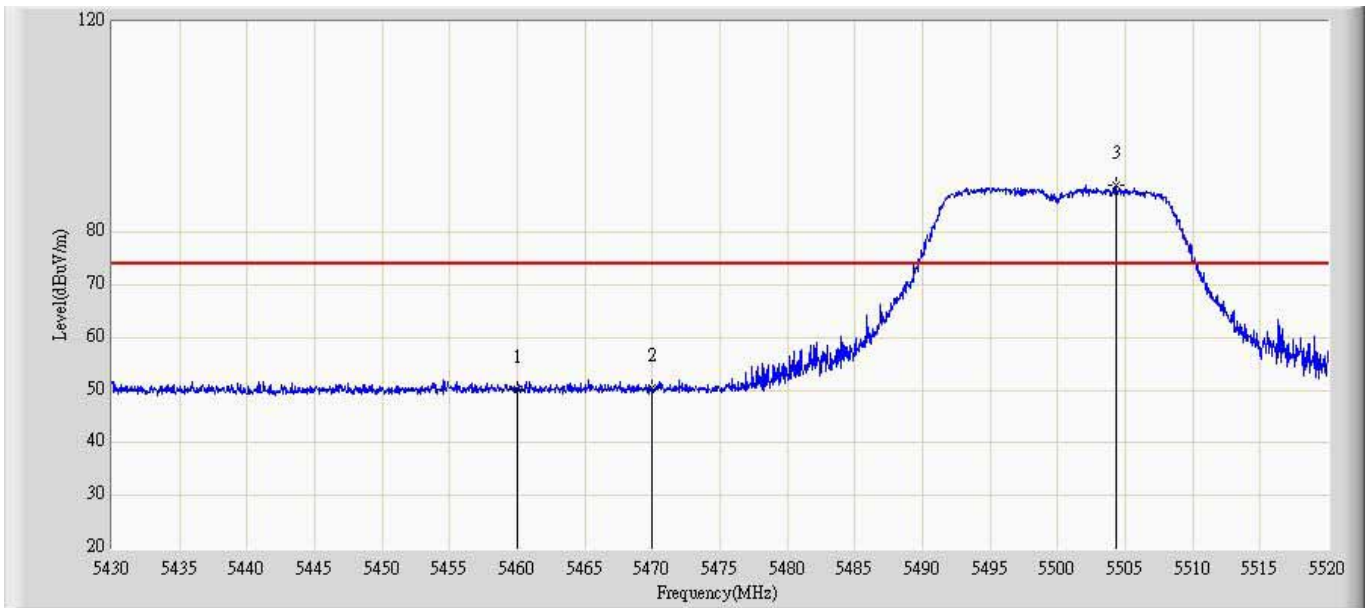
No	Flag	Mark	Frequency (MHz)	Measure Level (dBuV/m)	Reading Level (dBuV)	Over Limit (dB)	Limit (dBuV/m)	Factor	Type
1		*	5324.560	77.656	85.316	N/A	N/A	-7.660	PK
2			5350.000	49.543	57.166	-24.457	74.000	-7.623	PK

Engineer: Brgant	
Site: AC5	Time: 2013/04/15 - 19:24
Limit: FCC_Part15.209_RE(3m)	Margin: 0
Probe: Horn_3117_988(1-18GHz)	Polarity: Horizontal
EUT: WIRELESS-ABGN 3X3 NETWORK MINI PCIE ADAPTER	Power: AC 120V/60Hz
Note: Mode 2: Transmit at channel 5320 MHz by 802.11n20 Chain 0	



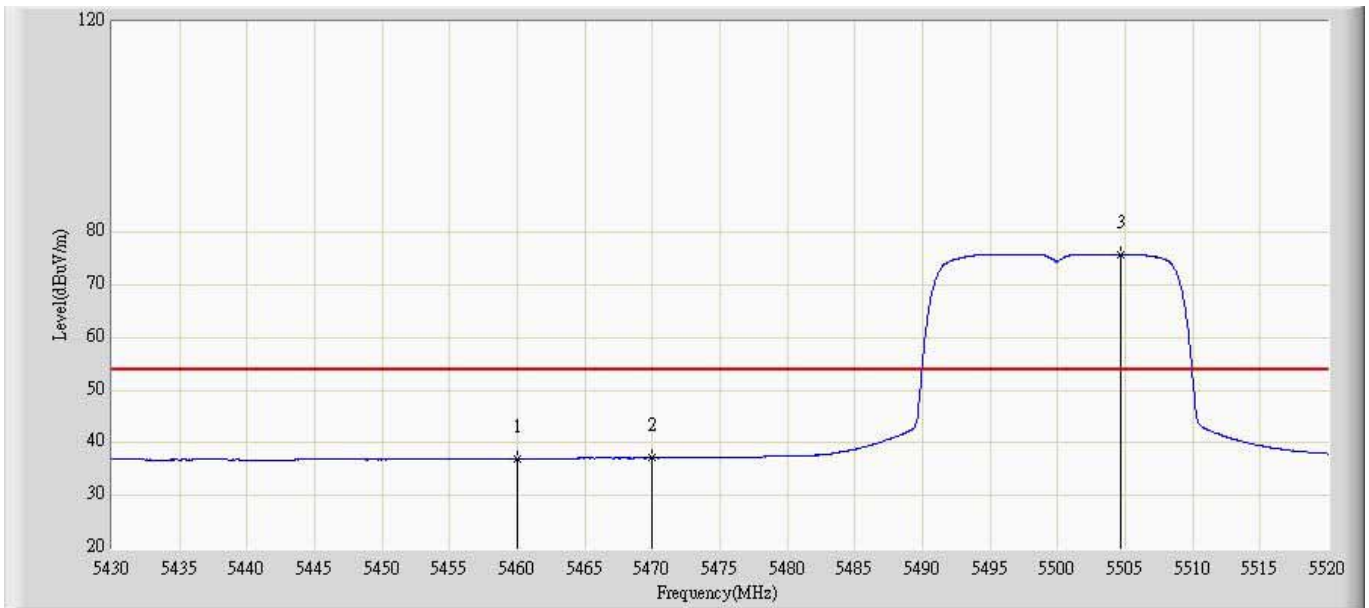
No	Flag	Mark	Frequency (MHz)	Measure Level (dBuV/m)	Reading Level (dBuV)	Over Limit (dB)	Limit (dBuV/m)	Factor	Type
1		*	5325.000	66.517	74.177	N/A	N/A	-7.660	AV
2			5350.000	36.819	44.442	-17.181	54.000	-7.623	AV

Engineer: Brgant	
Site: AC5	Time: 2013/04/15 - 19:25
Limit: FCC_Part15.209_RE(3m)	Margin: 0
Probe: Horn_3117_988(1-18GHz)	Polarity: Vertical
EUT: WIRELESS-ABGN 3X3 NETWORK MINI PCIE ADAPTER	Power: AC 120V/60Hz
Note: Mode 2: Transmit at channel 5500 MHz by 802.11n20 Chain 0	



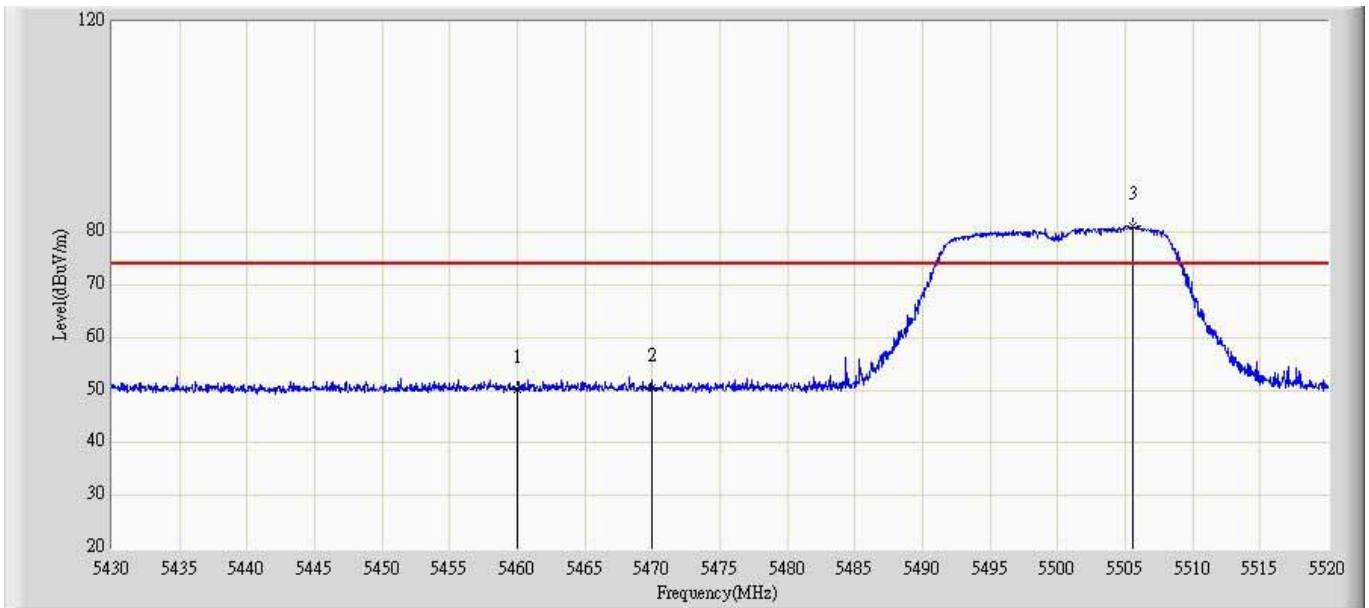
No	Flag	Mark	Frequency (MHz)	Measure Level (dBuV/m)	Reading Level (dBuV)	Over Limit (dB)	Limit (dBuV/m)	Factor	Type
1			5460.000	50.113	57.734	-23.887	74.000	-7.621	PK
2			5470.000	50.353	57.949	-37.947	88.300	-7.596	PK
3		*	5504.295	88.911	96.485	N/A	N/A	-7.574	PK

Engineer: Brgant	
Site: AC5	Time: 2013/04/15 - 19:27
Limit: FCC_Part15.209_RE(3m)	Margin: 0
Probe: Horn_3117_988(1-18GHz)	Polarity: Vertical
EUT: WIRELESS-ABGN 3X3 NETWORK MINI PCIE ADAPTER	Power: AC 120V/60Hz
Note: Mode 2: Transmit at channel 5500 MHz by 802.11n20 Chain 0	



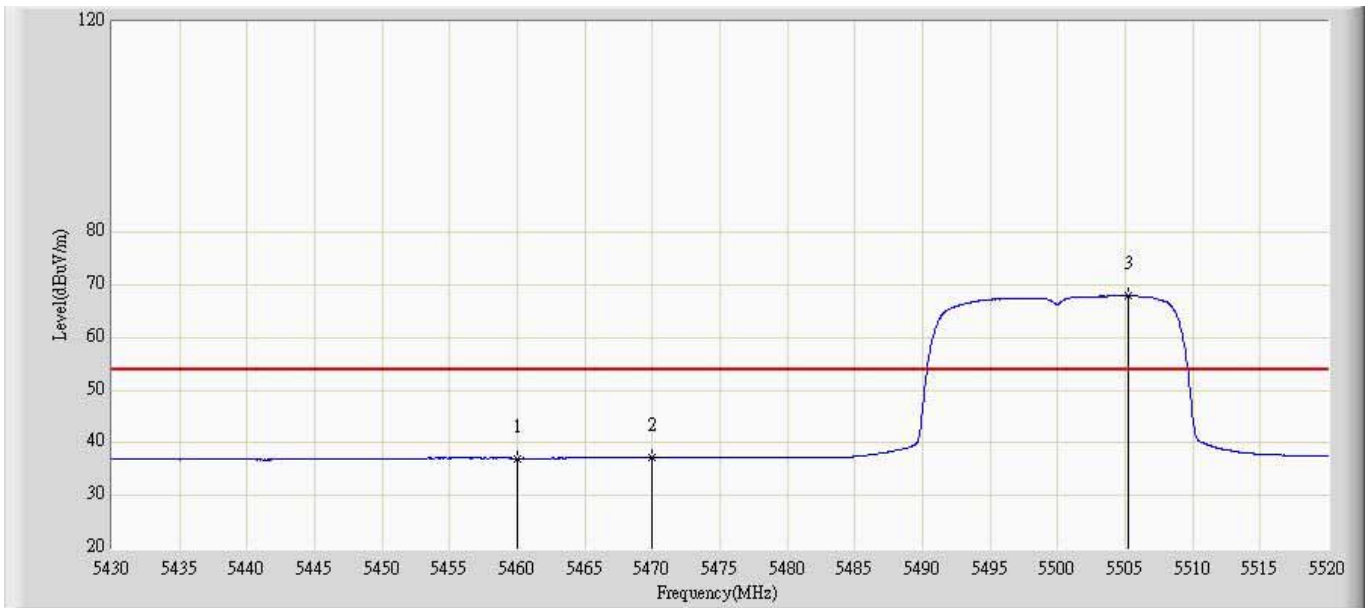
No	Flag	Mark	Frequency (MHz)	Measure Level (dBuV/m)	Reading Level (dBuV)	Over Limit (dB)	Limit (dBuV/m)	Factor	Type
1			5460.000	36.985	44.606	-17.015	54.000	-7.621	AV
2			5470.000	37.118	44.714	-31.182	68.300	-7.596	AV
3		*	5504.700	75.767	83.341	N/A	N/A	-7.574	AV

Engineer: Brgant	
Site: AC5	Time: 2013/04/15 - 19:28
Limit: FCC_Part15.209_RE(3m)	Margin: 0
Probe: Horn_3117_988(1-18GHz)	Polarity: Horizontal
EUT: WIRELESS-ABGN 3X3 NETWORK MINI PCIE ADAPTER	Power: AC 120V/60Hz
Note: Mode 2: Transmit at channel 5500 MHz by 802.11n20 Chain 0	



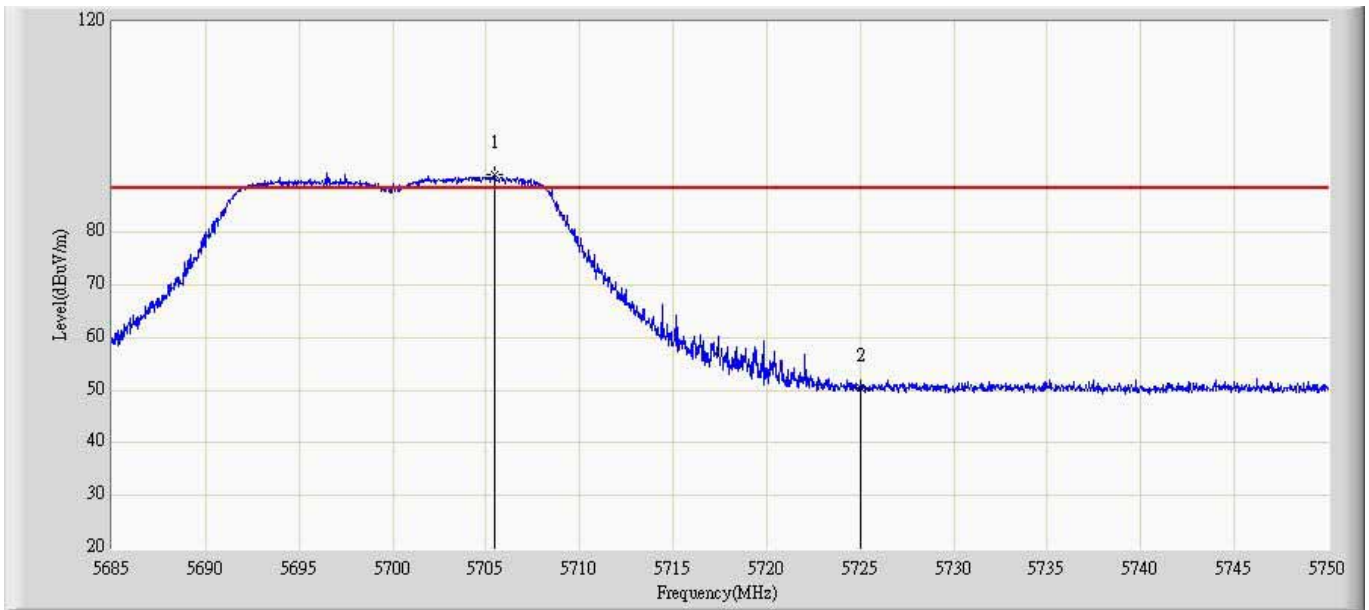
No	Flag	Mark	Frequency (MHz)	Measure Level (dBuV/m)	Reading Level (dBuV)	Over Limit (dB)	Limit (dBuV/m)	Factor	Type
1			5460.000	50.293	57.798	-23.707	74.000	-7.505	PK
2			5470.000	50.584	58.068	-37.716	88.300	-7.484	PK
3		*	5505.510	81.325	88.800	N/A	N/A	-7.476	PK

Engineer: Brgant	
Site: AC5	Time: 2013/04/15 - 19:30
Limit: FCC_Part15.209_RE(3m)	Margin: 0
Probe: Horn_3117_988(1-18GHz)	Polarity: Horizontal
EUT: WIRELESS-ABGN 3X3 NETWORK MINI PCIE ADAPTER	Power: AC 120V/60Hz
Note: Mode 2: Transmit at channel 5500 MHz by 802.11n20 Chain 0	



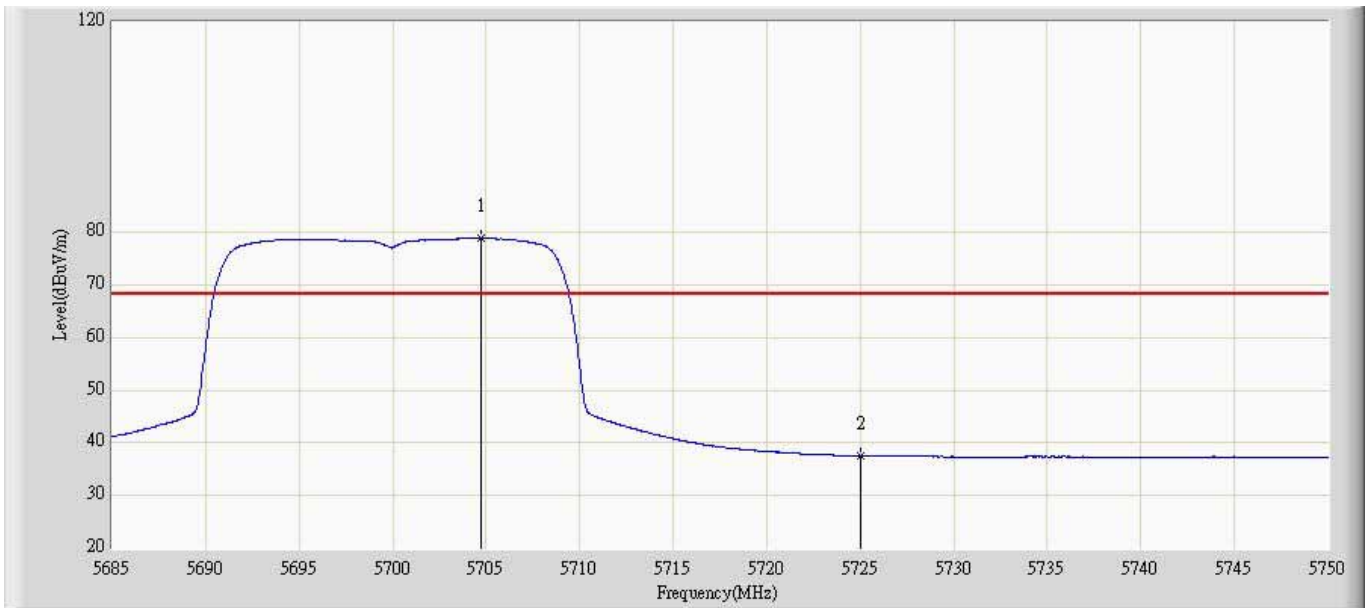
No	Flag	Mark	Frequency (MHz)	Measure Level (dBuV/m)	Reading Level (dBuV)	Over Limit (dB)	Limit (dBuV/m)	Factor	Type
1			5460.000	37.051	44.556	-16.949	54.000	-7.505	AV
2			5470.000	37.200	44.684	-31.100	68.300	-7.484	AV
3		*	5505.240	67.893	75.369	N/A	N/A	-7.476	AV

Engineer: Brgant	
Site: AC5	Time: 2013/04/15 - 19:31
Limit: FCC_Part15.407_RE(3m)	Margin: 0
Probe: Horn_3117_988(1-18GHz)	Polarity: Vertical
EUT: WIRELESS-ABGN 3X3 NETWORK MINI PCIE ADAPTER	Power: AC 120V/60Hz
Note: Mode 2: Transmit at channel 5700 MHz by 802.11n20 Chain 0	



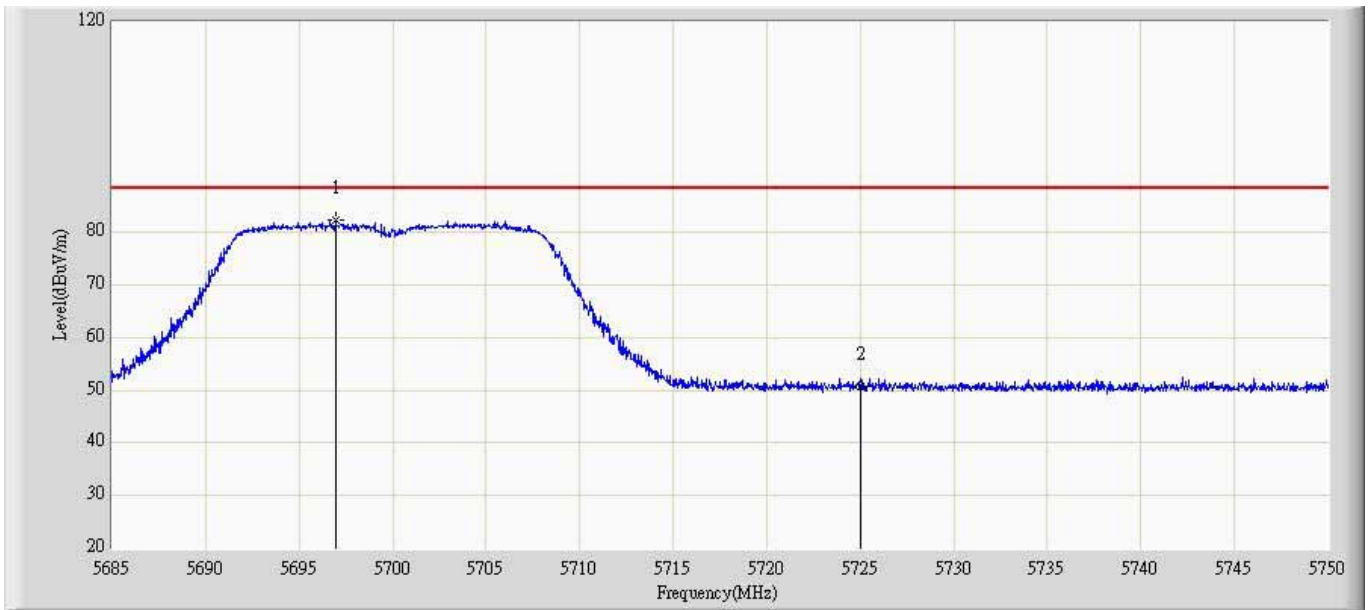
No	Flag	Mark	Frequency (MHz)	Measure Level (dBuV/m)	Reading Level (dBuV)	Over Limit (dB)	Limit (dBuV/m)	Factor	Type
1		*	5705.475	90.941	98.166	N/A	N/A	-7.225	PK
2			5725.000	50.539	57.720	-37.761	88.300	-7.181	PK

Engineer: Brgant	
Site: AC5	Time: 2013/04/15 - 19:33
Limit: FCC_Part15.407_RE(3m)	Margin: 0
Probe: Horn_3117_988(1-18GHz)	Polarity: Vertical
EUT: WIRELESS-ABGN 3X3 NETWORK MINI PCIE ADAPTER	Power: AC 120V/60Hz
Note: Mode 2: Transmit at channel 5700 MHz by 802.11n20 Chain 0	



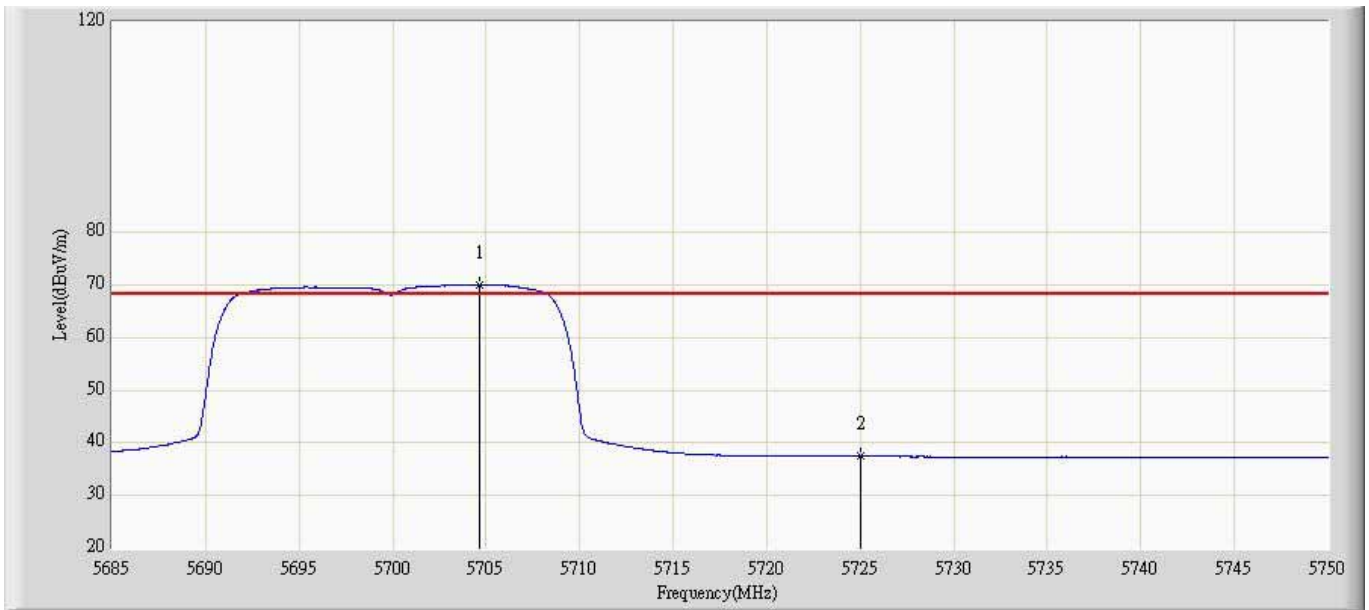
No	Flag	Mark	Frequency (MHz)	Measure Level (dBuV/m)	Reading Level (dBuV)	Over Limit (dB)	Limit (dBuV/m)	Factor	Type
1		*	5704.728	78.851	86.078	N/A	N/A	-7.226	AV
2			5725.000	37.520	44.701	-30.780	68.300	-7.181	AV

Engineer: Brgant	
Site: AC5	Time: 2013/04/15 - 19:33
Limit: FCC_Part15.407_RE(3m)	Margin: 0
Probe: Horn_3117_988(1-18GHz)	Polarity: Horizontal
EUT: WIRELESS-ABGN 3X3 NETWORK MINI PCIE ADAPTER	Power: AC 120V/60Hz
Note: Mode 2: Transmit at channel 5700 MHz by 802.11n20 Chain 0	



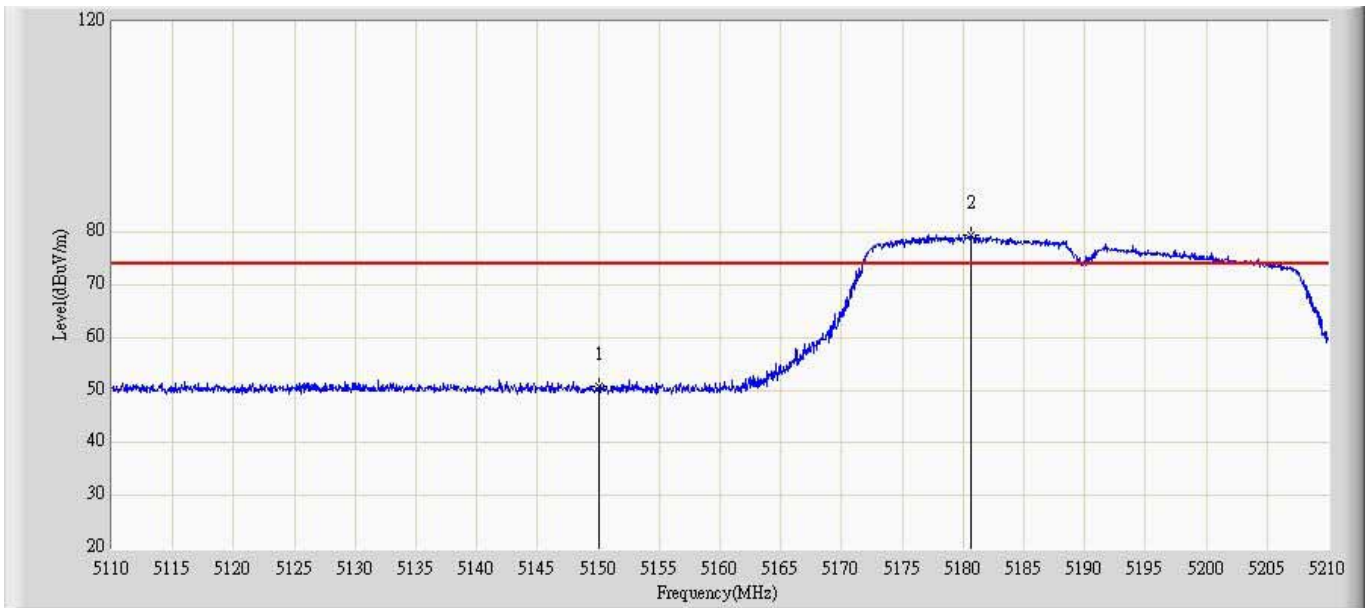
No	Flag	Mark	Frequency (MHz)	Measure Level (dBuV/m)	Reading Level (dBuV)	Over Limit (dB)	Limit (dBuV/m)	Factor	Type
1		*	5696.928	82.360	89.579	N/A	N/A	-7.219	PK
2			5725.000	50.782	57.953	-37.518	88.300	-7.171	PK

Engineer: Brgant	
Site: AC5	Time: 2013/04/15 - 19:35
Limit: FCC_Part15.407_RE(3m)	Margin: 0
Probe: Horn_3117_988(1-18GHz)	Polarity: Horizontal
EUT: WIRELESS-ABGN 3X3 NETWORK MINI PCIE ADAPTER	Power: AC 120V/60Hz
Note: Mode 2: Transmit at channel 5700 MHz by 802.11n20 Chain 0	



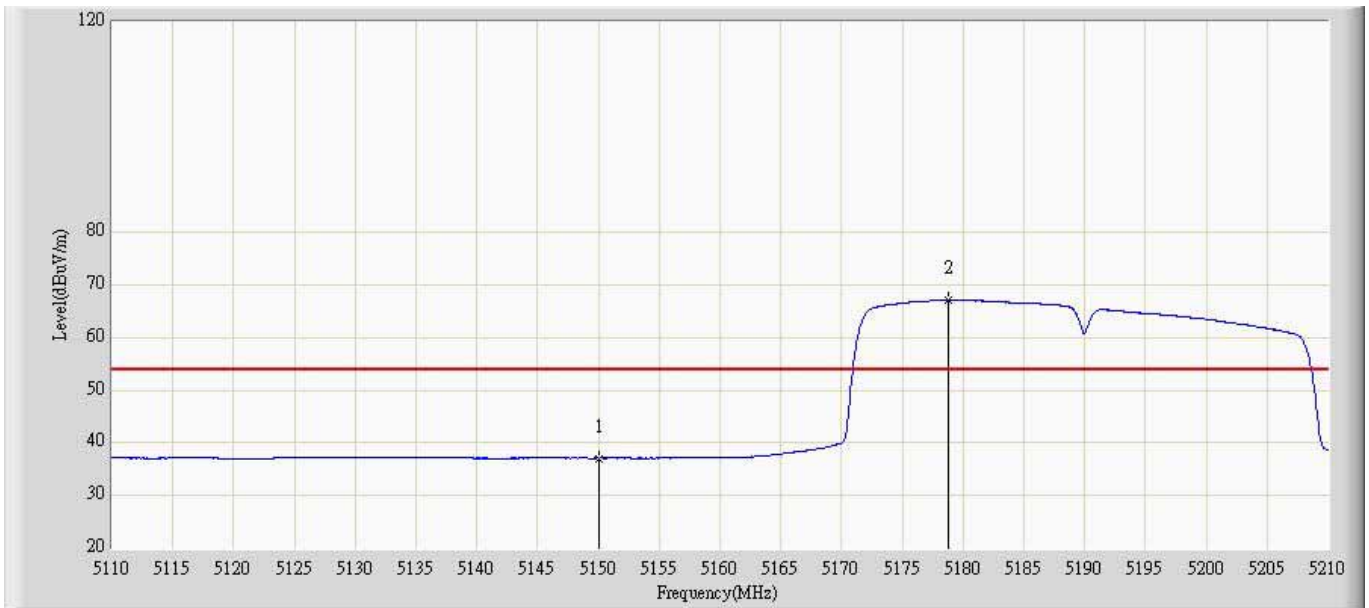
No	Flag	Mark	Frequency (MHz)	Measure Level (dBuV/m)	Reading Level (dBuV)	Over Limit (dB)	Limit (dBuV/m)	Factor	Type
1		*	5704.663	70.055	77.264	N/A	N/A	-7.208	AV
2			5725.000	37.446	44.617	-30.854	68.300	-7.171	AV

Engineer: Brgant	
Site: AC5	Time: 2013/04/15 - 19:37
Limit: FCC_Part15.209_RE(3m)	Margin: 0
Probe: Horn_3117_988(1-18GHz)	Polarity: Vertical
EUT: WIRELESS-ABGN 3X3 NETWORK MINI PCIE ADAPTER	Power: AC 120V/60Hz
Note: Mode 3: Transmit at channel 5190 MHz by 802.11n40 Chain 0	



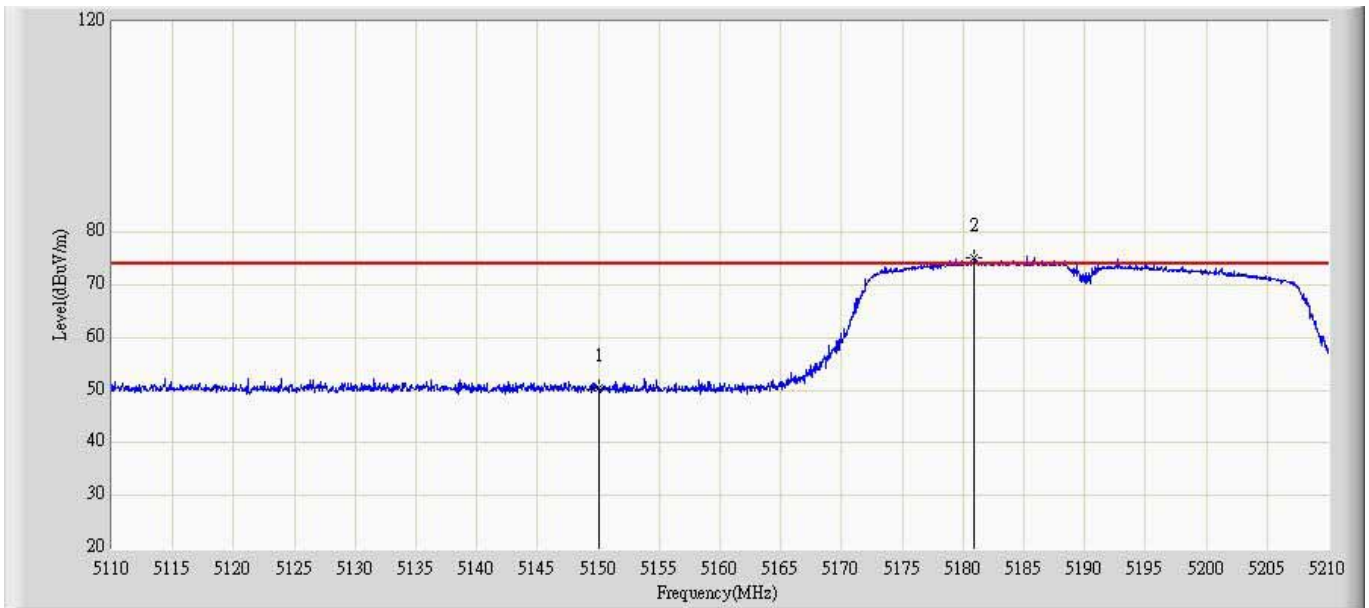
No	Flag	Mark	Frequency (MHz)	Measure Level (dBuV/m)	Reading Level (dBuV)	Over Limit (dB)	Limit (dBuV/m)	Factor	Type
1			5150.000	50.708	58.752	-23.292	74.000	-8.044	PK
2		*	5180.650	79.571	87.504	N/A	N/A	-7.933	PK

Engineer: Brgant	
Site: AC5	Time: 2013/04/15 - 19:38
Limit: FCC_Part15.209_RE(3m)	Margin: 0
Probe: Horn_3117_988(1-18GHz)	Polarity: Vertical
EUT: WIRELESS-ABGN 3X3 NETWORK MINI PCIE ADAPTER	Power: AC 120V/60Hz
Note: Mode 3: Transmit at channel 5190 MHz by 802.11n40 Chain 0	



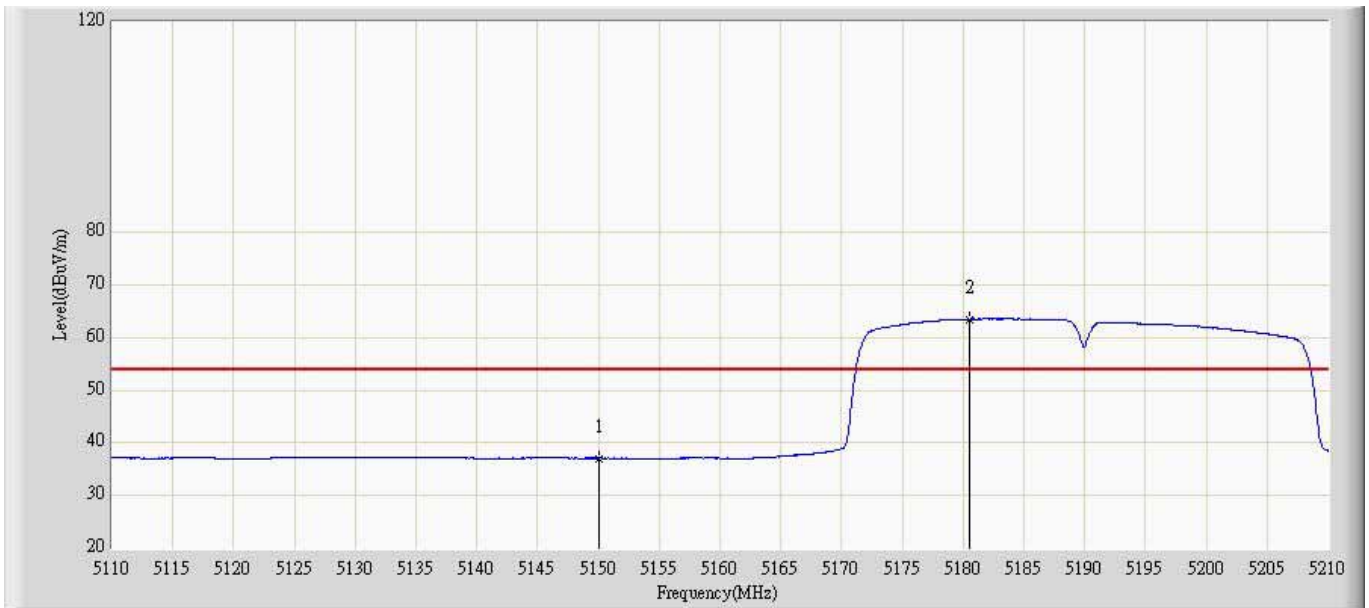
No	Flag	Mark	Frequency (MHz)	Measure Level (dBuV/m)	Reading Level (dBuV)	Over Limit (dB)	Limit (dBuV/m)	Factor	Type
1			5150.000	37.091	45.135	-16.909	54.000	-8.044	AV
2		*	5178.750	67.079	75.017	N/A	N/A	-7.938	AV

Engineer: Brgant	
Site: AC5	Time: 2013/04/15 - 19:40
Limit: FCC_Part15.209_RE(3m)	Margin: 0
Probe: Horn_3117_988(1-18GHz)	Polarity: Horizontal
EUT: WIRELESS-ABGN 3X3 NETWORK MINI PCIE ADAPTER	Power: AC 120V/60Hz
Note: Mode 3: Transmit at channel 5190 MHz by 802.11n40 Chain 0	



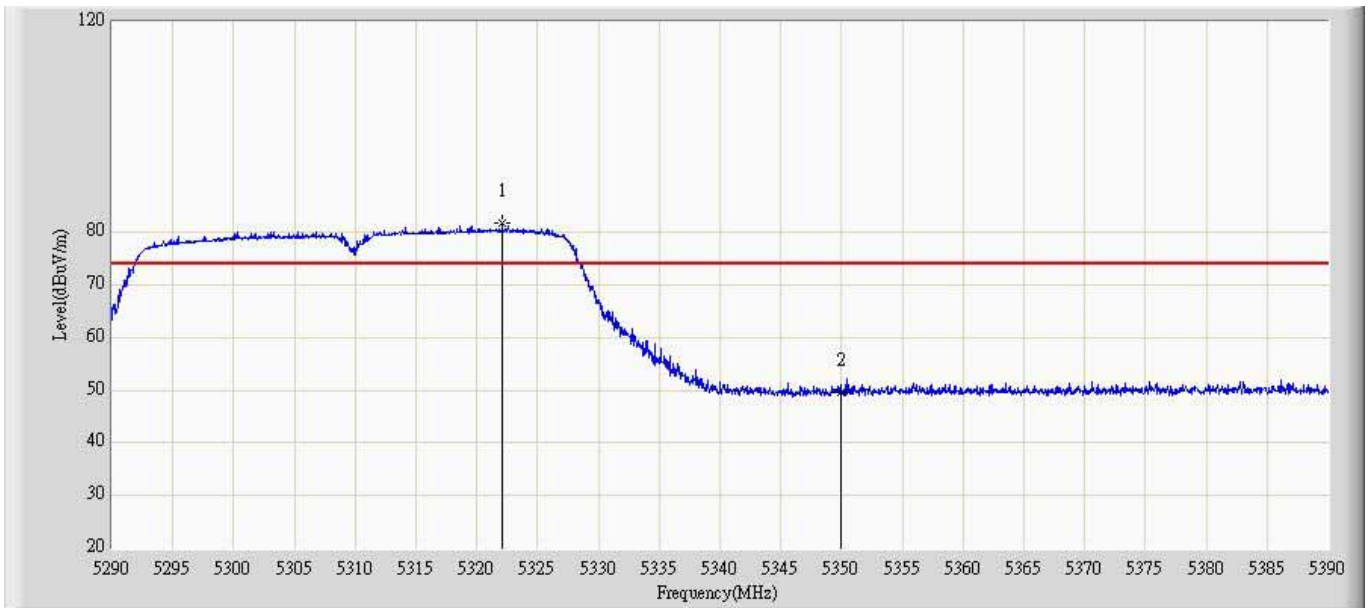
No	Flag	Mark	Frequency (MHz)	Measure Level (dBuV/m)	Reading Level (dBuV)	Over Limit (dB)	Limit (dBuV/m)	Factor	Type
1			5150.000	50.338	58.382	-23.662	74.000	-8.044	PK
2		*	5180.950	75.162	83.094	N/A	N/A	-7.933	PK

Engineer: Brgant	
Site: AC5	Time: 2013/04/15 - 19:41
Limit: FCC_Part15.209_RE(3m)	Margin: 0
Probe: Horn_3117_988(1-18GHz)	Polarity: Horizontal
EUT: WIRELESS-ABGN 3X3 NETWORK MINI PCIE ADAPTER	Power: AC 120V/60Hz
Note: Mode 3: Transmit at channel 5190 MHz by 802.11n40 Chain 0	



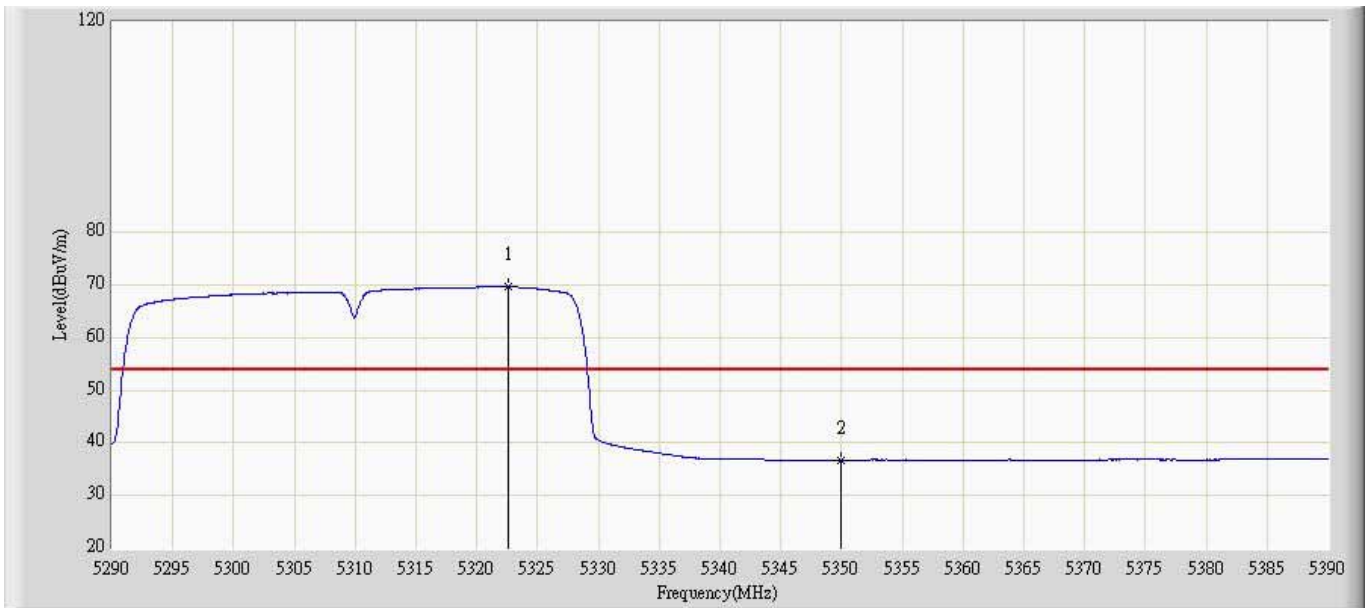
No	Flag	Mark	Frequency (MHz)	Measure Level (dBuV/m)	Reading Level (dBuV)	Over Limit (dB)	Limit (dBuV/m)	Factor	Type
1			5150.000	37.067	45.111	-16.933	54.000	-8.044	AV
2		*	5180.550	63.529	71.462	N/A	N/A	-7.933	AV

Engineer: Brgant	
Site: AC5	Time: 2013/04/15 - 19:43
Limit: FCC_Part15.209_RE(3m)	Margin: 0
Probe: Horn_3117_988(1-18GHz)	Polarity: Vertical
EUT: WIRELESS-ABGN 3X3 NETWORK MINI PCIE ADAPTER	Power: AC 120V/60Hz
Note: Mode 3: Transmit at channel 5310 MHz by 802.11n40 Chain 0	



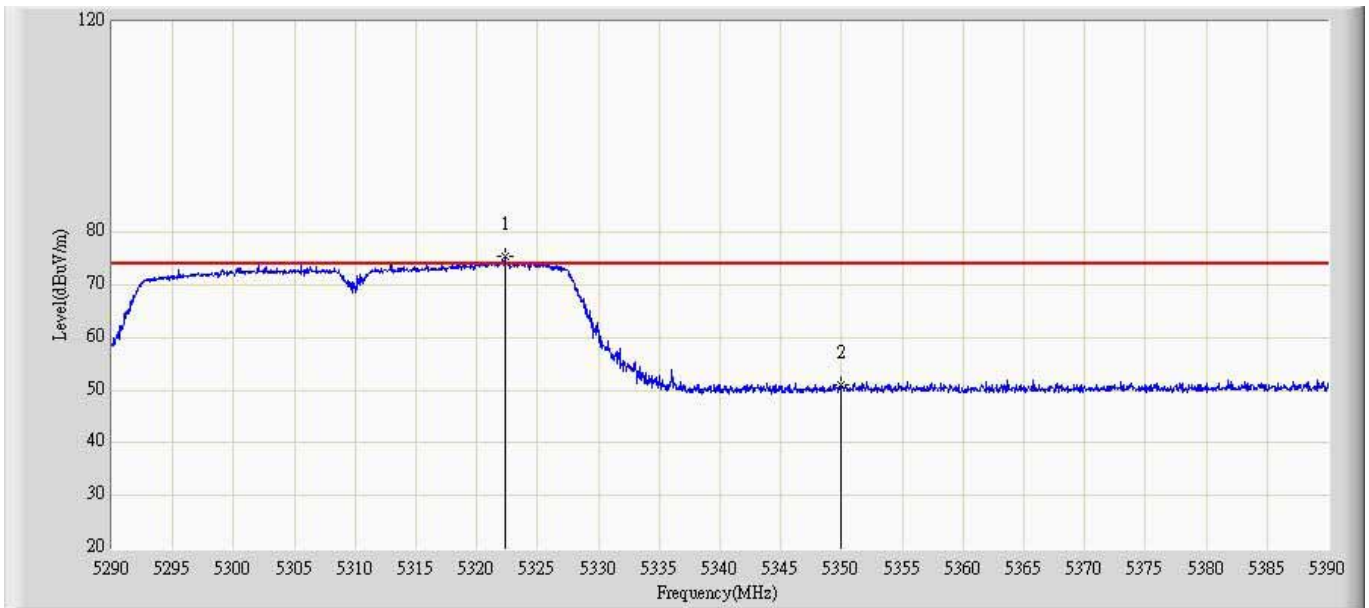
No	Flag	Mark	Frequency (MHz)	Measure Level (dBuV/m)	Reading Level (dBuV)	Over Limit (dB)	Limit (dBuV/m)	Factor	Type
1		*	5322.100	81.722	89.555	N/A	N/A	-7.833	PK
2			5350.000	49.589	57.372	-24.411	74.000	-7.783	PK

Engineer: Brgant	
Site: AC5	Time: 2013/04/15 - 19:45
Limit: FCC_Part15.209_RE(3m)	Margin: 0
Probe: Horn_3117_988(1-18GHz)	Polarity: Vertical
EUT: WIRELESS-ABGN 3X3 NETWORK MINI PCIE ADAPTER	Power: AC 120V/60Hz
Note: Mode 3: Transmit at channel 5310 MHz by 802.11n40 Chain 0	



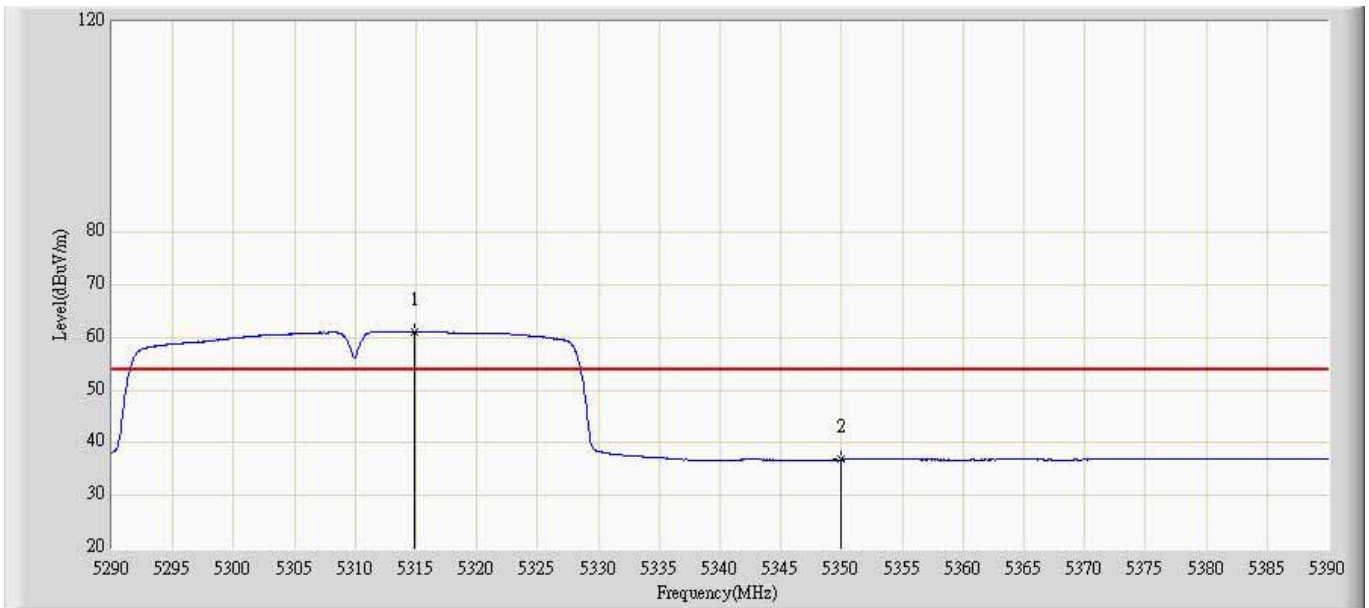
No	Flag	Mark	Frequency (MHz)	Measure Level (dBuV/m)	Reading Level (dBuV)	Over Limit (dB)	Limit (dBuV/m)	Factor	Type
1		*	5322.600	69.660	77.492	N/A	N/A	-7.832	AV
2			5350.000	36.766	44.549	-17.234	54.000	-7.783	AV

Engineer: Brgant	
Site: AC5	Time: 2013/04/15 - 19:46
Limit: FCC_Part15.209_RE(3m)	Margin: 0
Probe: Horn_3117_988(1-18GHz)	Polarity: Horizontal
EUT: WIRELESS-ABGN 3X3 NETWORK MINI PCIE ADAPTER	Power: AC 120V/60Hz
Note: Mode 3: Transmit at channel 5310 MHz by 802.11n40 Chain 0	



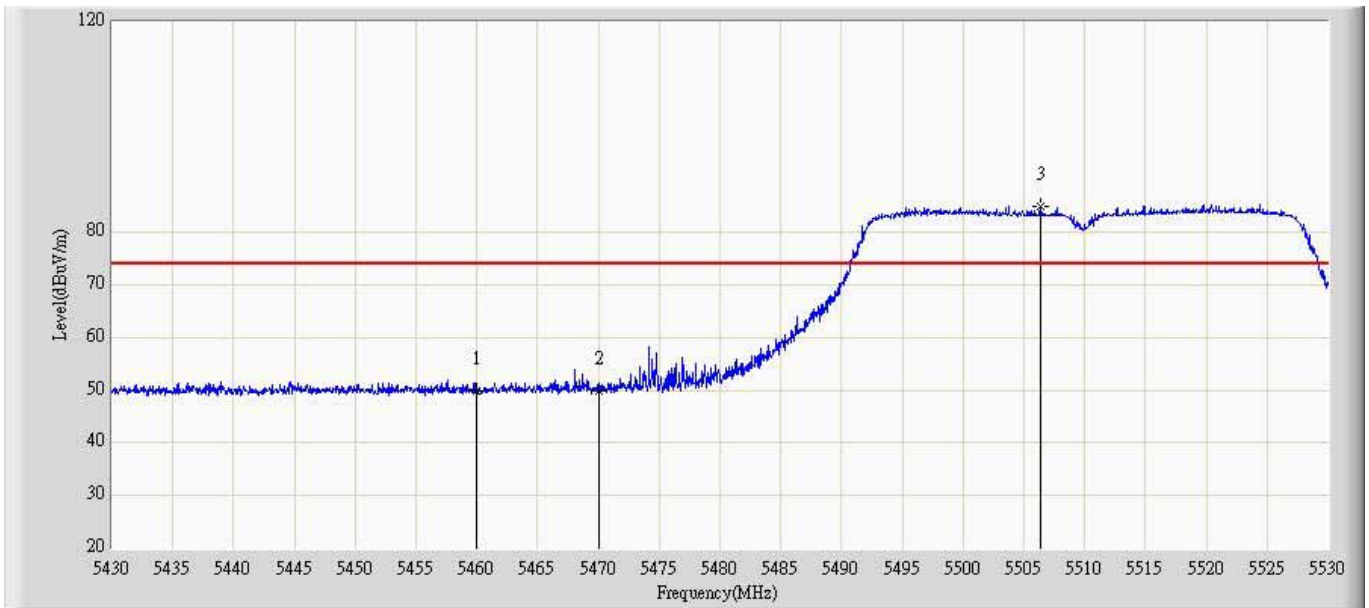
No	Flag	Mark	Frequency (MHz)	Measure Level (dBuV/m)	Reading Level (dBuV)	Over Limit (dB)	Limit (dBuV/m)	Factor	Type
1		*	5322.300	75.548	83.209	N/A	N/A	-7.661	PK
2			5350.000	51.029	58.652	-22.971	74.000	-7.623	PK

Engineer: Brgant	
Site: AC5	Time: 2013/04/15 - 19:48
Limit: FCC_Part15.209_RE(3m)	Margin: 0
Probe: Horn_3117_988(1-18GHz)	Polarity: Horizontal
EUT: WIRELESS-ABGN 3X3 NETWORK MINI PCIE ADAPTER	Power: AC 120V/60Hz
Note: Mode 3: Transmit at channel 5310 MHz by 802.11n40 Chain 0	



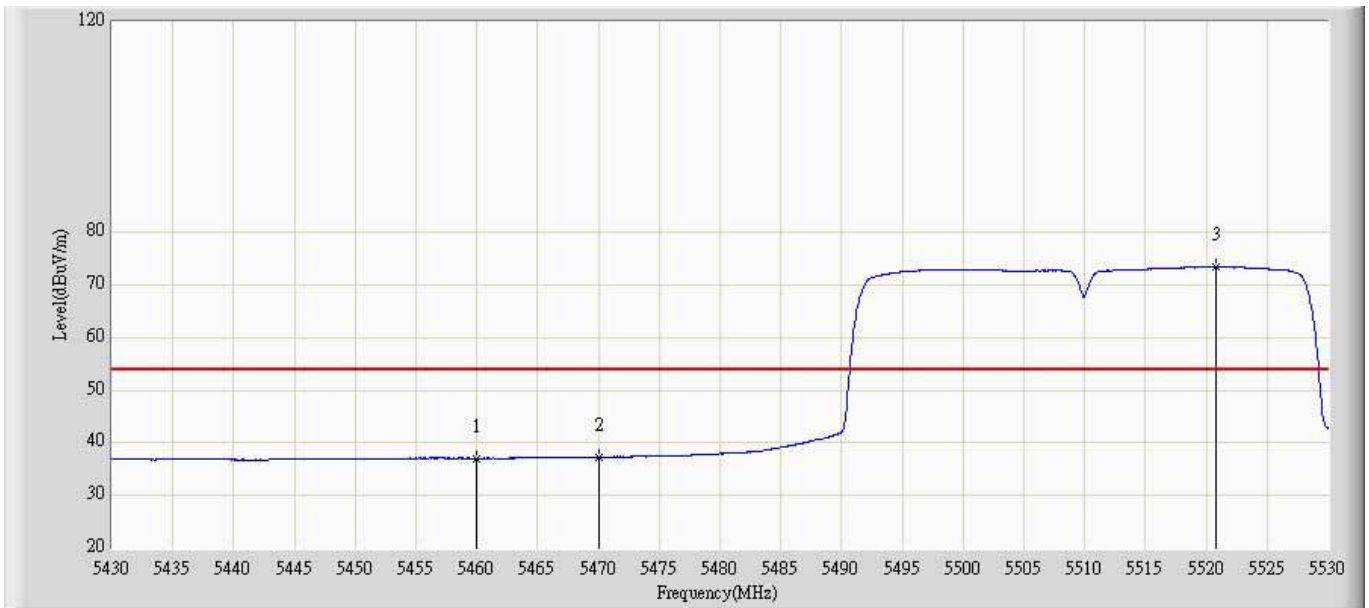
No	Flag	Mark	Frequency (MHz)	Measure Level (dBuV/m)	Reading Level (dBuV)	Over Limit (dB)	Limit (dBuV/m)	Factor	Type
1		*	5314.850	61.188	68.854	N/A	N/A	-7.666	AV
2			5350.000	36.848	44.471	-17.152	54.000	-7.623	AV

Engineer: Brgant	
Site: AC5	Time: 2013/04/15 - 19:49
Limit: FCC_Part15.209_RE(3m)	Margin: 0
Probe: Horn_3117_988(1-18GHz)	Polarity: Vertical
EUT: WIRELESS-ABGN 3X3 NETWORK MINI PCIE ADAPTER	Power: AC 120V/60Hz
Note: Mode 3: Transmit at channel 5510 MHz by 802.11n40 Chain 0	



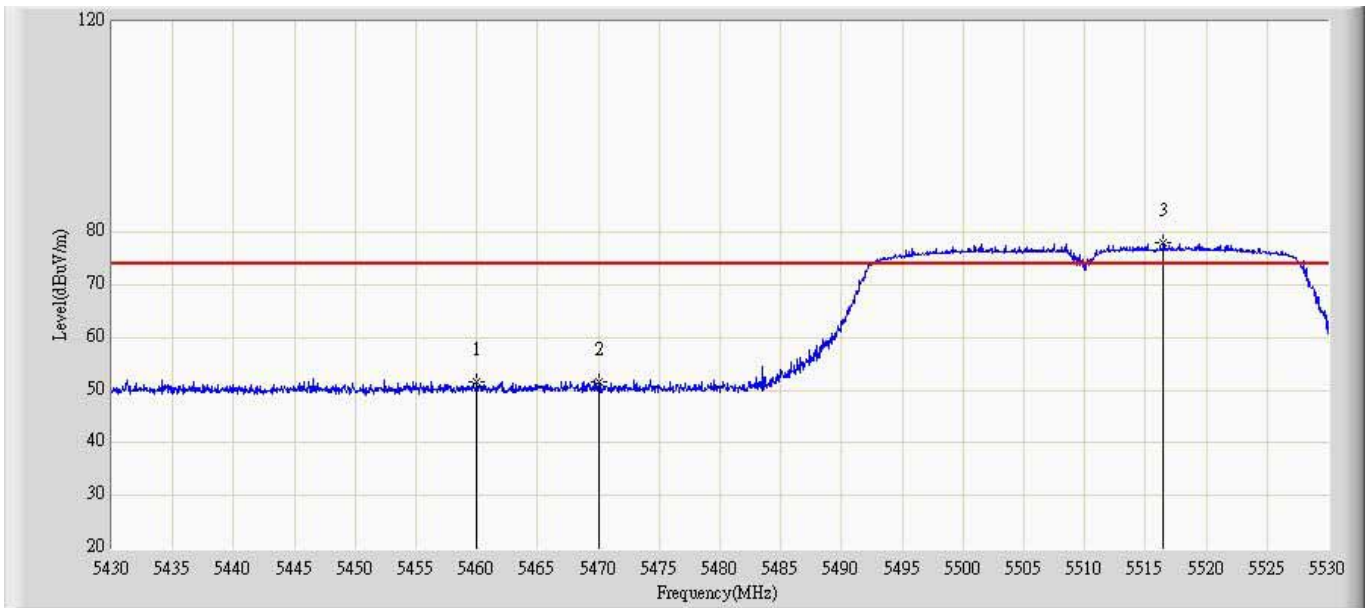
No	Flag	Mark	Frequency (MHz)	Measure Level (dBuV/m)	Reading Level (dBuV)	Over Limit (dB)	Limit (dBuV/m)	Factor	Type
1			5460.000	49.964	57.585	-24.036	74.000	-7.621	PK
2			5470.000	50.022	57.618	-38.278	88.300	-7.596	PK
3		*	5506.350	84.911	92.482	N/A	N/A	-7.570	PK

Engineer: Brgant	
Site: AC5	Time: 2013/04/15 - 19:51
Limit: FCC_Part15.209_RE(3m)	Margin: 0
Probe: Horn_3117_988(1-18GHz)	Polarity: Vertical
EUT: WIRELESS-ABGN 3X3 NETWORK MINI PCIE ADAPTER	Power: AC 120V/60Hz
Note: Mode 3: Transmit at channel 5510 MHz by 802.11n40 Chain 0	



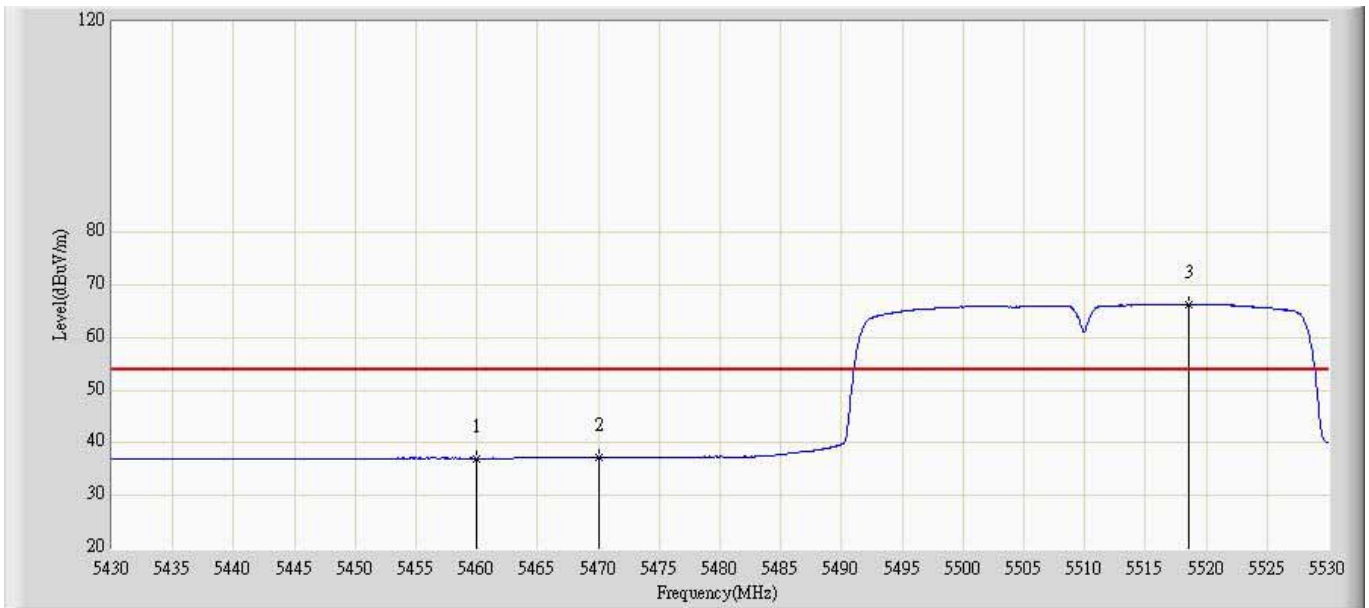
No	Flag	Mark	Frequency (MHz)	Measure Level (dBuV/m)	Reading Level (dBuV)	Over Limit (dB)	Limit (dBuV/m)	Factor	Type
1			5460.000	37.051	44.672	-16.949	54.000	-7.621	AV
2			5470.000	37.318	44.914	-30.982	68.300	-7.596	AV
3		*	5520.750	73.432	80.969	N/A	N/A	-7.537	AV

Engineer: Brgant	
Site: AC5	Time: 2013/04/15 - 19:52
Limit: FCC_Part15.209_RE(3m)	Margin: 0
Probe: Horn_3117_988(1-18GHz)	Polarity: Horizontal
EUT: WIRELESS-ABGN 3X3 NETWORK MINI PCIE ADAPTER	Power: AC 120V/60Hz
Note: Mode 3: Transmit at channel 5510 MHz by 802.11n40 Chain 0	



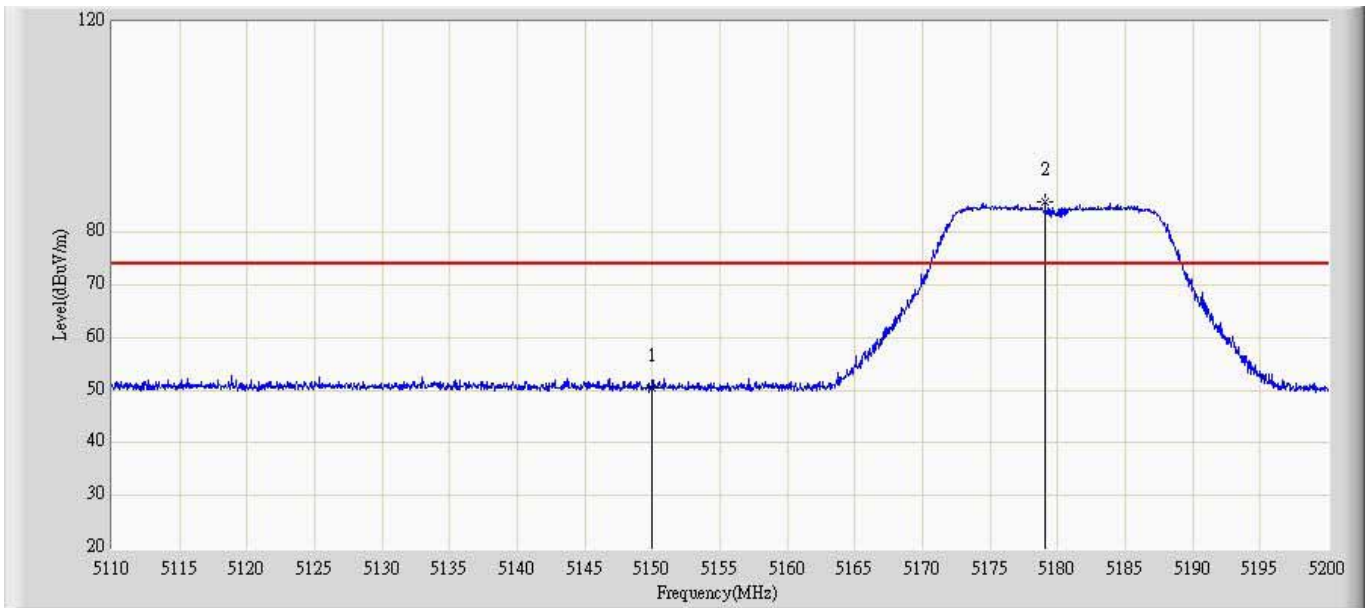
No	Flag	Mark	Frequency (MHz)	Measure Level (dBuV/m)	Reading Level (dBuV)	Over Limit (dB)	Limit (dBuV/m)	Factor	Type
1			5460.000	51.536	59.041	-22.464	74.000	-7.505	PK
2			5470.000	51.492	58.976	-36.808	88.300	-7.484	PK
3		*	5516.450	78.170	85.623	N/A	N/A	-7.453	PK

Engineer: Brgant	
Site: AC5	Time: 2013/04/15 - 19:53
Limit: FCC_Part15.209_RE(3m)	Margin: 0
Probe: Horn_3117_988(1-18GHz)	Polarity: Horizontal
EUT: WIRELESS-ABGN 3X3 NETWORK MINI PCIE ADAPTER	Power: AC 120V/60Hz
Note: Mode 3: Transmit at channel 5510 MHz by 802.11n40 Chain 0	



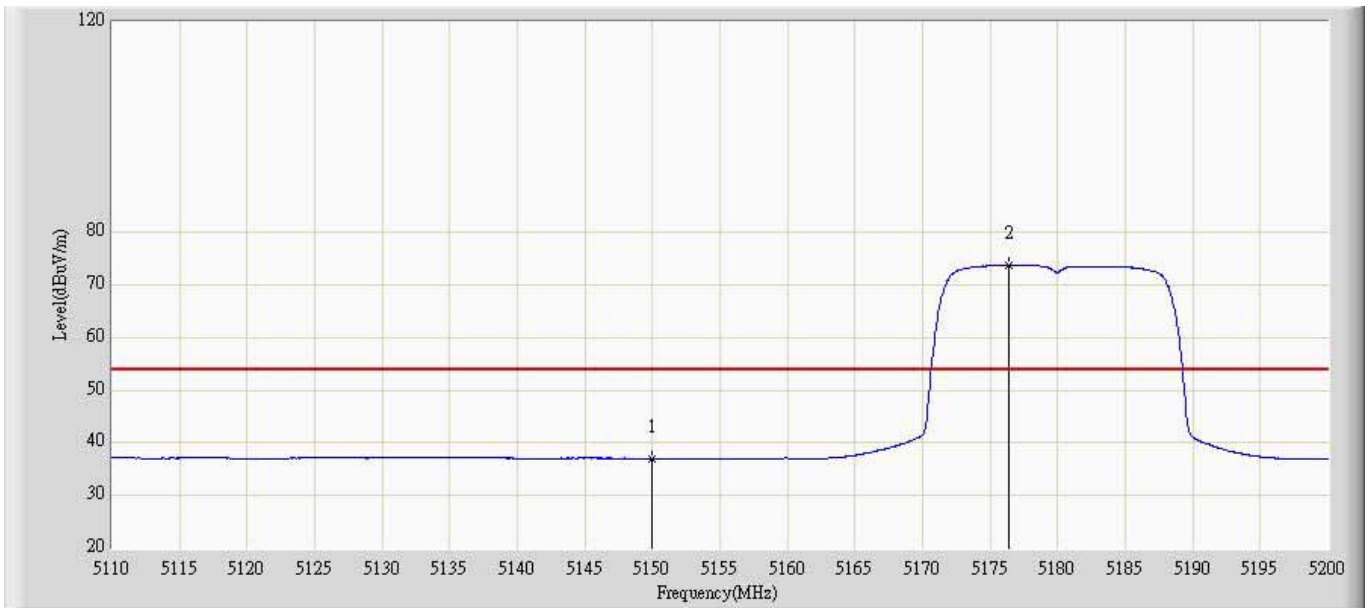
No	Flag	Mark	Frequency (MHz)	Measure Level (dBuV/m)	Reading Level (dBuV)	Over Limit (dB)	Limit (dBuV/m)	Factor	Type
1			5460.000	37.053	44.558	-16.947	54.000	-7.505	AV
2			5470.000	37.230	44.714	-31.070	68.300	-7.484	AV
3		*	5518.600	66.313	73.762	N/A	N/A	-7.449	AV

Engineer: Brgant	
Site: AC5	Time: 2013/04/15 - 20:02
Limit: FCC_Part15.209_RE(3m)	Margin: 0
Probe: Horn_3117_988(1-18GHz)	Polarity: Vertical
EUT: WIRELESS-ABGN 3X3 NETWORK MINI PCIE ADAPTER	Power: AC 120V/60Hz
Note: Mode 1: Transmit at channel 5180 MHz by 802.11a Chain 1	



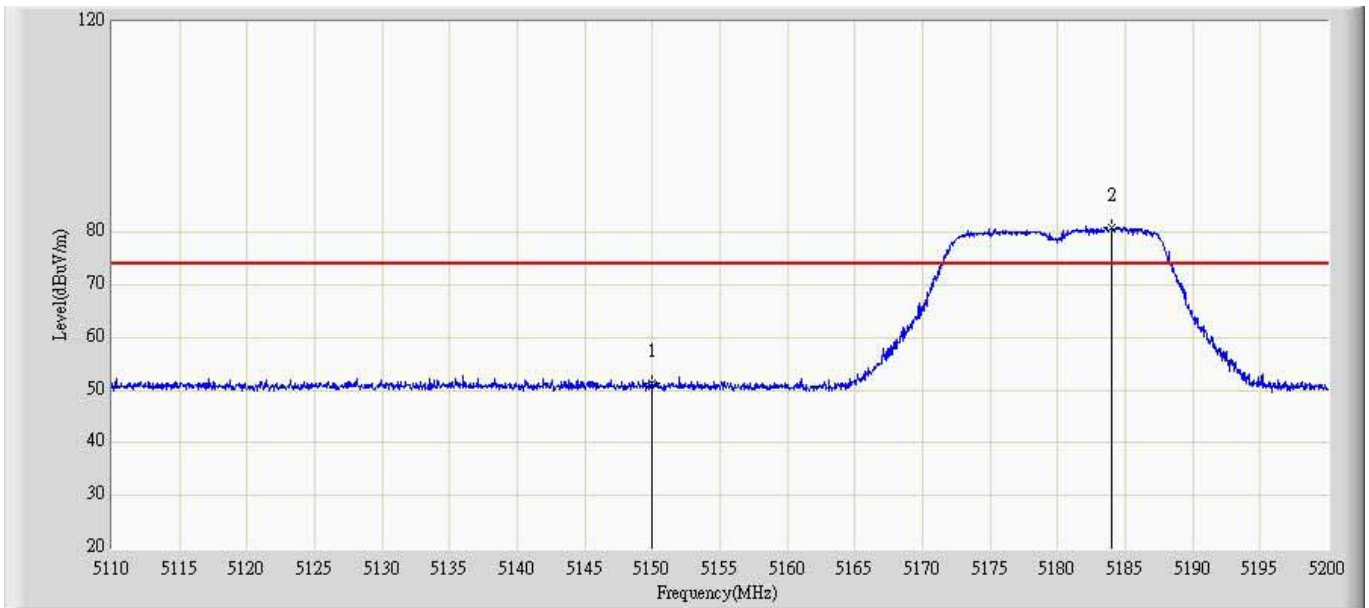
No	Flag	Mark	Frequency (MHz)	Measure Level (dBuV/m)	Reading Level (dBuV)	Over Limit (dB)	Limit (dBuV/m)	Factor	Type
1			5150.000	50.401	58.485	-23.599	74.000	-8.084	PK
2		*	5179.075	85.897	93.920	N/A	N/A	-8.024	PK

Engineer: Brgant	
Site: AC5	Time: 2013/04/15 - 20:06
Limit: FCC_Part15.209_RE(3m)	Margin: 0
Probe: Horn_3117_988(1-18GHz)	Polarity: Vertical
EUT: WIRELESS-ABGN 3X3 NETWORK MINI PCIE ADAPTER	Power: AC 120V/60Hz
Note: Mode 1: Transmit at channel 5180 MHz by 802.11a Chain 1	



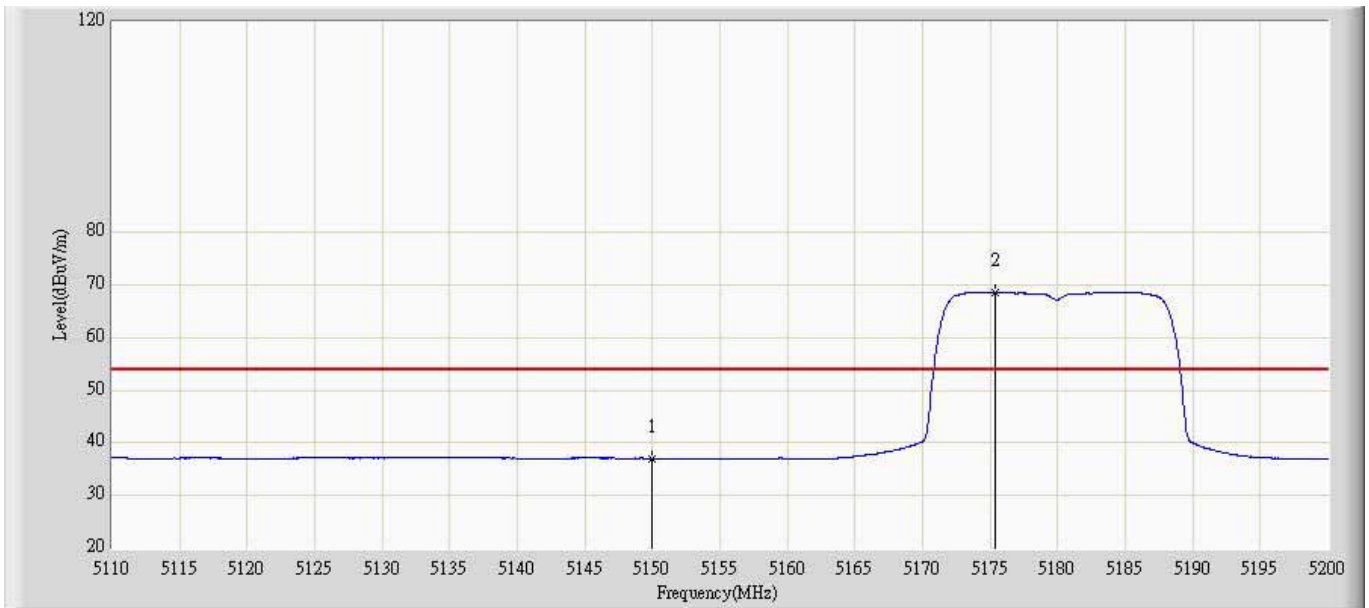
No	Flag	Mark	Frequency (MHz)	Measure Level (dBuV/m)	Reading Level (dBuV)	Over Limit (dB)	Limit (dBuV/m)	Factor	Type
1			5150.000	37.071	45.155	-16.929	54.000	-8.084	AV
2		*	5176.420	73.690	81.717	N/A	N/A	-8.026	AV

Engineer: Brgant	
Site: AC5	Time: 2013/04/15 - 20:06
Limit: FCC_Part15.209_RE(3m)	Margin: 0
Probe: Horn_3117_988(1-18GHz)	Polarity: Horizontal
EUT: WIRELESS-ABGN 3X3 NETWORK MINI PCIE ADAPTER	Power: AC 120V/60Hz
Note: Mode 1: Transmit at channel 5180 MHz by 802.11a Chain 1	



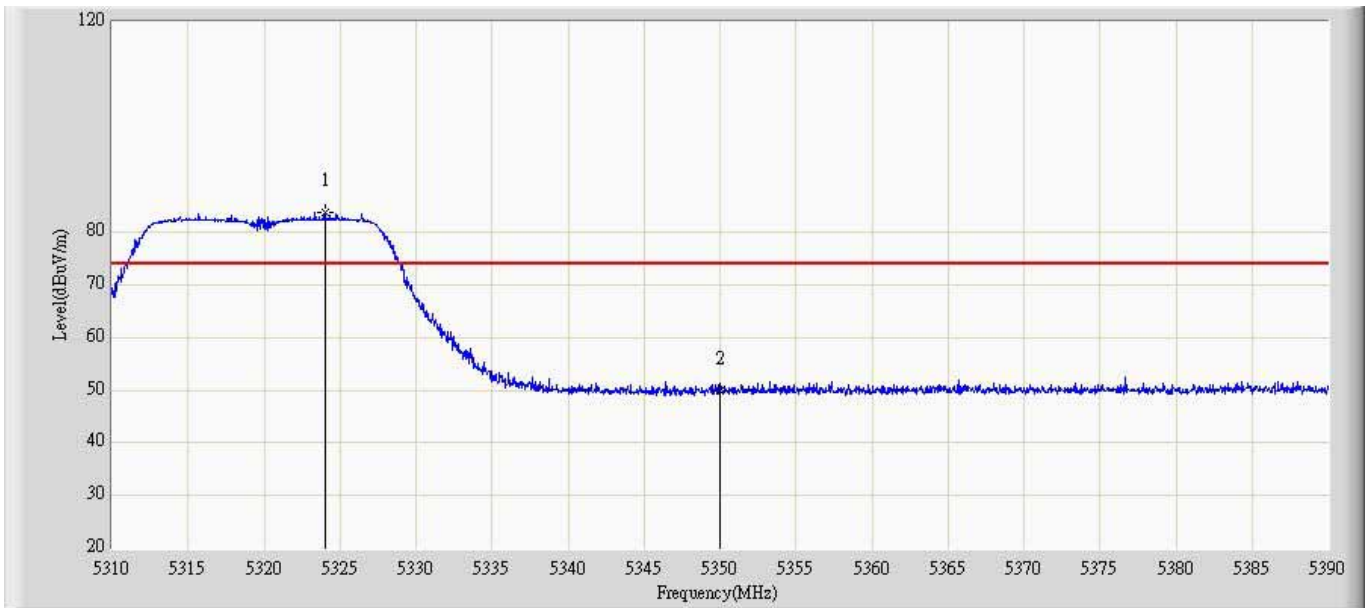
No	Flag	Mark	Frequency (MHz)	Measure Level (dBuV/m)	Reading Level (dBuV)	Over Limit (dB)	Limit (dBuV/m)	Factor	Type
1			5150.000	51.451	59.495	-22.549	74.000	-8.044	PK
2		*	5184.025	80.853	88.774	N/A	N/A	-7.922	PK

Engineer: Brgant	
Site: AC5	Time: 2013/04/15 - 20:10
Limit: FCC_Part15.209_RE(3m)	Margin: 0
Probe: Horn_3117_988(1-18GHz)	Polarity: Horizontal
EUT: WIRELESS-ABGN 3X3 NETWORK MINI PCIE ADAPTER	Power: AC 120V/60Hz
Note: Mode 1: Transmit at channel 5180 MHz by 802.11a Chain 1	



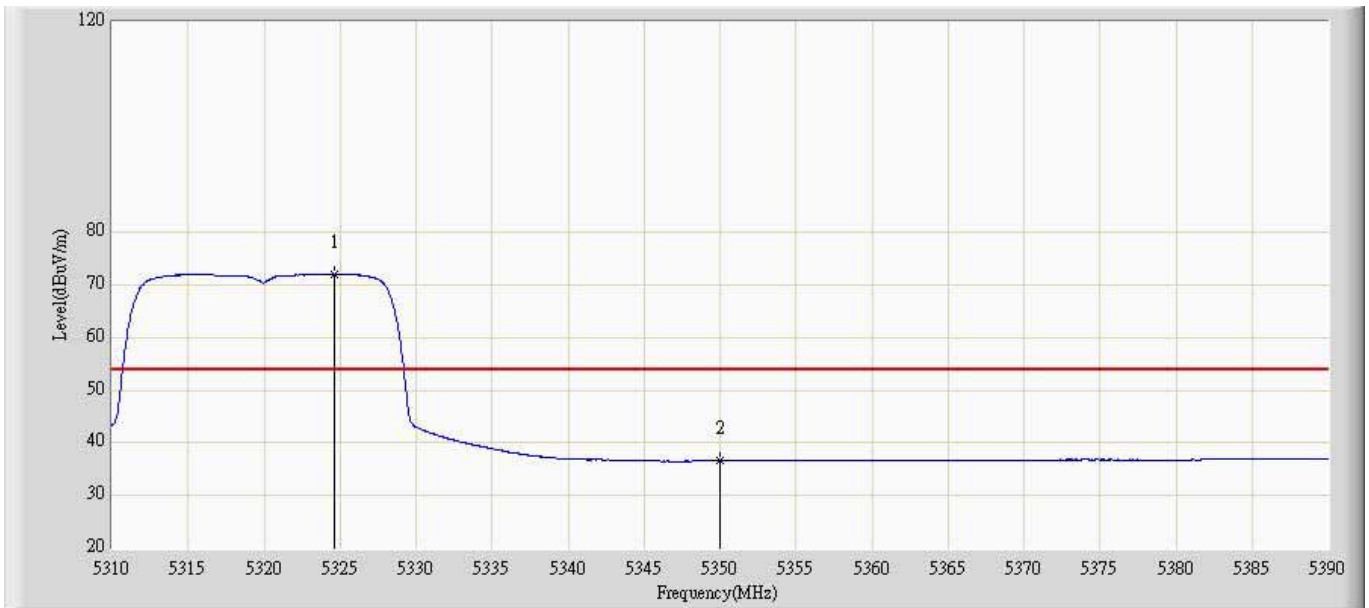
No	Flag	Mark	Frequency (MHz)	Measure Level (dBuV/m)	Reading Level (dBuV)	Over Limit (dB)	Limit (dBuV/m)	Factor	Type
1			5150.000	37.063	45.107	-16.937	54.000	-8.044	AV
2		*	5175.340	68.615	76.562	N/A	N/A	-7.948	AV

Engineer: Brgant	
Site: AC5	Time: 2013/04/15 - 20:12
Limit: FCC_Part15.209_RE(3m)	Margin: 0
Probe: Horn_3117_988(1-18GHz)	Polarity: Vertical
EUT: WIRELESS-ABGN 3X3 NETWORK MINI PCIE ADAPTER	Power: AC 120V/60Hz
Note: Mode 1: Transmit at channel 5320 MHz by 802.11a Chain 1	



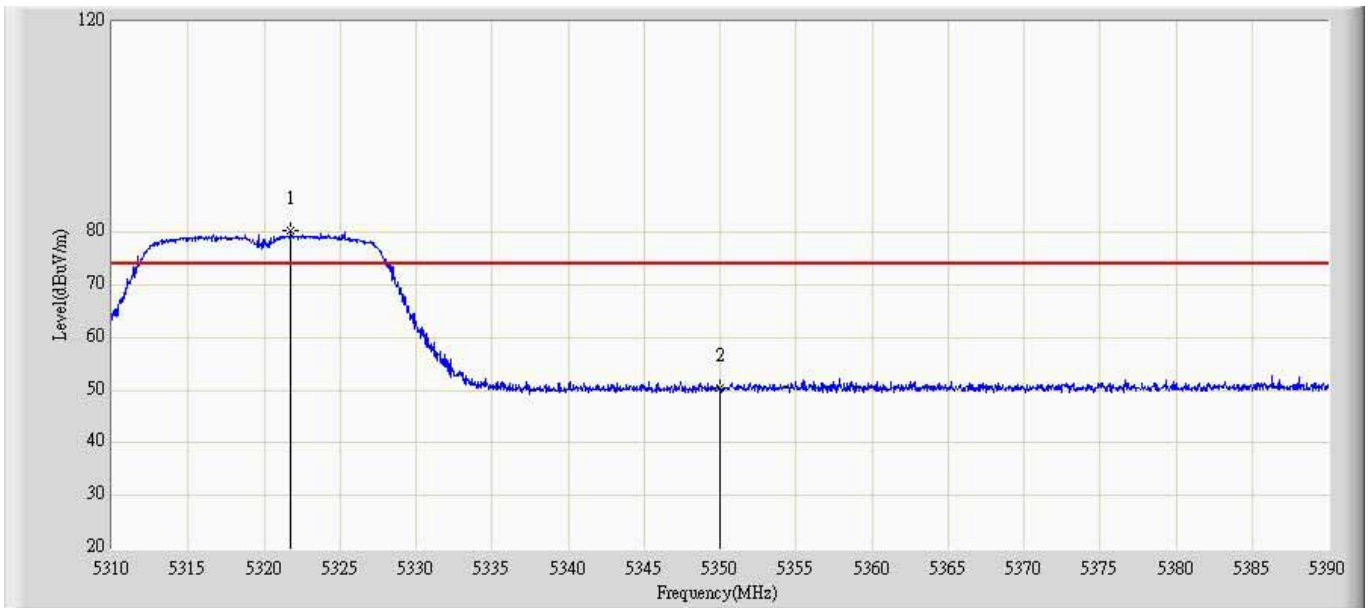
No	Flag	Mark	Frequency (MHz)	Measure Level (dBuV/m)	Reading Level (dBuV)	Over Limit (dB)	Limit (dBuV/m)	Factor	Type
1		*	5324.000	83.842	91.673	N/A	N/A	-7.831	PK
2			5350.000	49.940	57.723	-24.060	74.000	-7.783	PK

Engineer: Brgant	
Site: AC5	Time: 2013/04/15 - 20:14
Limit: FCC_Part15.209_RE(3m)	Margin: 0
Probe: Horn_3117_988(1-18GHz)	Polarity: Vertical
EUT: WIRELESS-ABGN 3X3 NETWORK MINI PCIE ADAPTER	Power: AC 120V/60Hz
Note: Mode 1: Transmit at channel 5320 MHz by 802.11a Chain 1	



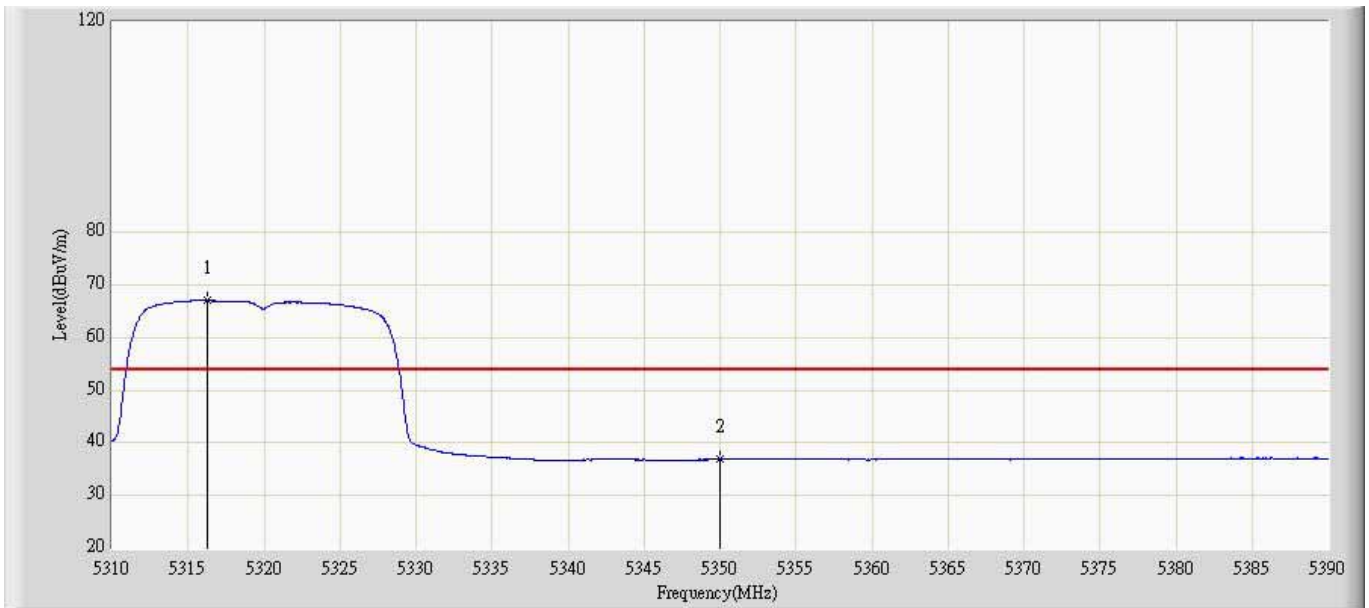
No	Flag	Mark	Frequency (MHz)	Measure Level (dBuV/m)	Reading Level (dBuV)	Over Limit (dB)	Limit (dBuV/m)	Factor	Type
1		*	5324.640	72.030	79.861	N/A	N/A	-7.831	AV
2			5350.000	36.667	44.450	-17.333	54.000	-7.783	AV

Engineer: Brgant	
Site: AC5	Time: 2013/04/15 - 20:15
Limit: FCC_Part15.209_RE(3m)	Margin: 0
Probe: Horn_3117_988(1-18GHz)	Polarity: Horizontal
EUT: WIRELESS-ABGN 3X3 NETWORK MINI PCIE ADAPTER	Power: AC 120V/60Hz
Note: Mode 1: Transmit at channel 5320 MHz by 802.11a Chain 1	



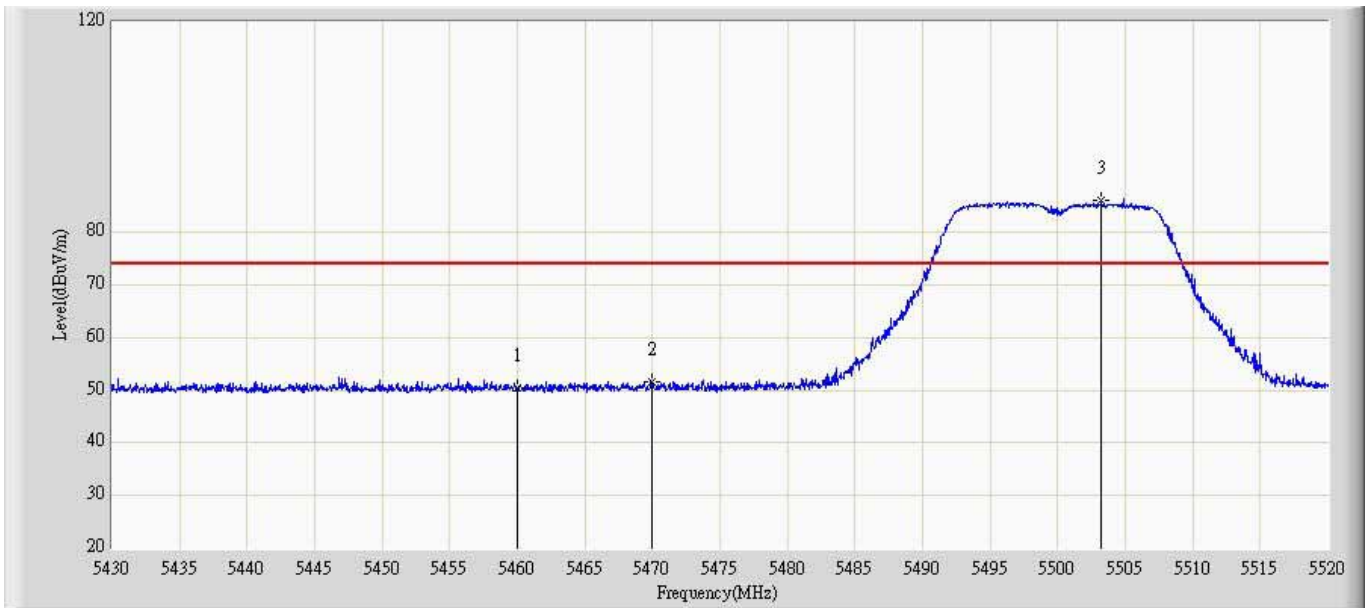
No	Flag	Mark	Frequency (MHz)	Measure Level (dBuV/m)	Reading Level (dBuV)	Over Limit (dB)	Limit (dBuV/m)	Factor	Type
1		*	5321.760	80.288	87.949	N/A	N/A	-7.661	PK
2			5350.000	50.584	58.207	-23.416	74.000	-7.623	PK

Engineer: Brgant	
Site: AC5	Time: 2013/04/15 - 20:18
Limit: FCC_Part15.209_RE(3m)	Margin: 0
Probe: Horn_3117_988(1-18GHz)	Polarity: Horizontal
EUT: WIRELESS-ABGN 3X3 NETWORK MINI PCIE ADAPTER	Power: AC 120V/60Hz
Note: Mode 1: Transmit at channel 5320 MHz by 802.11a Chain 1	



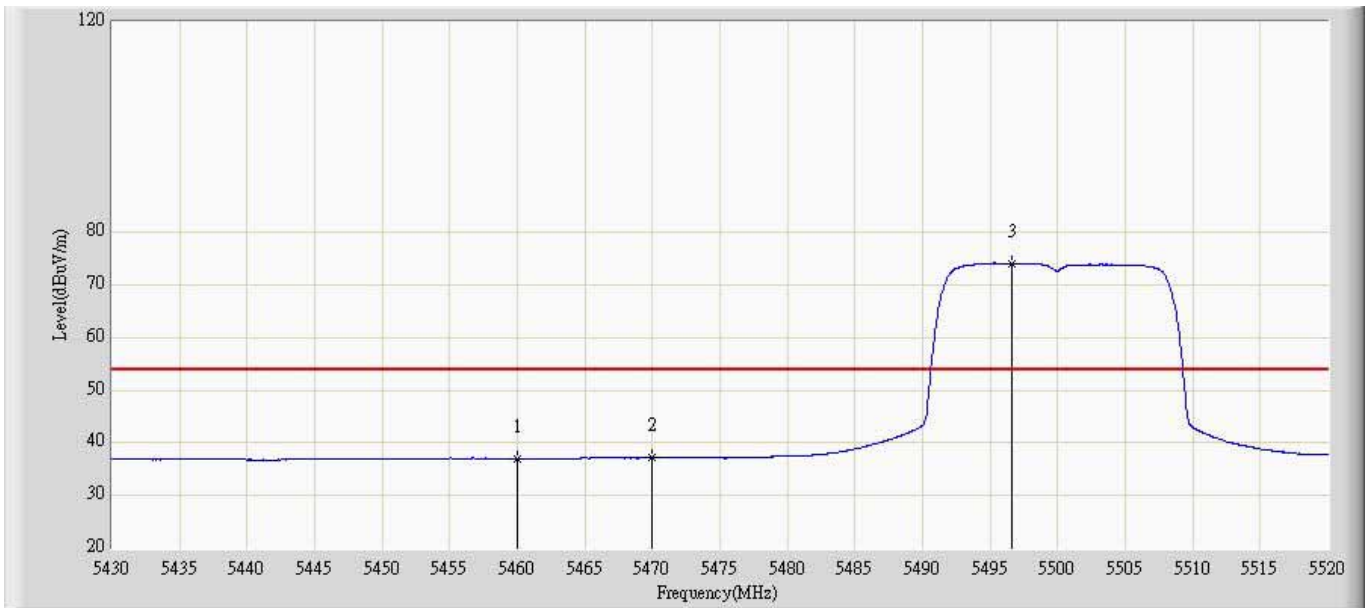
No	Flag	Mark	Frequency (MHz)	Measure Level (dBuV/m)	Reading Level (dBuV)	Over Limit (dB)	Limit (dBuV/m)	Factor	Type
1		*	5316.240	67.050	74.715	N/A	N/A	-7.665	AV
2			5350.000	36.875	44.498	-17.125	54.000	-7.623	AV

Engineer: Brgant	
Site: AC5	Time: 2013/04/15 - 20:20
Limit: FCC_Part15.209_RE(3m)	Margin: 0
Probe: Horn_3117_988(1-18GHz)	Polarity: Vertical
EUT: WIRELESS-ABGN 3X3 NETWORK MINI PCIE ADAPTER	Power: AC 120V/60Hz
Note: Mode 1: Transmit at channel 5500 MHz by 802.11a Chain 1	



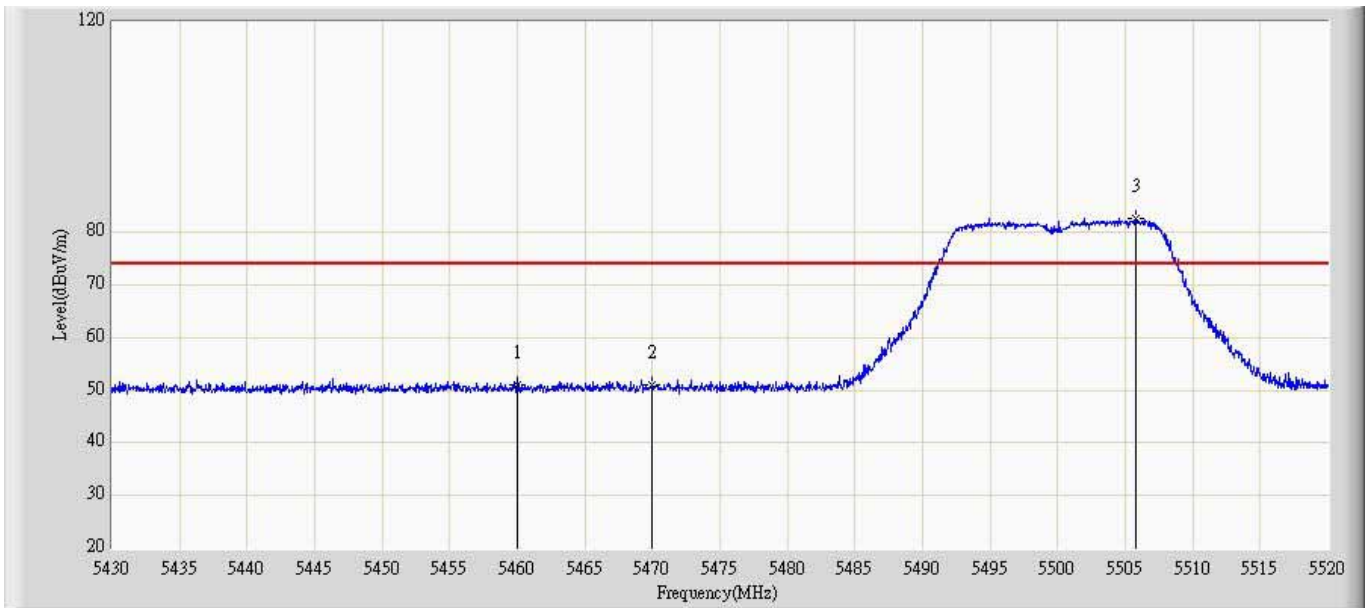
No	Flag	Mark	Frequency (MHz)	Measure Level (dBuV/m)	Reading Level (dBuV)	Over Limit (dB)	Limit (dBuV/m)	Factor	Type
1			5460.000	50.333	57.954	-23.667	74.000	-7.621	PK
2			5470.000	51.524	59.120	-36.776	88.300	-7.596	PK
3		*	5503.215	86.059	93.634	N/A	N/A	-7.575	PK

Engineer: Brgant	
Site: AC5	Time: 2013/04/15 - 20:22
Limit: FCC_Part15.209_RE(3m)	Margin: 0
Probe: Horn_3117_988(1-18GHz)	Polarity: Vertical
EUT: WIRELESS-ABGN 3X3 NETWORK MINI PCIE ADAPTER	Power: AC 120V/60Hz
Note: Mode 1: Transmit at channel 5500 MHz by 802.11a Chain 1	



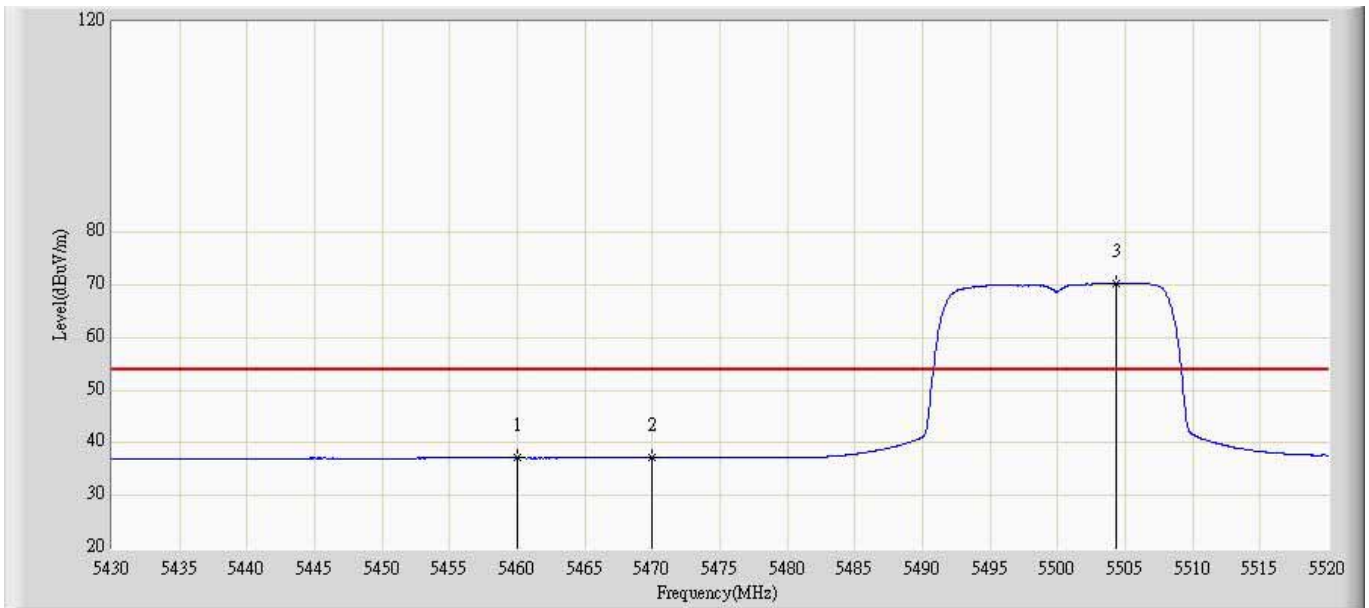
No	Flag	Mark	Frequency (MHz)	Measure Level (dBuV/m)	Reading Level (dBuV)	Over Limit (dB)	Limit (dBuV/m)	Factor	Type
1			5460.000	37.058	44.679	-16.942	54.000	-7.621	AV
2			5470.000	37.122	44.718	-31.178	68.300	-7.596	AV
3		*	5496.600	74.116	81.693	N/A	N/A	-7.577	AV

Engineer: Brgant	
Site: AC5	Time: 2013/04/15 - 20:24
Limit: FCC_Part15.209_RE(3m)	Margin: 0
Probe: Horn_3117_988(1-18GHz)	Polarity: Horizontal
EUT: WIRELESS-ABGN 3X3 NETWORK MINI PCIE ADAPTER	Power: AC 120V/60Hz
Note: Mode 1: Transmit at channel 5500 MHz by 802.11a Chain 1	



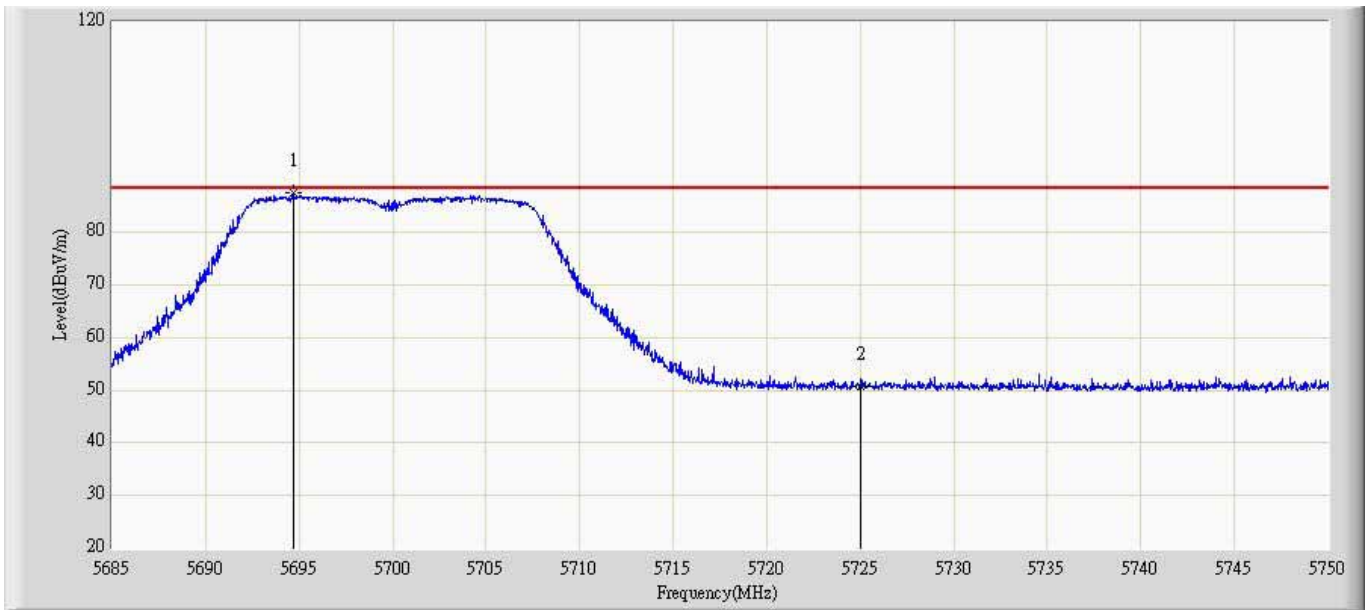
No	Flag	Mark	Frequency (MHz)	Measure Level (dBuV/m)	Reading Level (dBuV)	Over Limit (dB)	Limit (dBuV/m)	Factor	Type
1			5460.000	51.025	58.530	-22.975	74.000	-7.505	PK
2			5470.000	51.000	58.484	-37.300	88.300	-7.484	PK
3		*	5505.780	82.755	90.229	N/A	N/A	-7.475	PK

Engineer: Brgant	
Site: AC5	Time: 2013/04/15 - 20:25
Limit: FCC_Part15.209_RE(3m)	Margin: 0
Probe: Horn_3117_988(1-18GHz)	Polarity: Horizontal
EUT: WIRELESS-ABGN 3X3 NETWORK MINI PCIE ADAPTER	Power: AC 120V/60Hz
Note: Mode 1: Transmit at channel 5500 MHz by 802.11a Chain 1	



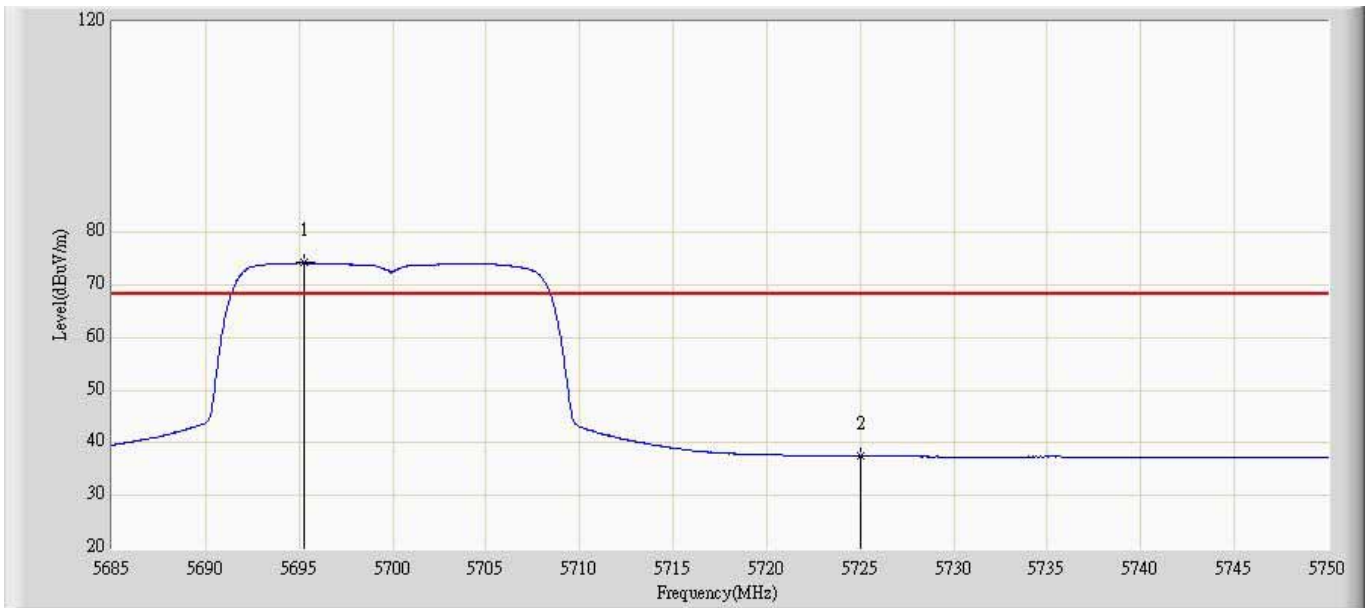
No	Flag	Mark	Frequency (MHz)	Measure Level (dBuV/m)	Reading Level (dBuV)	Over Limit (dB)	Limit (dBuV/m)	Factor	Type
1			5460.000	37.125	44.630	-16.875	54.000	-7.505	AV
2			5470.000	37.244	44.728	-31.056	68.300	-7.484	AV
3		*	5504.295	70.317	77.793	N/A	N/A	-7.475	AV

Engineer: Brgant	
Site: AC5	Time: 2013/04/15 - 20:27
Limit: FCC_Part15.407_RE(3m)	Margin: 0
Probe: Horn_3117_988(1-18GHz)	Polarity: Vertical
EUT: WIRELESS-ABGN 3X3 NETWORK MINI PCIE ADAPTER	Power: AC 120V/60Hz
Note: Mode 1: Transmit at channel 5700 MHz by 802.11a Chain 1	



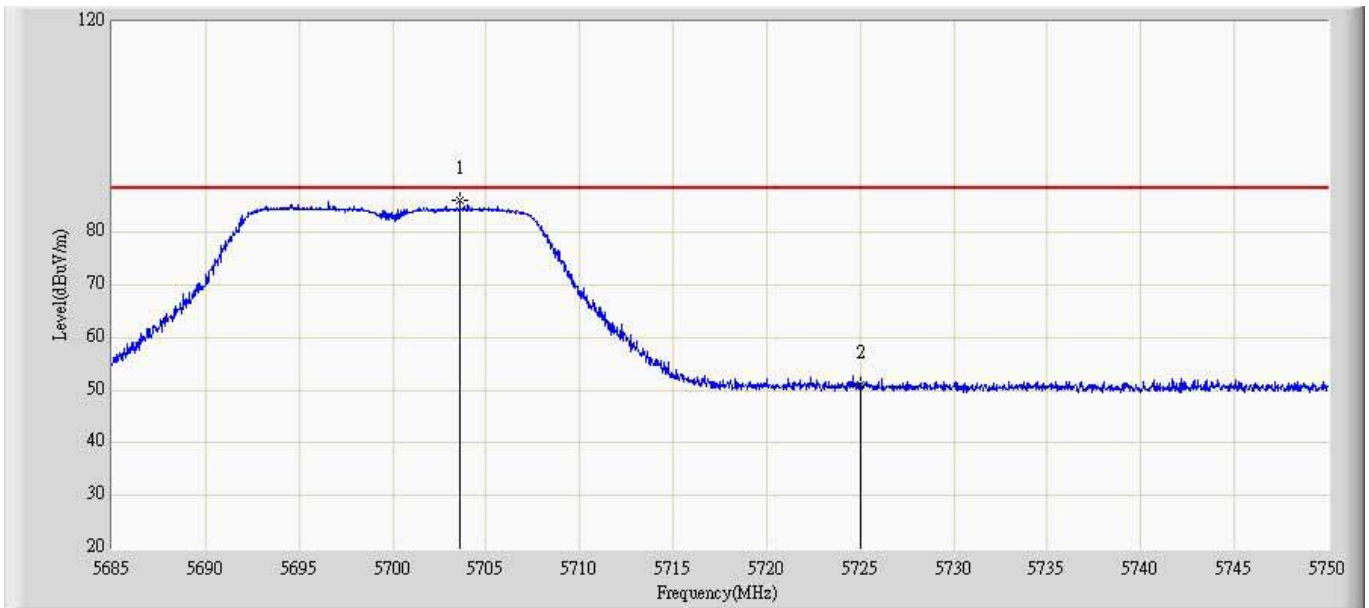
No	Flag	Mark	Frequency (MHz)	Measure Level (dBuV/m)	Reading Level (dBuV)	Over Limit (dB)	Limit (dBuV/m)	Factor	Type
1		*	5694.685	87.583	94.828	N/A	N/A	-7.246	PK
2			5725.000	50.797	57.978	-37.503	88.300	-7.181	PK

Engineer: Brgant	
Site: AC5	Time: 2013/04/15 - 20:29
Limit: FCC_Part15.407_RE(3m)	Margin: 0
Probe: Horn_3117_988(1-18GHz)	Polarity: Vertical
EUT: WIRELESS-ABGN 3X3 NETWORK MINI PCIE ADAPTER	Power: AC 120V/60Hz
Note: Mode 1: Transmit at channel 5700 MHz by 802.11a Chain 1	



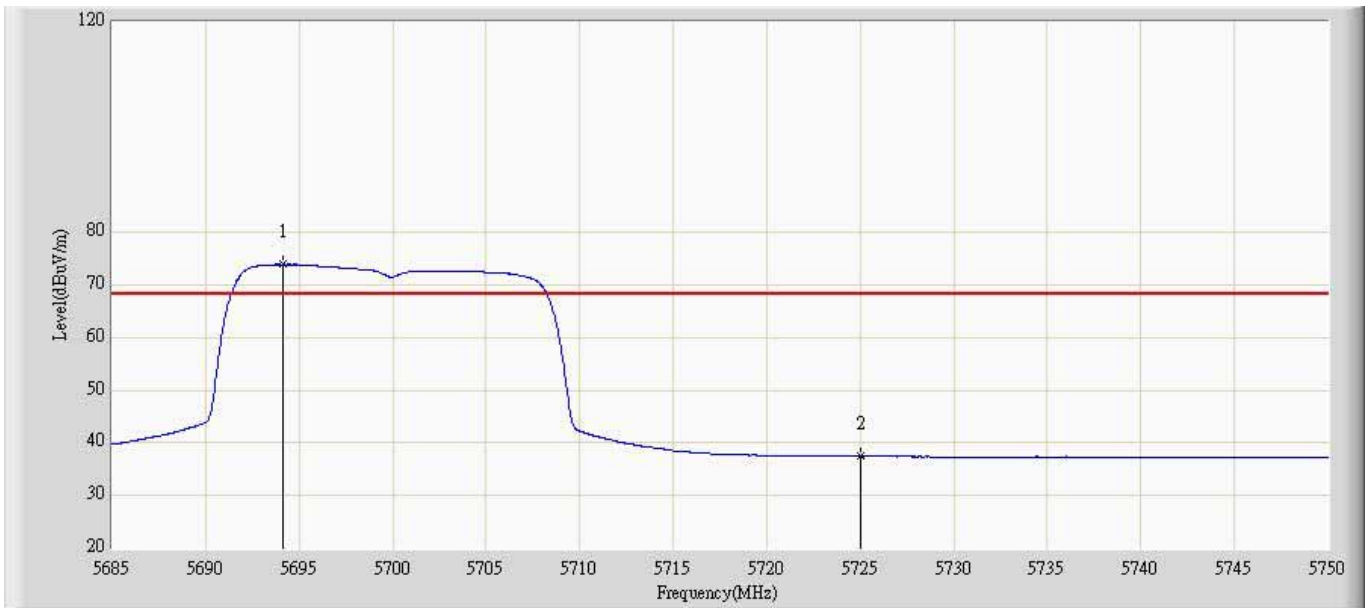
No	Flag	Mark	Frequency (MHz)	Measure Level (dBuV/m)	Reading Level (dBuV)	Over Limit (dB)	Limit (dBuV/m)	Factor	Type
1		*	5695.270	74.171	81.415	N/A	N/A	-7.244	AV
2			5725.000	37.478	44.659	-30.822	68.300	-7.181	AV

Engineer: Brgant	
Site: AC5	Time: 2013/04/15 - 20:30
Limit: FCC_Part15.407_RE(3m)	Margin: 0
Probe: Horn_3117_988(1-18GHz)	Polarity: Horizontal
EUT: WIRELESS-ABGN 3X3 NETWORK MINI PCIE ADAPTER	Power: AC 120V/60Hz
Note: Mode 1: Transmit at channel 5700 MHz by 802.11a Chain 1	



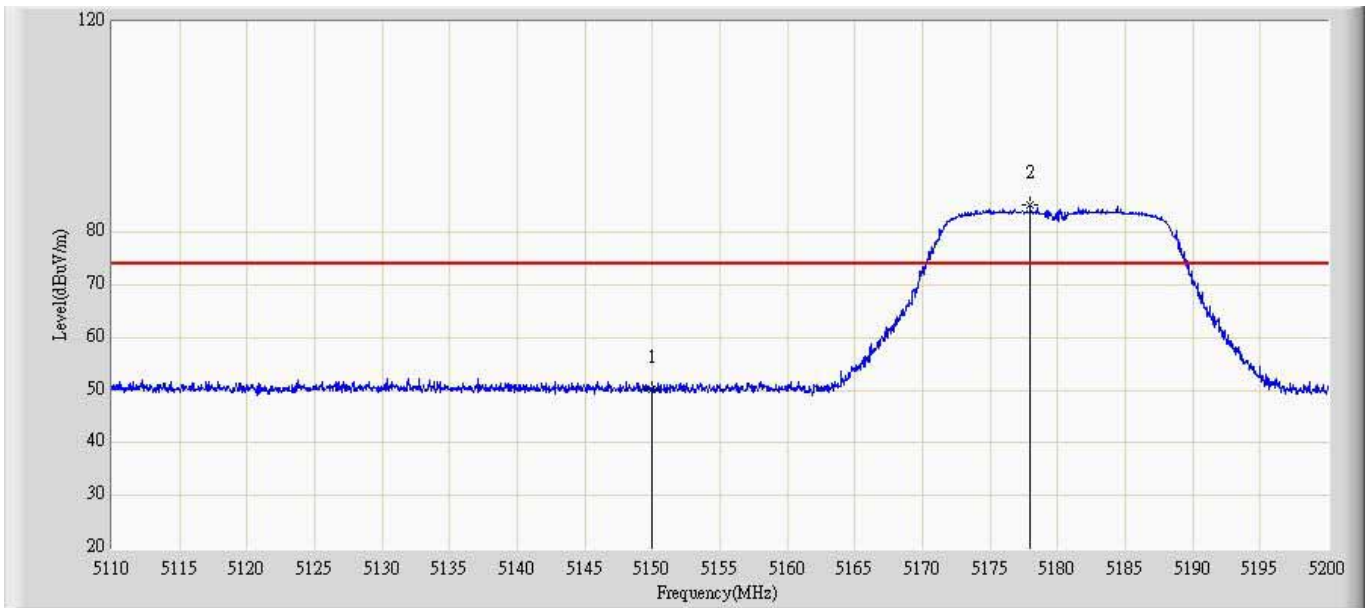
No	Flag	Mark	Frequency (MHz)	Measure Level (dBuV/m)	Reading Level (dBuV)	Over Limit (dB)	Limit (dBuV/m)	Factor	Type
1		*	5703.590	86.082	93.292	N/A	N/A	-7.210	PK
2			5725.000	51.042	58.213	-37.258	88.300	-7.171	PK

Engineer: Brgant	
Site: AC5	Time: 2013/04/15 - 20:32
Limit: FCC_Part15.407_RE(3m)	Margin: 0
Probe: Horn_3117_988(1-18GHz)	Polarity: Horizontal
EUT: WIRELESS-ABGN 3X3 NETWORK MINI PCIE ADAPTER	Power: AC 120V/60Hz
Note: Mode 1: Transmit at channel 5700 MHz by 802.11a Chain 1	



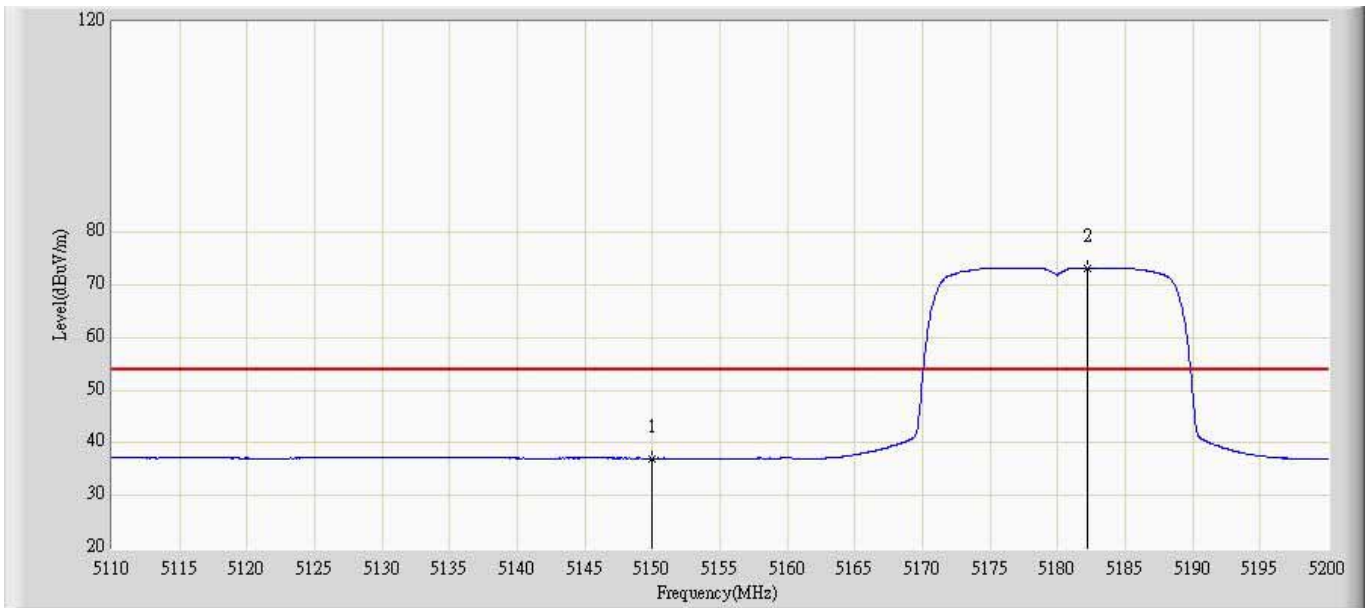
No	Flag	Mark	Frequency (MHz)	Measure Level (dBuV/m)	Reading Level (dBuV)	Over Limit (dB)	Limit (dBuV/m)	Factor	Type
1		*	5694.165	73.891	81.114	N/A	N/A	-7.222	AV
2			5725.000	37.419	44.590	-30.881	68.300	-7.171	AV

Engineer: Brgant	
Site: AC5	Time: 2013/04/15 - 20:33
Limit: FCC_Part15.209_RE(3m)	Margin: 0
Probe: Horn_3117_988(1-18GHz)	Polarity: Vertical
EUT: WIRELESS-ABGN 3X3 NETWORK MINI PCIE ADAPTER	Power: AC 120V/60Hz
Note: Mode 2: Transmit at channel 5180 MHz by 802.11n20 Chain 1	



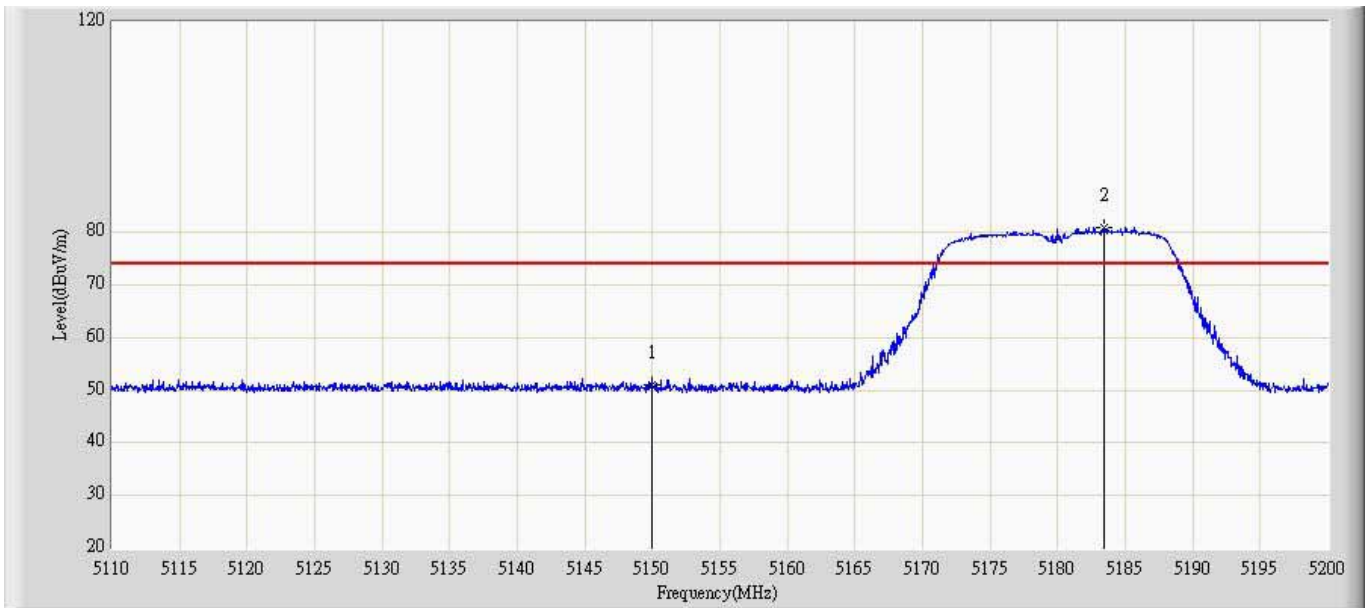
No	Flag	Mark	Frequency (MHz)	Measure Level (dBuV/m)	Reading Level (dBuV)	Over Limit (dB)	Limit (dBuV/m)	Factor	Type
1			5150.000	50.260	58.344	-23.740	74.000	-8.084	PK
2		*	5177.950	85.357	93.382	N/A	N/A	-8.024	PK

Engineer: Brgant	
Site: AC5	Time: 2013/04/15 - 20:36
Limit: FCC_Part15.209_RE(3m)	Margin: 0
Probe: Horn_3117_988(1-18GHz)	Polarity: Vertical
EUT: WIRELESS-ABGN 3X3 NETWORK MINI PCIE ADAPTER	Power: AC 120V/60Hz
Note: Mode 2: Transmit at channel 5180 MHz by 802.11n20 Chain 1	



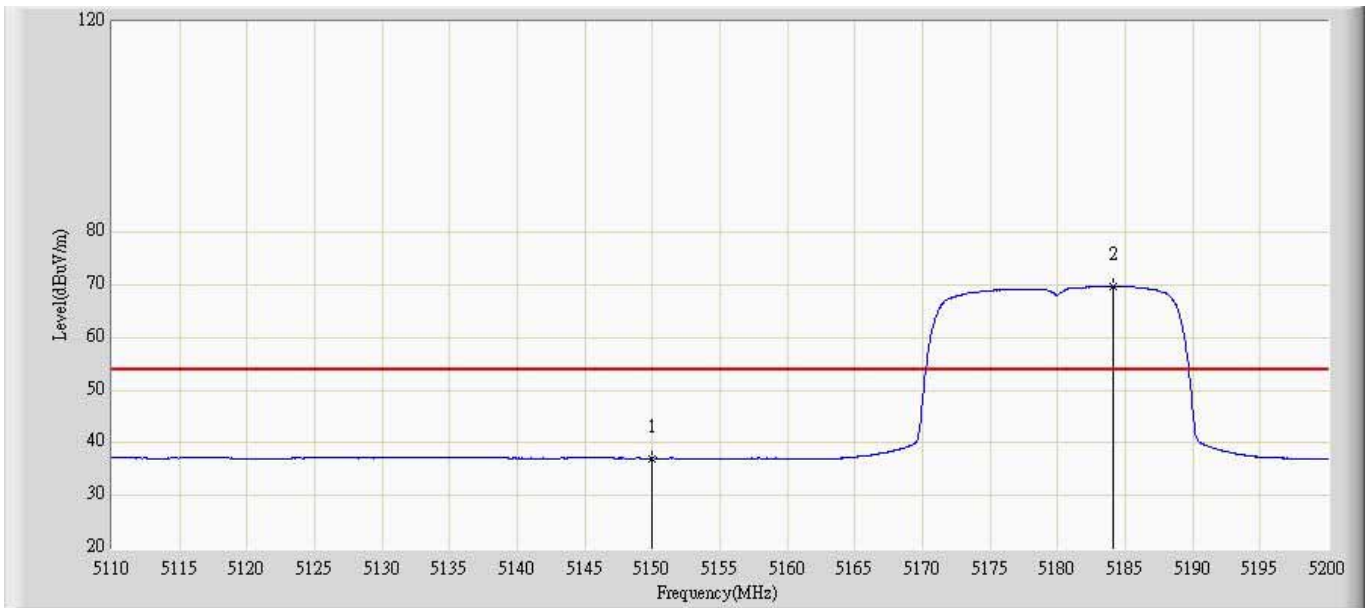
No	Flag	Mark	Frequency (MHz)	Measure Level (dBuV/m)	Reading Level (dBuV)	Over Limit (dB)	Limit (dBuV/m)	Factor	Type
1			5150.000	37.085	45.169	-16.915	54.000	-8.084	AV
2		*	5182.225	73.262	81.281	N/A	N/A	-8.020	AV

Engineer: Brgant	
Site: AC5	Time: 2013/04/15 - 20:36
Limit: FCC_Part15.209_RE(3m)	Margin: 0
Probe: Horn_3117_988(1-18GHz)	Polarity: Horizontal
EUT: WIRELESS-ABGN 3X3 NETWORK MINI PCIE ADAPTER	Power: AC 120V/60Hz
Note: Mode 2: Transmit at channel 5180 MHz by 802.11n20 Chain 1	



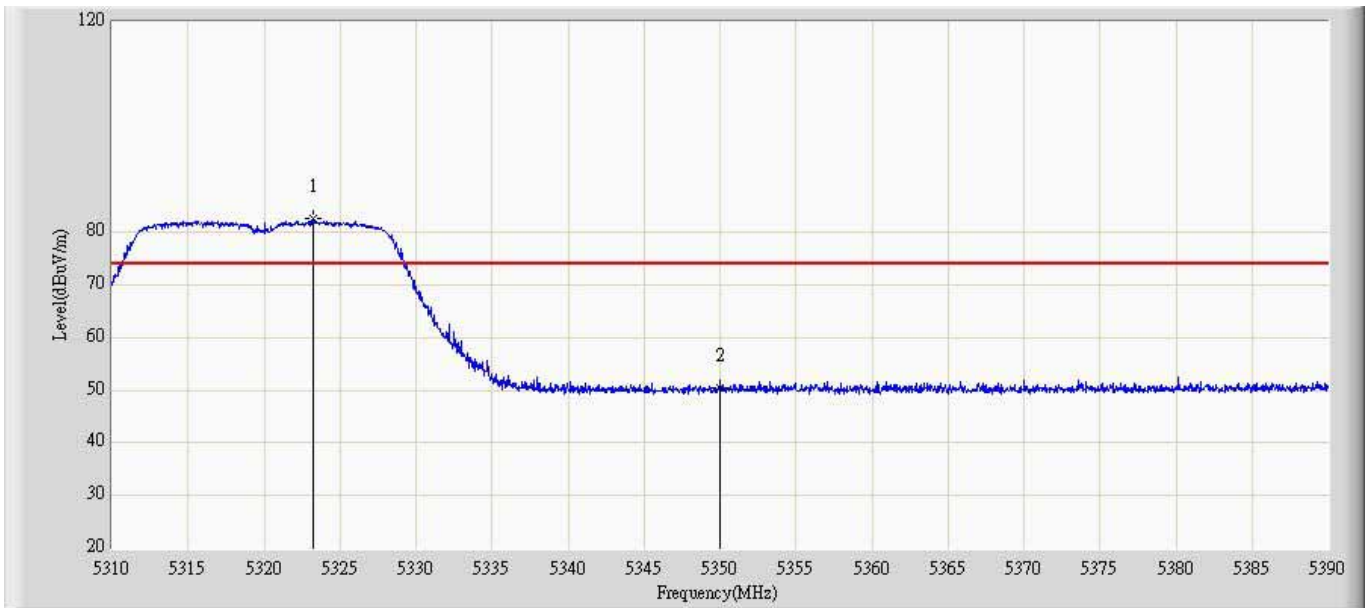
No	Flag	Mark	Frequency (MHz)	Measure Level (dBuV/m)	Reading Level (dBuV)	Over Limit (dB)	Limit (dBuV/m)	Factor	Type
1			5150.000	50.932	58.976	-23.068	74.000	-8.044	PK
2		*	5183.485	80.792	88.715	N/A	N/A	-7.923	PK

Engineer: Brgant	
Site: AC5	Time: 2013/04/15 - 20:38
Limit: FCC_Part15.209_RE(3m)	Margin: 0
Probe: Horn_3117_988(1-18GHz)	Polarity: Horizontal
EUT: WIRELESS-ABGN 3X3 NETWORK MINI PCIE ADAPTER	Power: AC 120V/60Hz
Note: Mode 2: Transmit at channel 5180 MHz by 802.11n20 Chain 1	



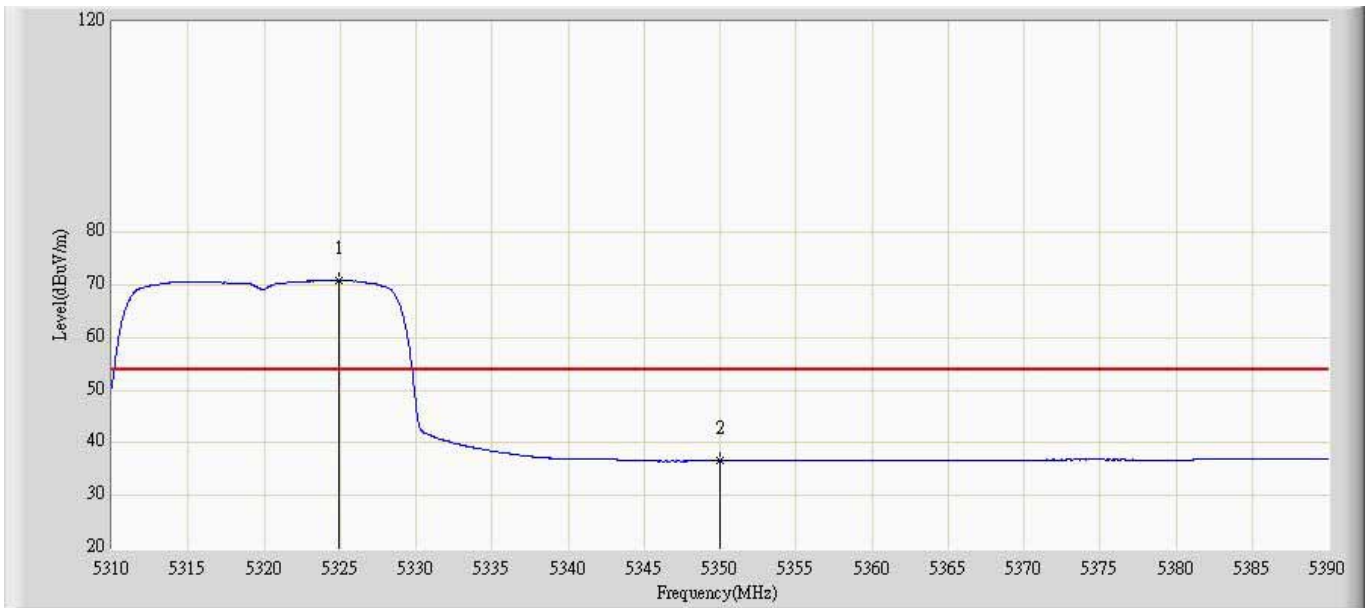
No	Flag	Mark	Frequency (MHz)	Measure Level (dBuV/m)	Reading Level (dBuV)	Over Limit (dB)	Limit (dBuV/m)	Factor	Type
1			5150.000	37.063	45.107	-16.937	54.000	-8.044	AV
2		*	5184.115	69.659	77.580	N/A	N/A	-7.922	AV

Engineer: Brgant	
Site: AC5	Time: 2013/04/15 - 20:40
Limit: FCC_Part15.209_RE(3m)	Margin: 0
Probe: Horn_3117_988(1-18GHz)	Polarity: Vertical
EUT: WIRELESS-ABGN 3X3 NETWORK MINI PCIE ADAPTER	Power: AC 120V/60Hz
Note: Mode 2: Transmit at channel 5320 MHz by 802.11n20 Chain 1	



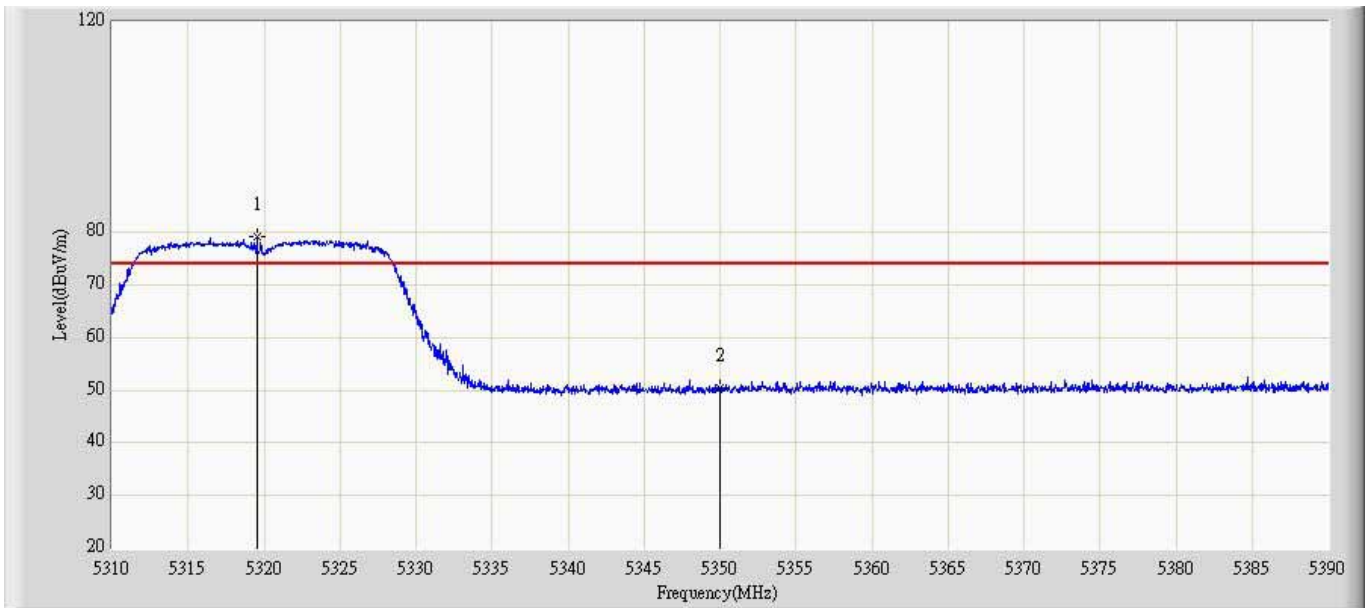
No	Flag	Mark	Frequency (MHz)	Measure Level (dBuV/m)	Reading Level (dBuV)	Over Limit (dB)	Limit (dBuV/m)	Factor	Type
1		*	5323.280	82.548	90.380	N/A	N/A	-7.832	PK
2			5350.000	50.443	58.226	-23.557	74.000	-7.783	PK

Engineer: Brgant	
Site: AC5	Time: 2013/04/15 - 20:42
Limit: FCC_Part15.209_RE(3m)	Margin: 0
Probe: Horn_3117_988(1-18GHz)	Polarity: Vertical
EUT: WIRELESS-ABGN 3X3 NETWORK MINI PCIE ADAPTER	Power: AC 120V/60Hz
Note: Mode 2: Transmit at channel 5320 MHz by 802.11n20 Chain 1	



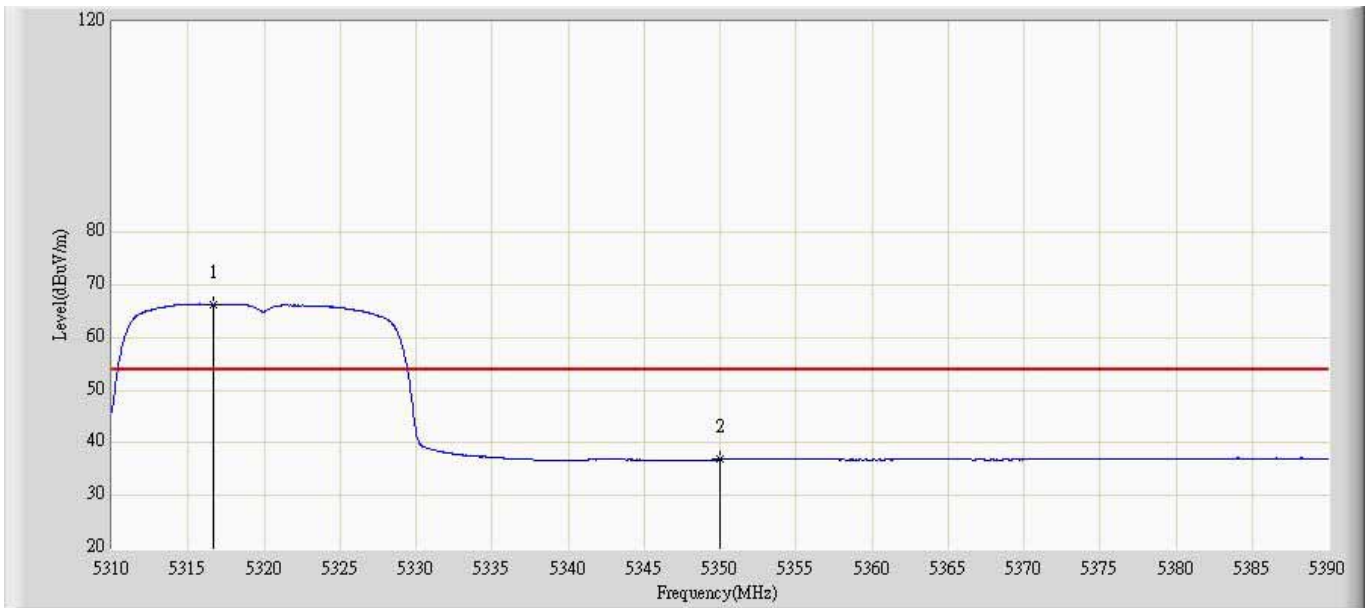
No	Flag	Mark	Frequency (MHz)	Measure Level (dBuV/m)	Reading Level (dBuV)	Over Limit (dB)	Limit (dBuV/m)	Factor	Type
1		*	5324.880	70.860	78.690	N/A	N/A	-7.830	AV
2			5350.000	36.745	44.528	-17.255	54.000	-7.783	AV

Engineer: Brgant	
Site: AC5	Time: 2013/04/15 - 20:43
Limit: FCC_Part15.209_RE(3m)	Margin: 0
Probe: Horn_3117_988(1-18GHz)	Polarity: Horizontal
EUT: WIRELESS-ABGN 3X3 NETWORK MINI PCIE ADAPTER	Power: AC 120V/60Hz
Note: Mode 2: Transmit at channel 5320 MHz by 802.11n20 Chain 1	



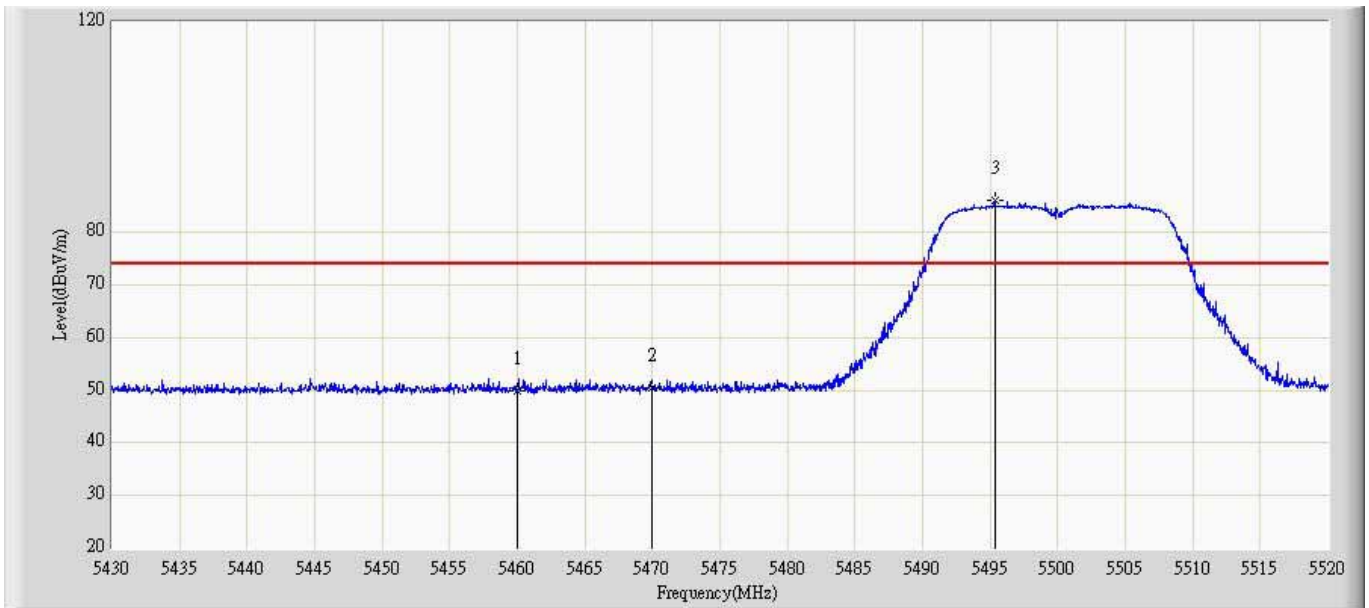
No	Flag	Mark	Frequency (MHz)	Measure Level (dBuV/m)	Reading Level (dBuV)	Over Limit (dB)	Limit (dBuV/m)	Factor	Type
1		*	5319.520	79.066	86.728	N/A	N/A	-7.662	PK
2			5350.000	50.413	58.036	-23.587	74.000	-7.623	PK

Engineer: Brgant	
Site: AC5	Time: 2013/04/15 - 20:45
Limit: FCC_Part15.209_RE(3m)	Margin: 0
Probe: Horn_3117_988(1-18GHz)	Polarity: Horizontal
EUT: WIRELESS-ABGN 3X3 NETWORK MINI PCIE ADAPTER	Power: AC 120V/60Hz
Note: Mode 2: Transmit at channel 5320 MHz by 802.11n20 Chain 1	



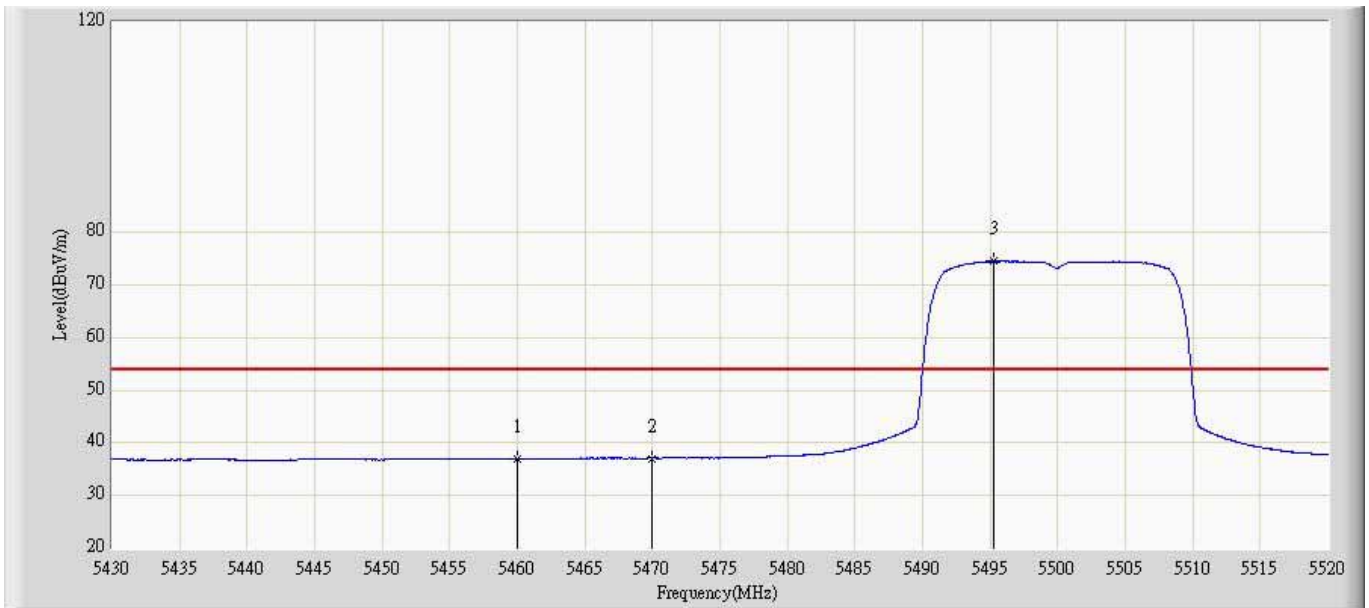
No	Flag	Mark	Frequency (MHz)	Measure Level (dBuV/m)	Reading Level (dBuV)	Over Limit (dB)	Limit (dBuV/m)	Factor	Type
1		*	5316.680	66.284	73.948	N/A	N/A	-7.665	AV
2			5350.000	36.841	44.464	-17.159	54.000	-7.623	AV

Engineer: Brgant	
Site: AC5	Time: 2013/04/15 - 20:46
Limit: FCC_Part15.209_RE(3m)	Margin: 0
Probe: Horn_3117_988(1-18GHz)	Polarity: Vertical
EUT: WIRELESS-ABGN 3X3 NETWORK MINI PCIE ADAPTER	Power: AC 120V/60Hz
Note: Mode 2: Transmit at channel 5500 MHz by 802.11n20 Chain 1	



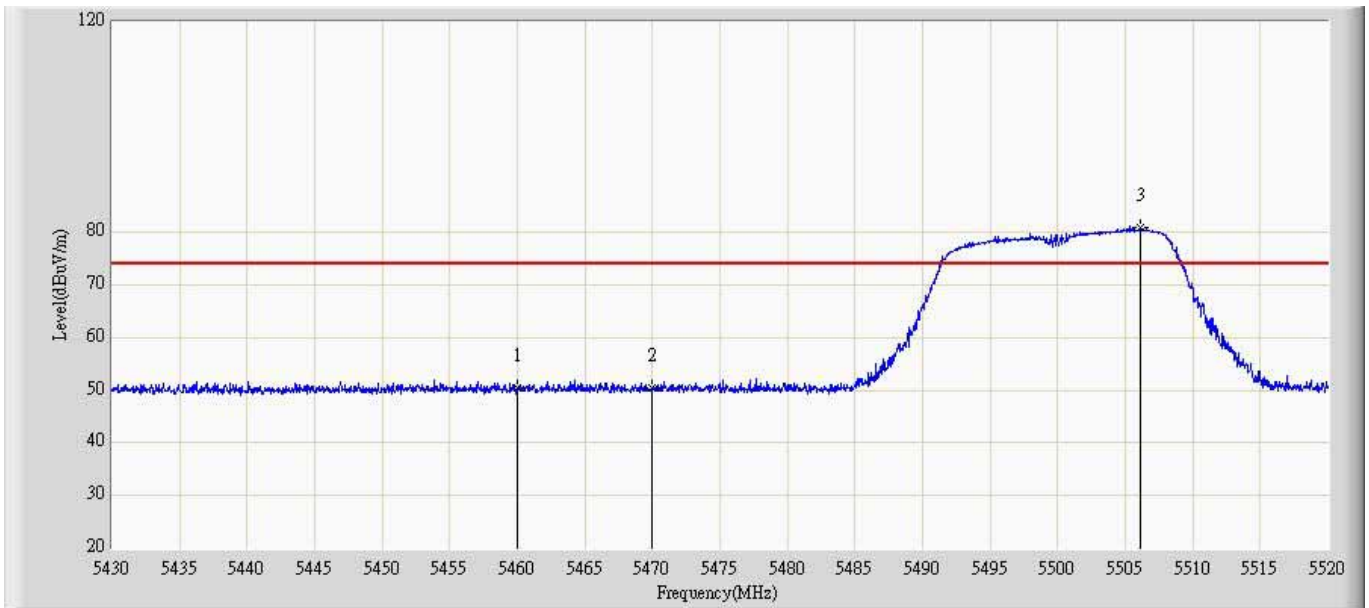
No	Flag	Mark	Frequency (MHz)	Measure Level (dBuV/m)	Reading Level (dBuV)	Over Limit (dB)	Limit (dBuV/m)	Factor	Type
1			5460.000	49.934	57.555	-24.066	74.000	-7.621	PK
2			5470.000	50.587	58.183	-37.713	88.300	-7.596	PK
3		*	5495.340	86.005	93.582	N/A	N/A	-7.578	PK

Engineer: Brgant	
Site: AC5	Time: 2013/04/15 - 20:48
Limit: FCC_Part15.209_RE(3m)	Margin: 0
Probe: Horn_3117_988(1-18GHz)	Polarity: Vertical
EUT: WIRELESS-ABGN 3X3 NETWORK MINI PCIE ADAPTER	Power: AC 120V/60Hz
Note: Mode 2: Transmit at channel 5500 MHz by 802.11n20 Chain 1	



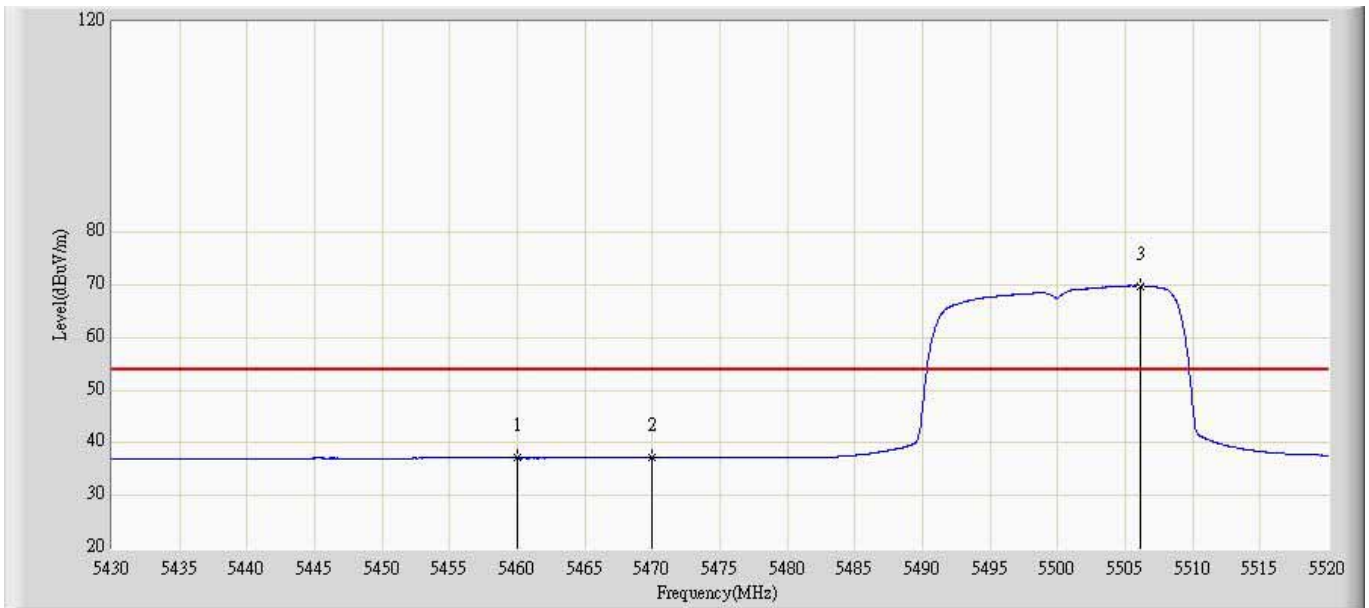
No	Flag	Mark	Frequency (MHz)	Measure Level (dBuV/m)	Reading Level (dBuV)	Over Limit (dB)	Limit (dBuV/m)	Factor	Type
1			5460.000	37.006	44.627	-16.994	54.000	-7.621	AV
2			5470.000	37.087	44.683	-31.213	68.300	-7.596	AV
3		*	5495.250	74.512	82.089	N/A	N/A	-7.578	AV

Engineer: Brgant	
Site: AC5	Time: 2013/04/15 - 20:49
Limit: FCC_Part15.209_RE(3m)	Margin: 0
Probe: Horn_3117_988(1-18GHz)	Polarity: Horizontal
EUT: WIRELESS-ABGN 3X3 NETWORK MINI PCIE ADAPTER	Power: AC 120V/60Hz
Note: Mode 2: Transmit at channel 5500 MHz by 802.11n20 Chain 1	



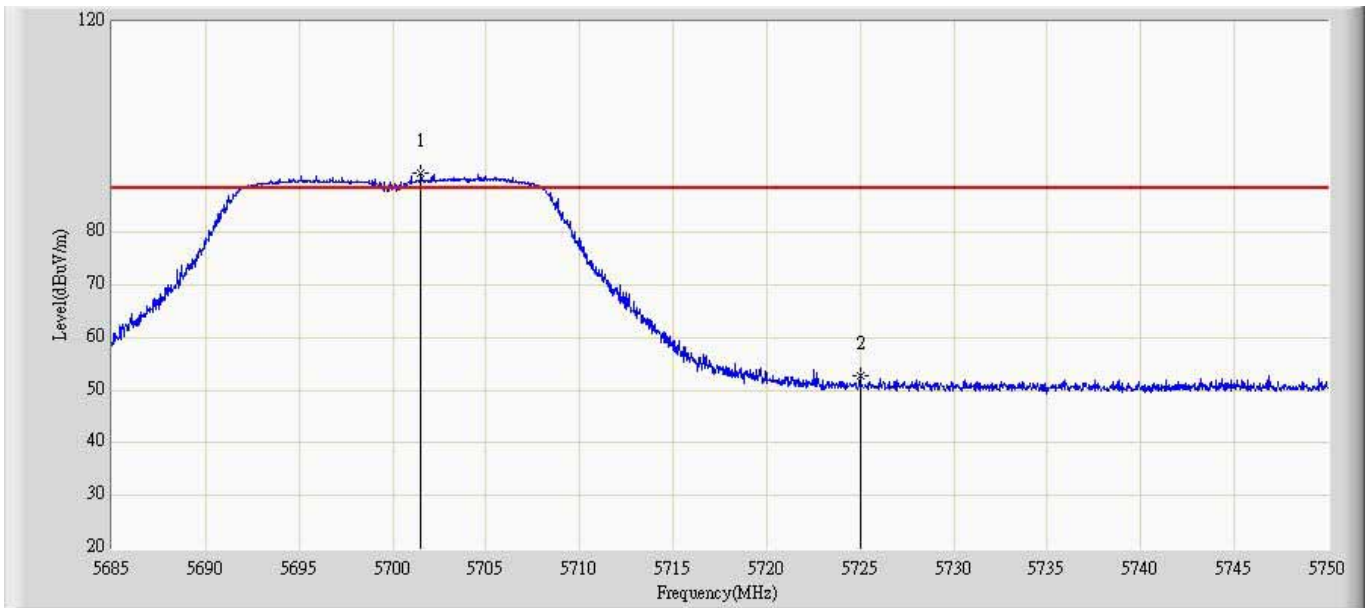
No	Flag	Mark	Frequency (MHz)	Measure Level (dBuV/m)	Reading Level (dBuV)	Over Limit (dB)	Limit (dBuV/m)	Factor	Type
1			5460.000	50.348	57.853	-23.652	74.000	-7.505	PK
2			5470.000	50.538	58.022	-37.762	88.300	-7.484	PK
3		*	5506.095	81.028	88.502	N/A	N/A	-7.473	PK

Engineer: Brgant	
Site: AC5	Time: 2013/04/15 - 20:50
Limit: FCC_Part15.209_RE(3m)	Margin: 0
Probe: Horn_3117_988(1-18GHz)	Polarity: Horizontal
EUT: WIRELESS-ABGN 3X3 NETWORK MINI PCIE ADAPTER	Power: AC 120V/60Hz
Note: Mode 2: Transmit at channel 5500 MHz by 802.11n20 Chain 1	



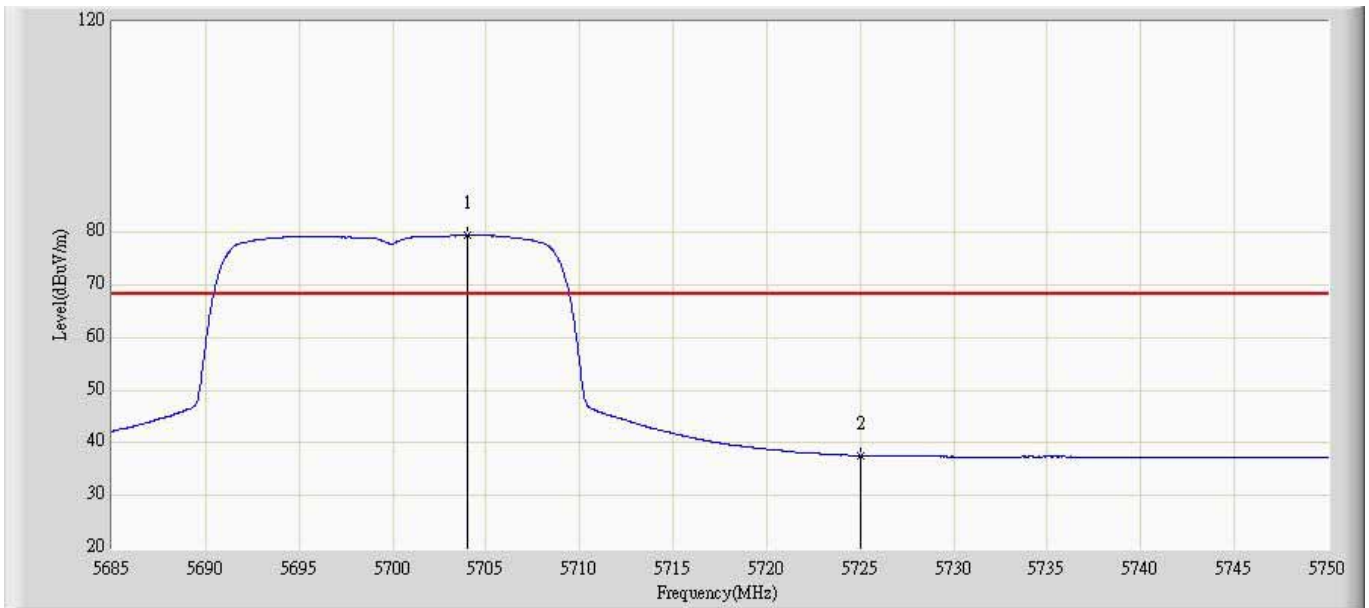
No	Flag	Mark	Frequency (MHz)	Measure Level (dBuV/m)	Reading Level (dBuV)	Over Limit (dB)	Limit (dBuV/m)	Factor	Type
1			5460.000	37.139	44.644	-16.861	54.000	-7.505	AV
2			5470.000	37.218	44.702	-31.082	68.300	-7.484	AV
3		*	5506.095	69.845	77.319	N/A	N/A	-7.473	AV

Engineer: Brgant	
Site: AC5	Time: 2013/04/15 - 20:52
Limit: FCC_Part15.407_RE(3m)	Margin: 0
Probe: Horn_3117_988(1-18GHz)	Polarity: Vertical
EUT: WIRELESS-ABGN 3X3 NETWORK MINI PCIE ADAPTER	Power: AC 120V/60Hz
Note: Mode 2: Transmit at channel 5700 MHz by 802.11n20 Chain 1	



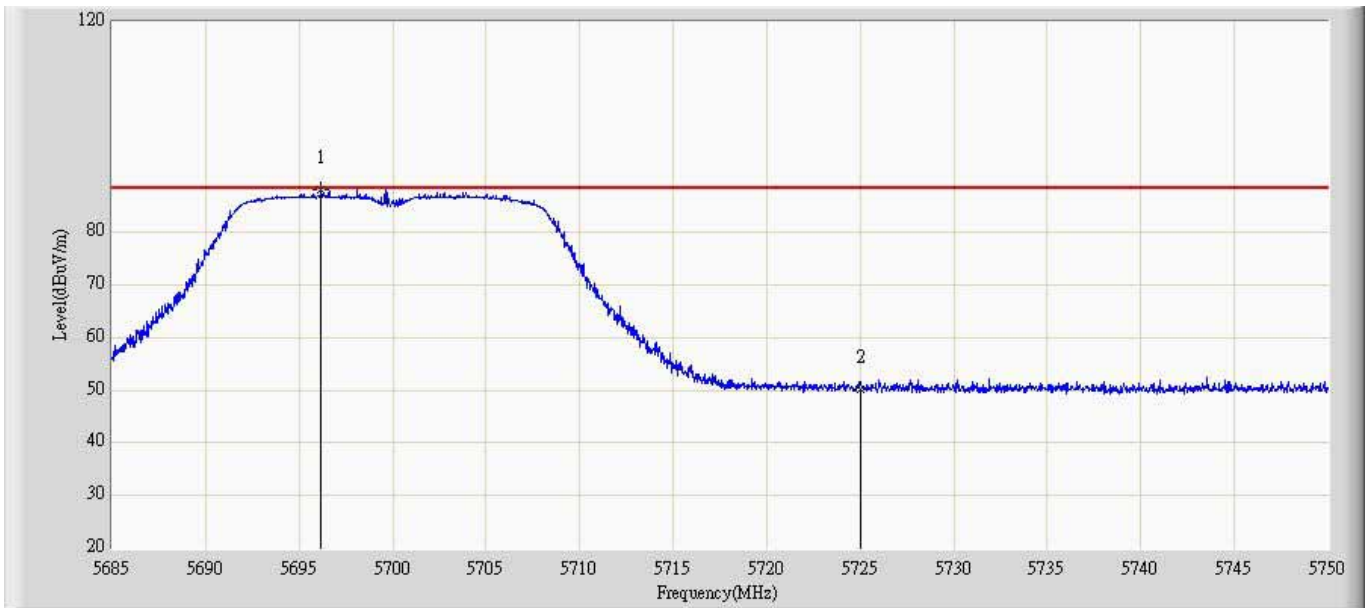
No	Flag	Mark	Frequency (MHz)	Measure Level (dBuV/m)	Reading Level (dBuV)	Over Limit (dB)	Limit (dBuV/m)	Factor	Type
1		*	5701.510	91.330	98.563	N/A	N/A	-7.233	PK
2			5725.000	52.669	59.850	-35.631	88.300	-7.181	PK

Engineer: Brgant	
Site: AC5	Time: 2013/04/15 - 20:54
Limit: FCC_Part15.407_RE(3m)	Margin: 0
Probe: Horn_3117_988(1-18GHz)	Polarity: Vertical
EUT: WIRELESS-ABGN 3X3 NETWORK MINI PCIE ADAPTER	Power: AC 120V/60Hz
Note: Mode 2: Transmit at channel 5700 MHz by 802.11n20 Chain 1	



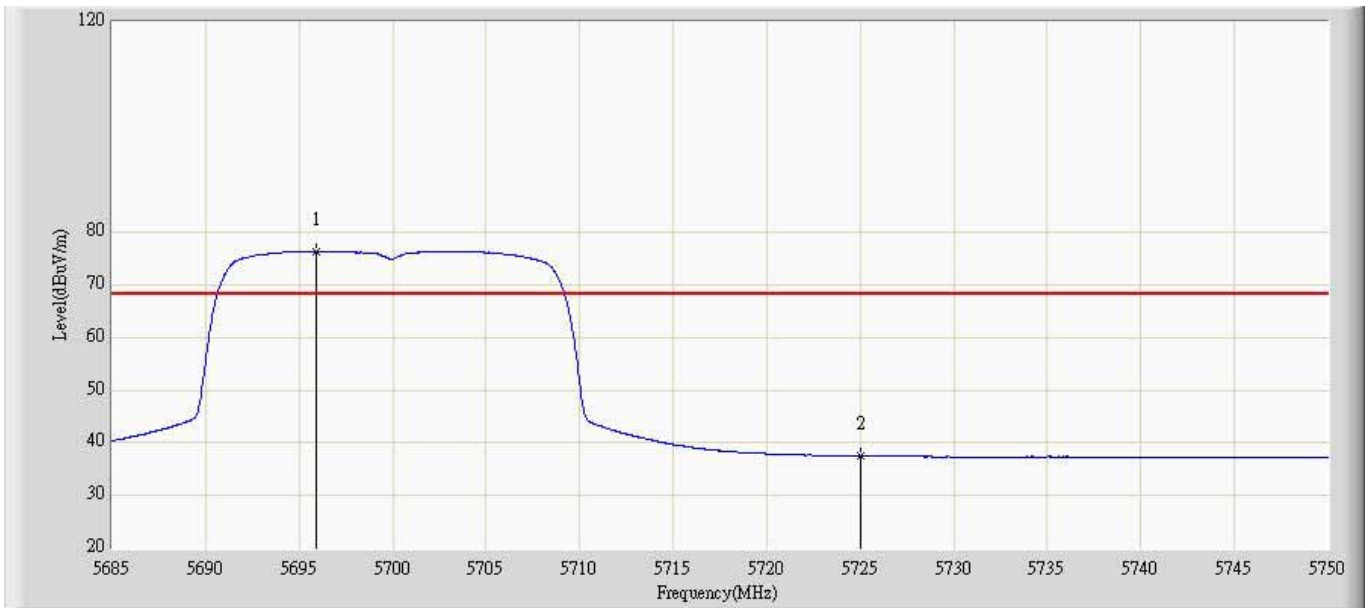
No	Flag	Mark	Frequency (MHz)	Measure Level (dBuV/m)	Reading Level (dBuV)	Over Limit (dB)	Limit (dBuV/m)	Factor	Type
1		*	5704.013	79.475	86.703	N/A	N/A	-7.228	AV
2			5725.000	37.606	44.787	-30.694	68.300	-7.181	AV

Engineer: Brgant	
Site: AC5	Time: 2013/04/15 - 20:55
Limit: FCC_Part15.407_RE(3m)	Margin: 0
Probe: Horn_3117_988(1-18GHz)	Polarity: Horizontal
EUT: WIRELESS-ABGN 3X3 NETWORK MINI PCIE ADAPTER	Power: AC 120V/60Hz
Note: Mode 2: Transmit at channel 5700 MHz by 802.11n20 Chain 1	



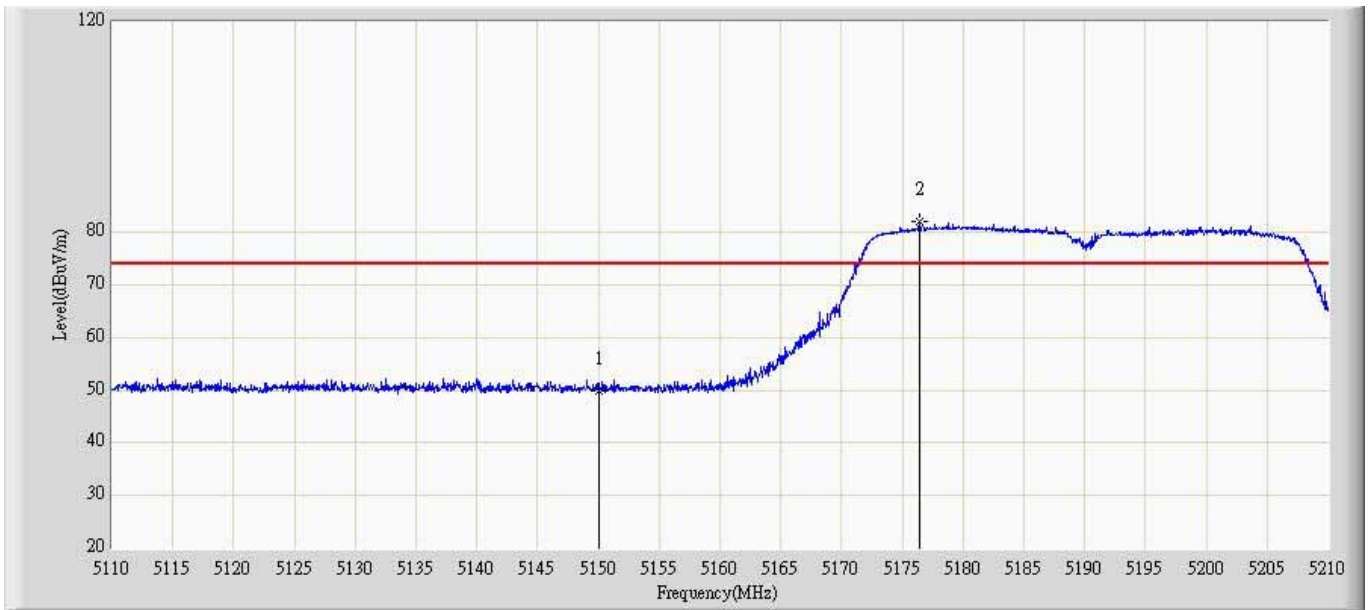
No	Flag	Mark	Frequency (MHz)	Measure Level (dBuV/m)	Reading Level (dBuV)	Over Limit (dB)	Limit (dBuV/m)	Factor	Type
1		*	5696.180	88.032	95.252	N/A	N/A	-7.220	PK
2			5725.000	50.114	57.285	-38.186	88.300	-7.171	PK

Engineer: Brgant	
Site: AC5	Time: 2013/04/15 - 20:55
Limit: FCC_Part15.407_RE(3m)	Margin: 0
Probe: Horn_3117_988(1-18GHz)	Polarity: Horizontal
EUT: WIRELESS-ABGN 3X3 NETWORK MINI PCIE ADAPTER	Power: AC 120V/60Hz
Note: Mode 2: Transmit at channel 5700 MHz by 802.11n20 Chain 1	



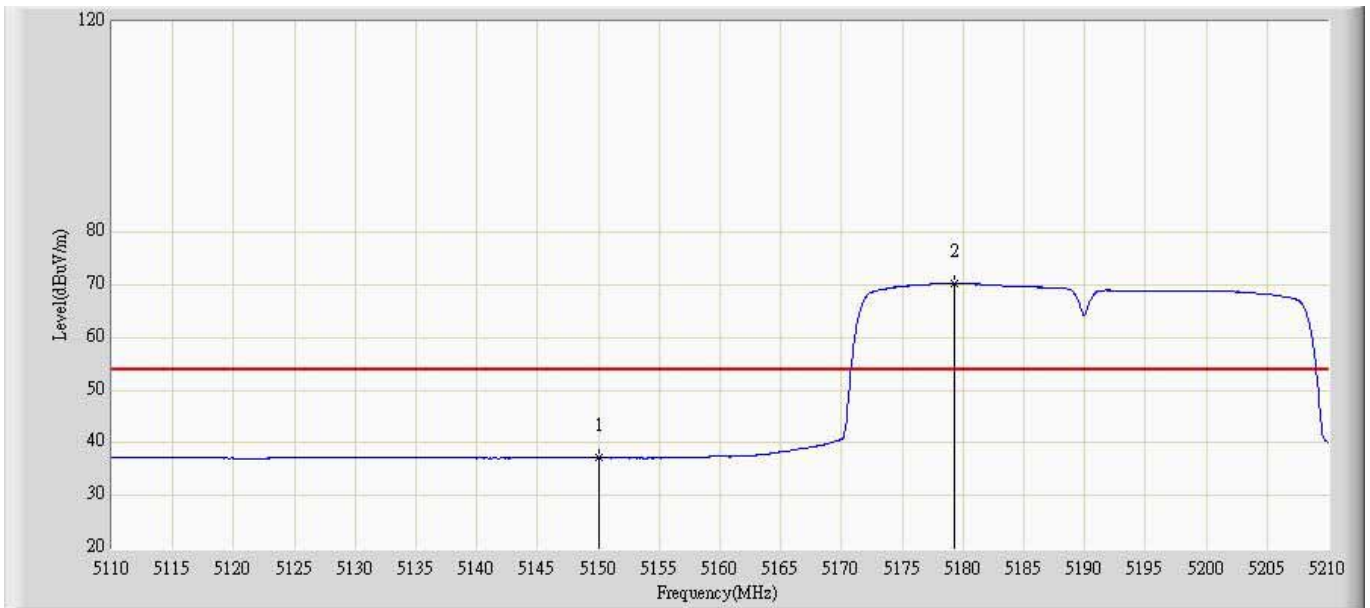
No	Flag	Mark	Frequency (MHz)	Measure Level (dBuV/m)	Reading Level (dBuV)	Over Limit (dB)	Limit (dBuV/m)	Factor	Type
1		*	5695.888	76.338	83.559	N/A	N/A	-7.220	AV
2			5725.000	37.497	44.668	-30.803	68.300	-7.171	AV

Engineer: Brgant	
Site: AC5	Time: 2013/04/15 - 20:57
Limit: FCC_Part15.209_RE(3m)	Margin: 0
Probe: Horn_3117_988(1-18GHz)	Polarity: Vertical
EUT: WIRELESS-ABGN 3X3 NETWORK MINI PCIE ADAPTER	Power: AC 120V/60Hz
Note: Mode 3: Transmit at channel 5190 MHz by 802.11n40 Chain 1	



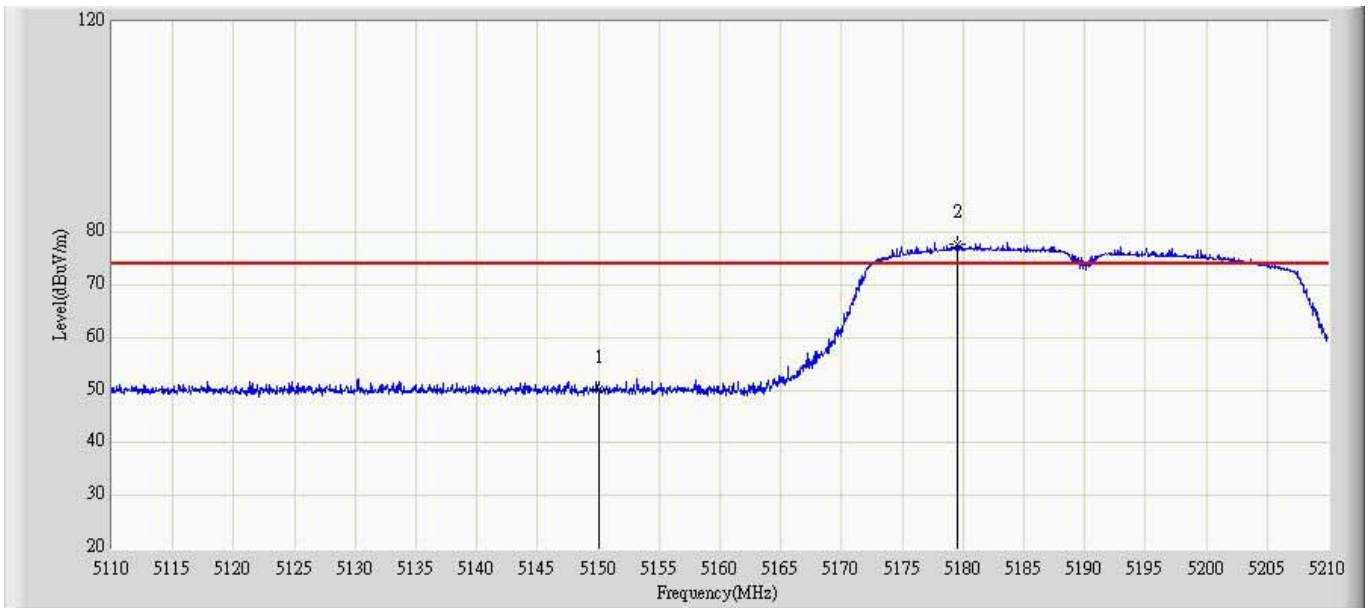
No	Flag	Mark	Frequency (MHz)	Measure Level (dBuV/m)	Reading Level (dBuV)	Over Limit (dB)	Limit (dBuV/m)	Factor	Type
1			5150.000	50.010	58.094	-23.990	74.000	-8.084	PK
2		*	5176.400	81.967	89.994	N/A	N/A	-8.026	PK

Engineer: Brgant	
Site: AC5	Time: 2013/04/15 - 21:00
Limit: FCC_Part15.209_RE(3m)	Margin: 0
Probe: Horn_3117_988(1-18GHz)	Polarity: Vertical
EUT: WIRELESS-ABGN 3X3 NETWORK MINI PCIE ADAPTER	Power: AC 120V/60Hz
Note: Mode 3: Transmit at channel 5190 MHz by 802.11n40 Chain 1	



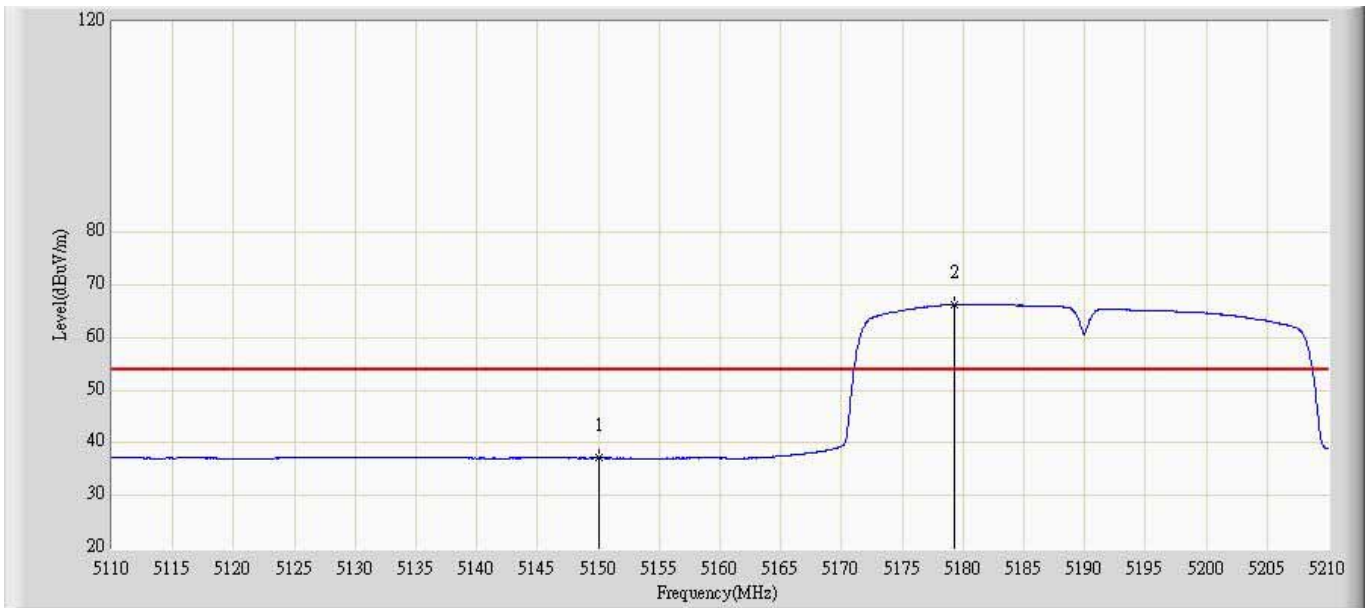
No	Flag	Mark	Frequency (MHz)	Measure Level (dBuV/m)	Reading Level (dBuV)	Over Limit (dB)	Limit (dBuV/m)	Factor	Type
1			5150.000	37.117	45.201	-16.883	54.000	-8.084	AV
2		*	5179.300	70.252	78.275	N/A	N/A	-8.024	AV

Engineer: Brgant	
Site: AC5	Time: 2013/04/15 - 21:00
Limit: FCC_Part15.209_RE(3m)	Margin: 0
Probe: Horn_3117_988(1-18GHz)	Polarity: Horizontal
EUT: WIRELESS-ABGN 3X3 NETWORK MINI PCIE ADAPTER	Power: AC 120V/60Hz
Note: Mode 3: Transmit at channel 5190 MHz by 802.11n40 Chain 1	



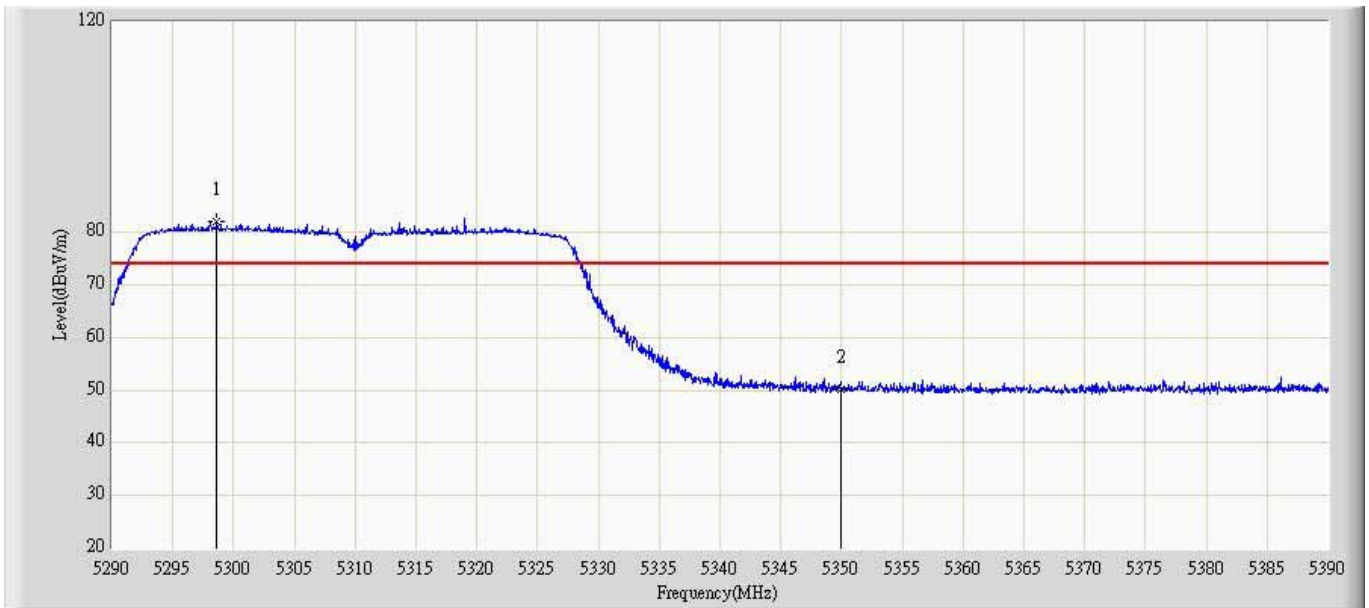
No	Flag	Mark	Frequency (MHz)	Measure Level (dBuV/m)	Reading Level (dBuV)	Over Limit (dB)	Limit (dBuV/m)	Factor	Type
1			5150.000	50.162	58.206	-23.838	74.000	-8.044	PK
2		*	5179.500	77.618	85.554	N/A	N/A	-7.935	PK

Engineer: Brgant	
Site: AC5	Time: 2013/04/15 - 21:01
Limit: FCC_Part15.209_RE(3m)	Margin: 0
Probe: Horn_3117_988(1-18GHz)	Polarity: Horizontal
EUT: WIRELESS-ABGN 3X3 NETWORK MINI PCIE ADAPTER	Power: AC 120V/60Hz
Note: Mode 3: Transmit at channel 5190 MHz by 802.11n40 Chain 1	



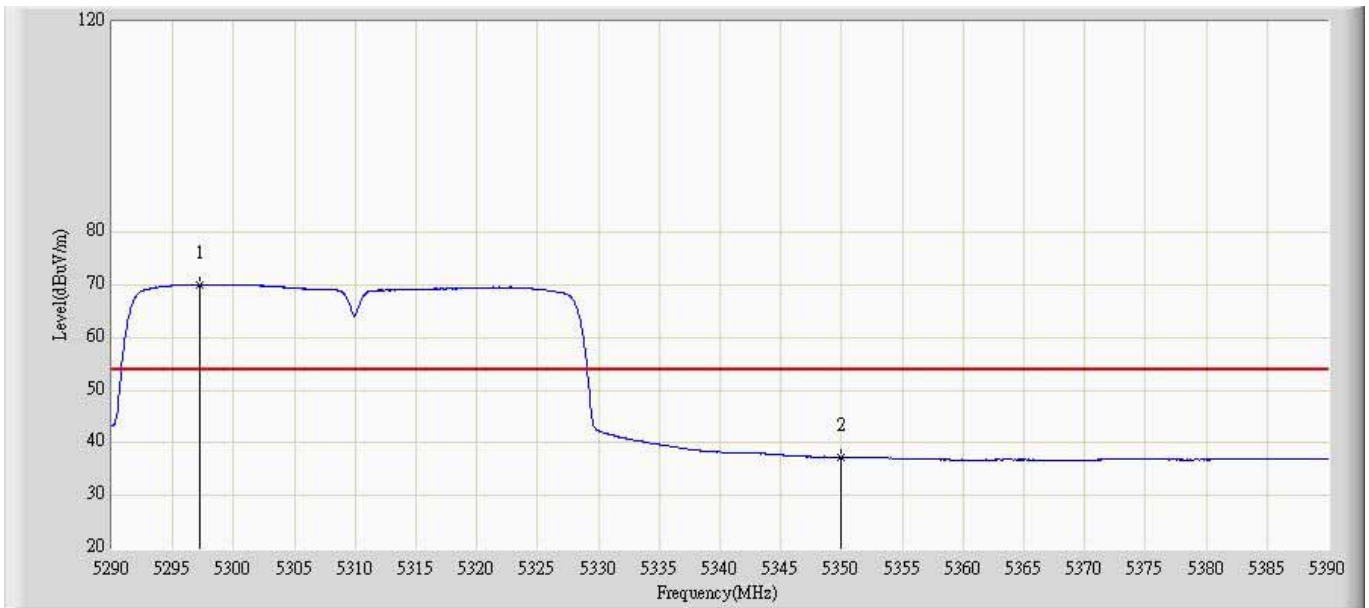
No	Flag	Mark	Frequency (MHz)	Measure Level (dBuV/m)	Reading Level (dBuV)	Over Limit (dB)	Limit (dBuV/m)	Factor	Type
1			5150.000	37.111	45.155	-16.889	54.000	-8.044	AV
2		*	5179.300	66.294	74.230	N/A	N/A	-7.937	AV

Engineer: Brgant	
Site: AC5	Time: 2013/04/15 - 21:03
Limit: FCC_Part15.209_RE(3m)	Margin: 0
Probe: Horn_3117_988(1-18GHz)	Polarity: Vertical
EUT: WIRELESS-ABGN 3X3 NETWORK MINI PCIE ADAPTER	Power: AC 120V/60Hz
Note: Mode 3: Transmit at channel 5310 MHz by 802.11n40 Chain 1	



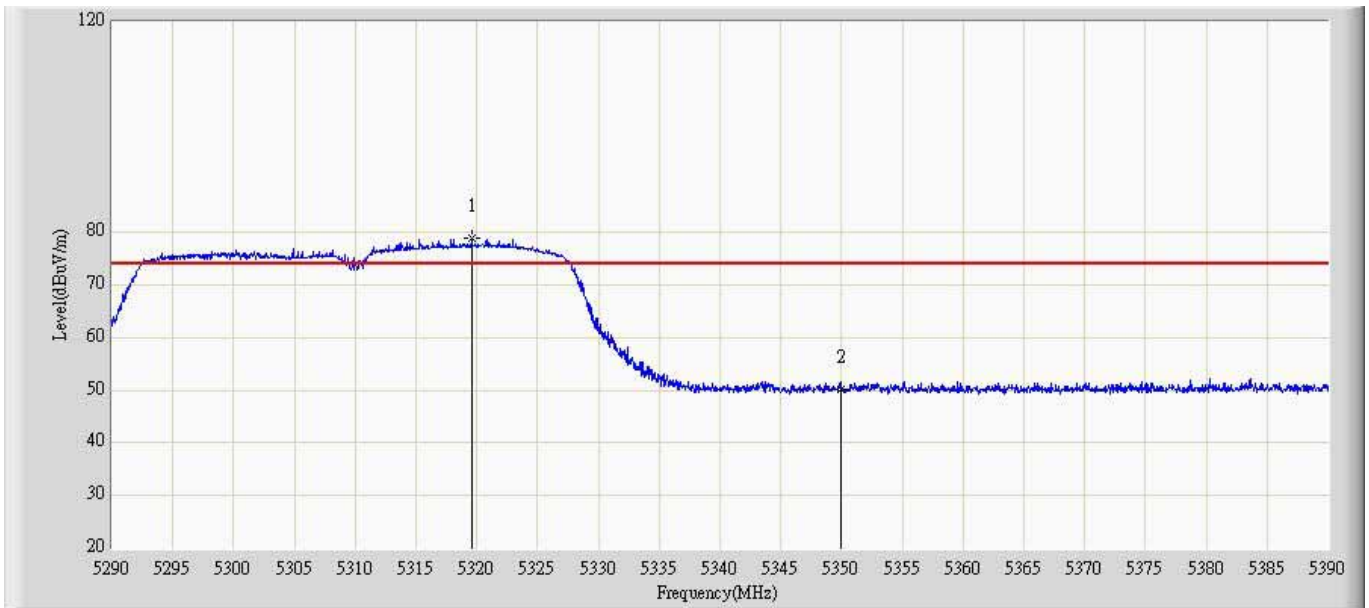
No	Flag	Mark	Frequency (MHz)	Measure Level (dBuV/m)	Reading Level (dBuV)	Over Limit (dB)	Limit (dBuV/m)	Factor	Type
1		*	5298.600	82.211	90.075	N/A	N/A	-7.863	PK
2			5350.000	50.229	58.012	-23.771	74.000	-7.783	PK

Engineer: Brgant	
Site: AC5	Time: 2013/04/15 - 21:06
Limit: FCC_Part15.209_RE(3m)	Margin: 0
Probe: Horn_3117_988(1-18GHz)	Polarity: Vertical
EUT: WIRELESS-ABGN 3X3 NETWORK MINI PCIE ADAPTER	Power: AC 120V/60Hz
Note: Mode 3: Transmit at channel 5310 MHz by 802.11n40 Chain 1	



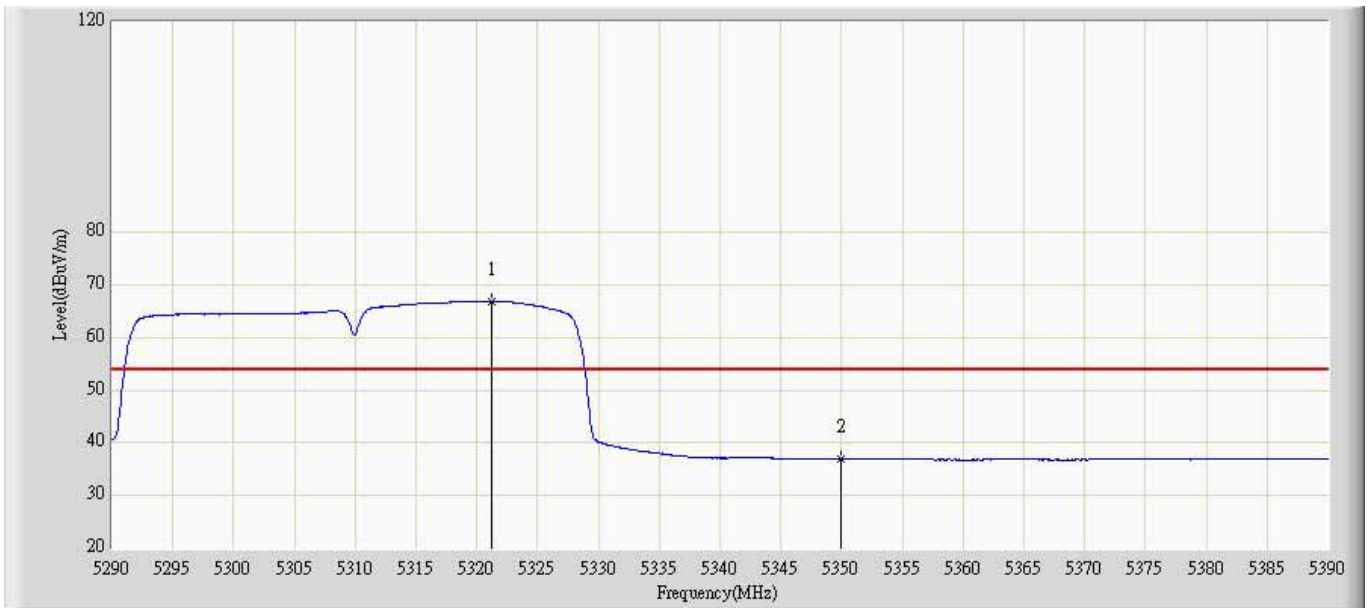
No	Flag	Mark	Frequency (MHz)	Measure Level (dBuV/m)	Reading Level (dBuV)	Over Limit (dB)	Limit (dBuV/m)	Factor	Type
1		*	5297.250	70.031	77.898	N/A	N/A	-7.866	AV
2			5350.000	37.315	45.098	-16.685	54.000	-7.783	AV

Engineer: Brgant	
Site: AC5	Time: 2013/04/15 - 21:06
Limit: FCC_Part15.209_RE(3m)	Margin: 0
Probe: Horn_3117_988(1-18GHz)	Polarity: Horizontal
EUT: WIRELESS-ABGN 3X3 NETWORK MINI PCIE ADAPTER	Power: AC 120V/60Hz
Note: Mode 3: Transmit at channel 5310 MHz by 802.11n40 Chain 1	



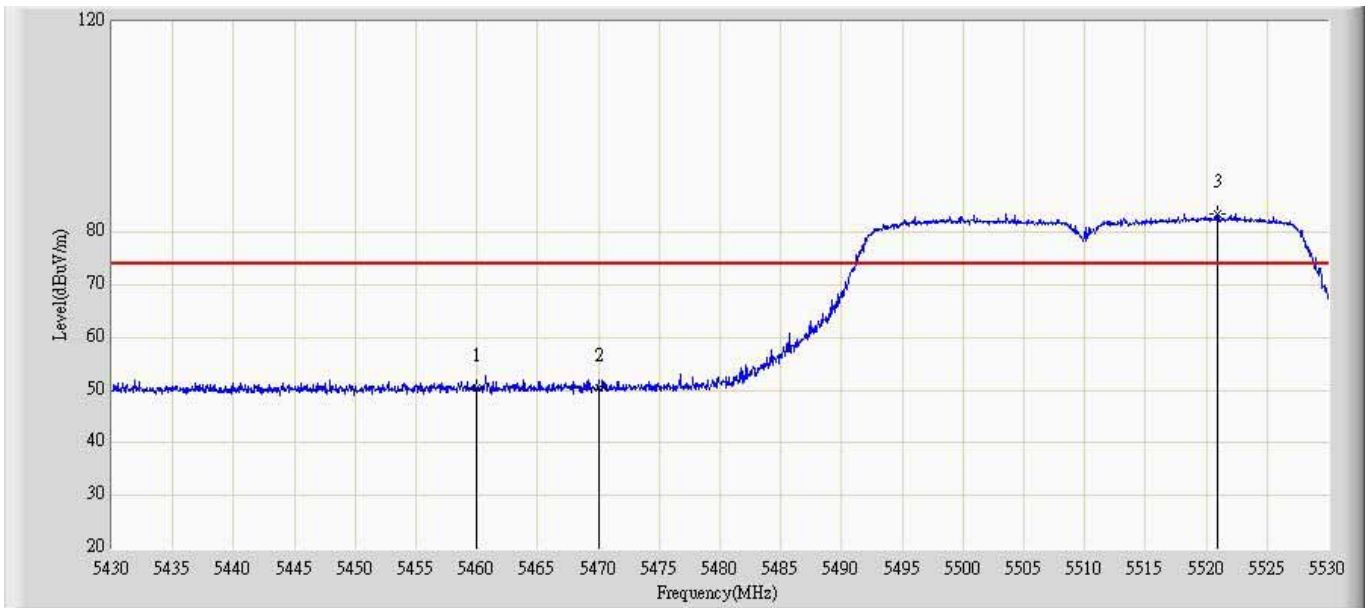
No	Flag	Mark	Frequency (MHz)	Measure Level (dBuV/m)	Reading Level (dBuV)	Over Limit (dB)	Limit (dBuV/m)	Factor	Type
1		*	5319.600	79.043	86.705	N/A	N/A	-7.662	PK
2			5350.000	50.085	57.708	-23.915	74.000	-7.623	PK

Engineer: Brgant	
Site: AC5	Time: 2013/04/15 - 21:08
Limit: FCC_Part15.209_RE(3m)	Margin: 0
Probe: Horn_3117_988(1-18GHz)	Polarity: Horizontal
EUT: WIRELESS-ABGN 3X3 NETWORK MINI PCIE ADAPTER	Power: AC 120V/60Hz
Note: Mode 3: Transmit at channel 5310 MHz by 802.11n40 Chain 1	



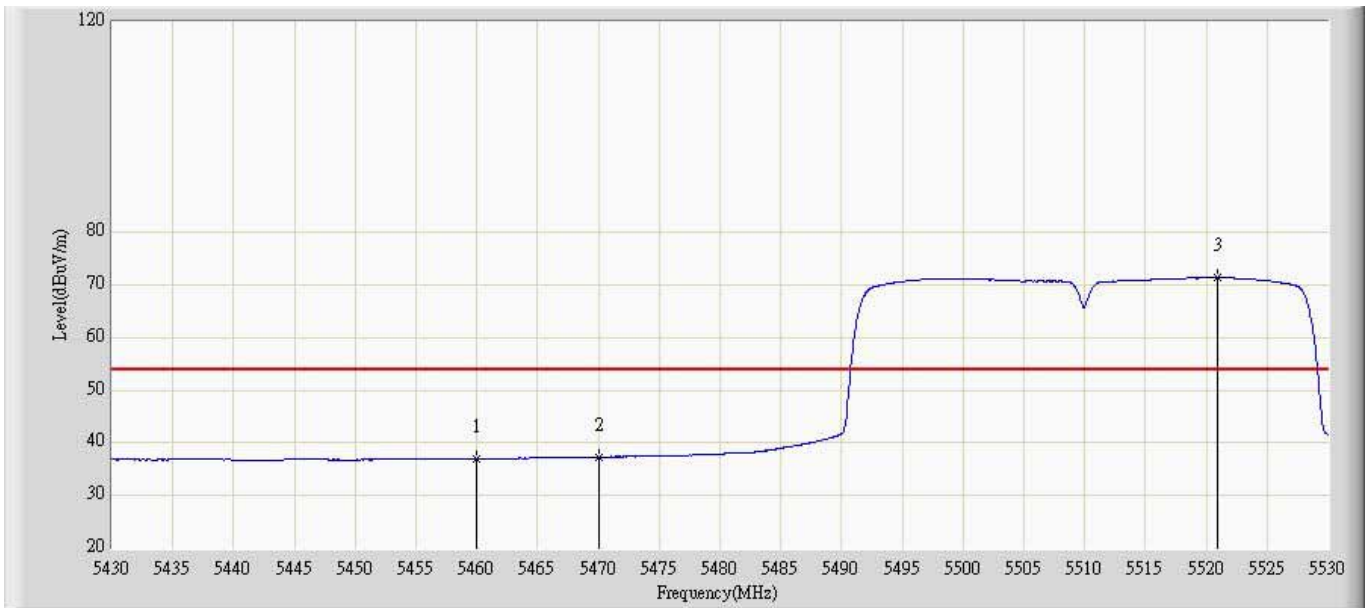
No	Flag	Mark	Frequency (MHz)	Measure Level (dBuV/m)	Reading Level (dBuV)	Over Limit (dB)	Limit (dBuV/m)	Factor	Type
1		*	5321.200	66.919	74.581	N/A	N/A	-7.662	AV
2			5350.000	36.966	44.589	-17.034	54.000	-7.623	AV

Engineer: Brgant	
Site: AC5	Time: 2013/04/15 - 21:10
Limit: FCC_Part15.209_RE(3m)	Margin: 0
Probe: Horn_3117_988(1-18GHz)	Polarity: Vertical
EUT: WIRELESS-ABGN 3X3 NETWORK MINI PCIE ADAPTER	Power: AC 120V/60Hz
Note: Mode 3: Transmit at channel 5510 MHz by 802.11n40 Chain 1	



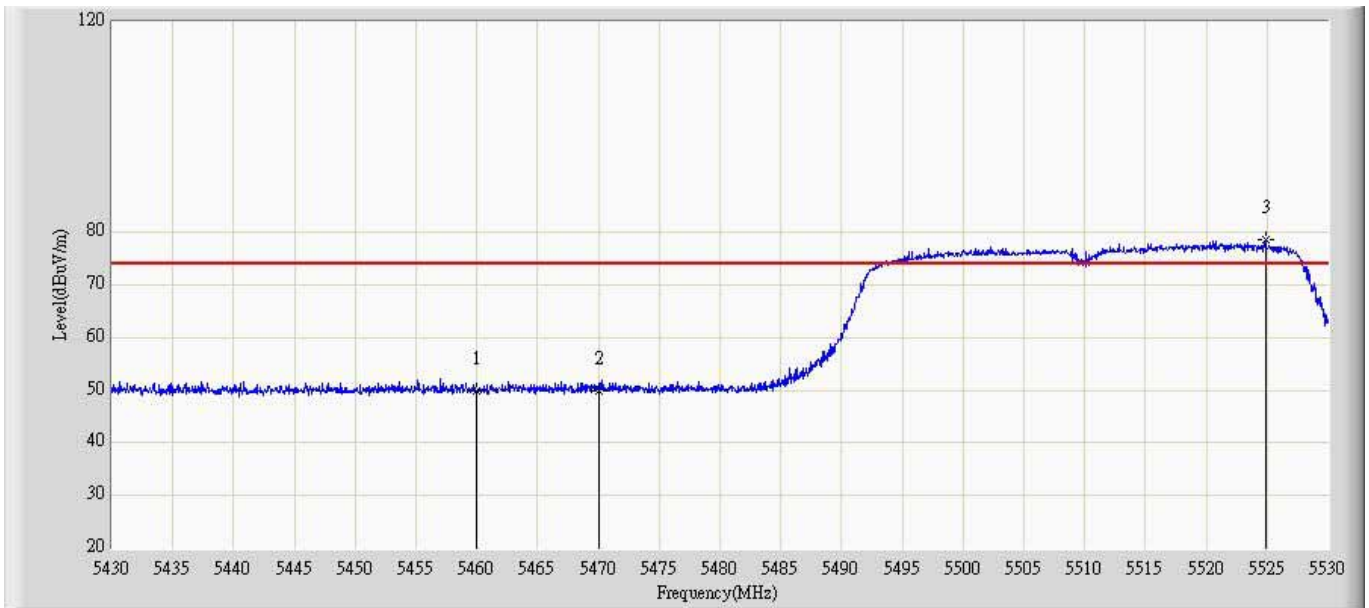
No	Flag	Mark	Frequency (MHz)	Measure Level (dBuV/m)	Reading Level (dBuV)	Over Limit (dB)	Limit (dBuV/m)	Factor	Type
1			5460.000	50.334	57.955	-23.666	74.000	-7.621	PK
2			5470.000	50.333	57.929	-37.967	88.300	-7.596	PK
3		*	5520.950	83.585	91.121	N/A	N/A	-7.537	PK

Engineer: Brgant	
Site: AC5	Time: 2013/04/15 - 21:12
Limit: FCC_Part15.209_RE(3m)	Margin: 0
Probe: Horn_3117_988(1-18GHz)	Polarity: Vertical
EUT: WIRELESS-ABGN 3X3 NETWORK MINI PCIE ADAPTER	Power: AC 120V/60Hz
Note: Mode 3: Transmit at channel 5510 MHz by 802.11n40 Chain 1	



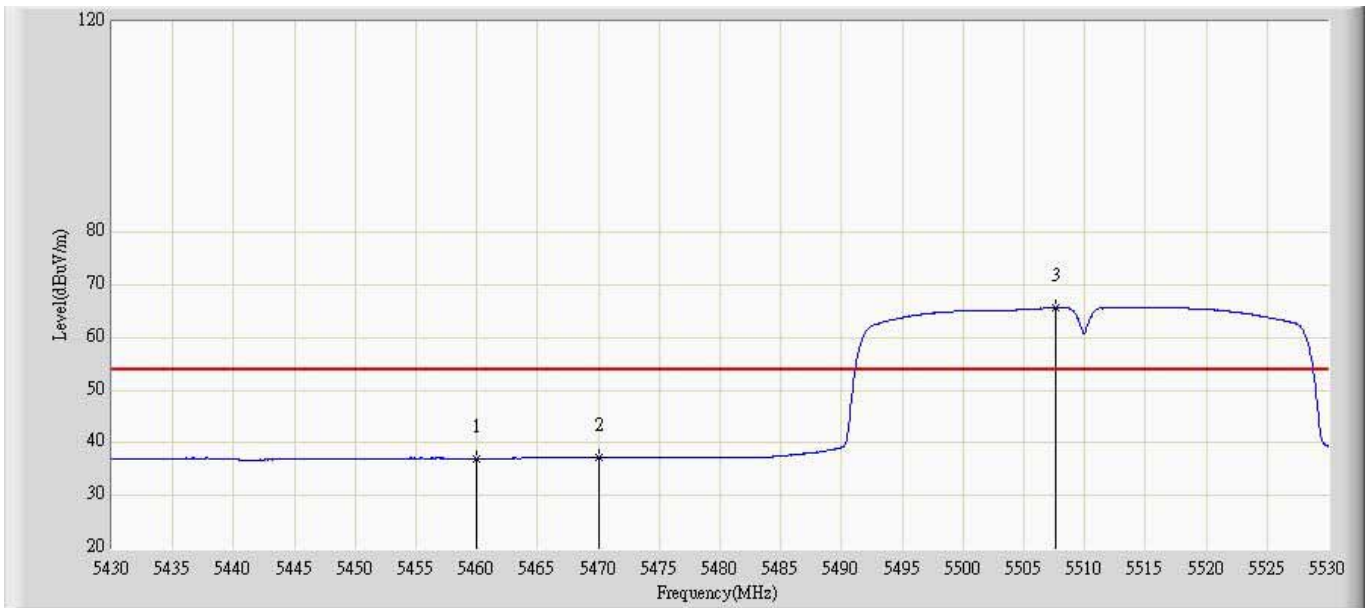
No	Flag	Mark	Frequency (MHz)	Measure Level (dBuV/m)	Reading Level (dBuV)	Over Limit (dB)	Limit (dBuV/m)	Factor	Type
1			5460.000	36.989	44.610	-17.011	54.000	-7.621	AV
2			5470.000	37.325	44.921	-30.975	68.300	-7.596	AV
3		*	5520.950	71.405	78.941	N/A	N/A	-7.537	AV

Engineer: Brgant	
Site: AC5	Time: 2013/04/15 - 21:13
Limit: FCC_Part15.209_RE(3m)	Margin: 0
Probe: Horn_3117_988(1-18GHz)	Polarity: Horizontal
EUT: WIRELESS-ABGN 3X3 NETWORK MINI PCIE ADAPTER	Power: AC 120V/60Hz
Note: Mode 3: Transmit at channel 5510 MHz by 802.11n40 Chain 1	



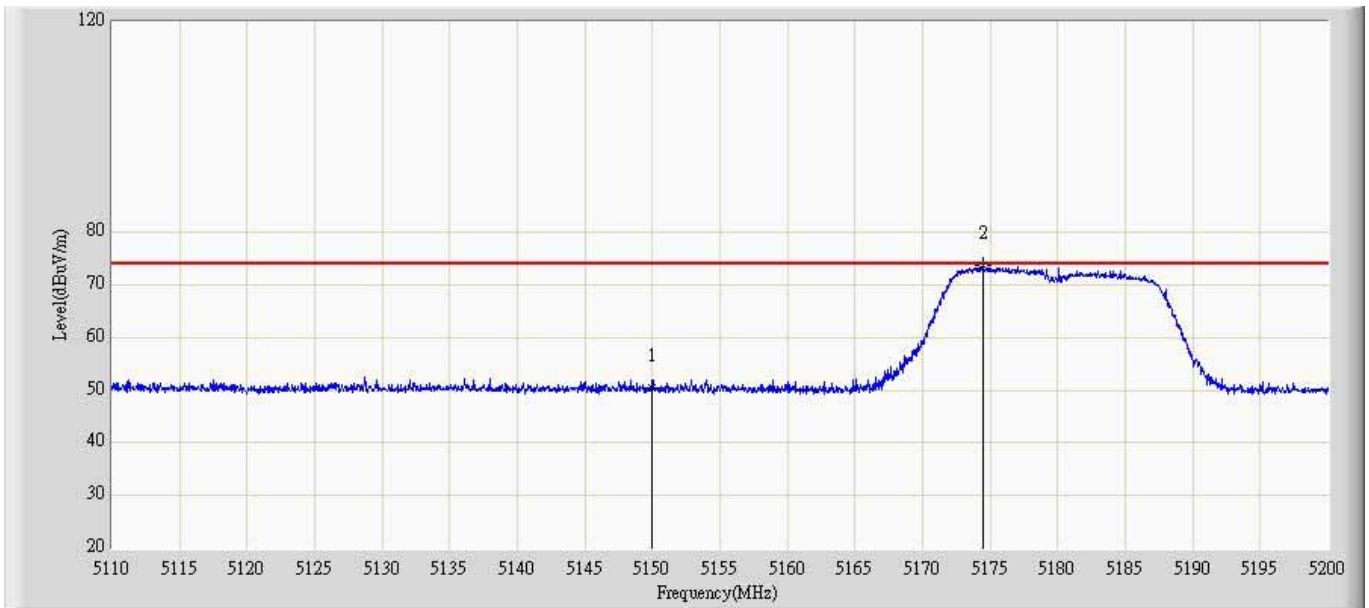
No	Flag	Mark	Frequency (MHz)	Measure Level (dBuV/m)	Reading Level (dBuV)	Over Limit (dB)	Limit (dBuV/m)	Factor	Type
1			5460.000	49.817	57.322	-24.183	74.000	-7.505	PK
2			5470.000	49.835	57.319	-38.465	88.300	-7.484	PK
3		*	5524.850	78.660	86.098	N/A	N/A	-7.438	PK

Engineer: Brgant	
Site: AC5	Time: 2013/04/15 - 21:14
Limit: FCC_Part15.209_RE(3m)	Margin: 0
Probe: Horn_3117_988(1-18GHz)	Polarity: Horizontal
EUT: WIRELESS-ABGN 3X3 NETWORK MINI PCIE ADAPTER	Power: AC 120V/60Hz
Note: Mode 3: Transmit at channel 5510 MHz by 802.11n40 Chain 1	



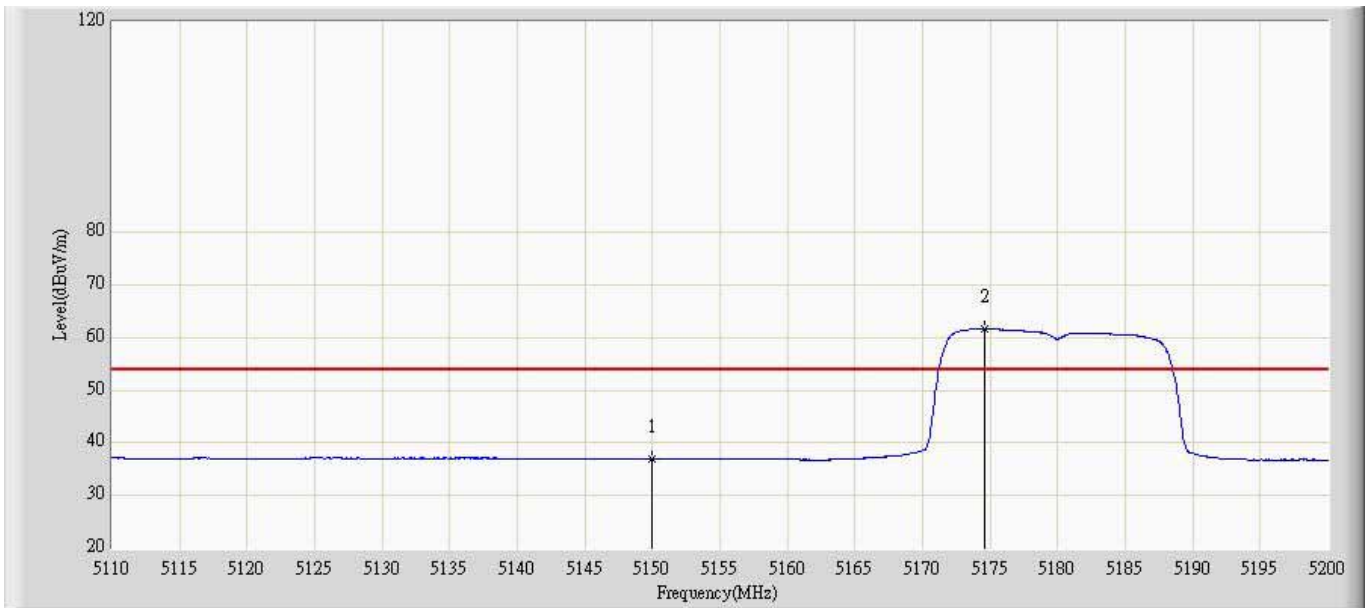
No	Flag	Mark	Frequency (MHz)	Measure Level (dBuV/m)	Reading Level (dBuV)	Over Limit (dB)	Limit (dBuV/m)	Factor	Type
1			5460.000	37.034	44.539	-16.966	54.000	-7.505	AV
2			5470.000	37.175	44.659	-31.125	68.300	-7.484	AV
3		*	5507.550	65.631	73.102	N/A	N/A	-7.471	AV

Engineer: Brgant	
Site: AC5	Time: 2013/04/15 - 21:21
Limit: FCC_Part15.209_RE(3m)	Margin: 0
Probe: Horn_3117_988(1-18GHz)	Polarity: Vertical
EUT: WIRELESS-ABGN 3X3 NETWORK MINI PCIE ADAPTER	Power: AC 120V/60Hz
Note: Mode 1: Transmit at channel 5180 MHz by 802.11a Chain 2	



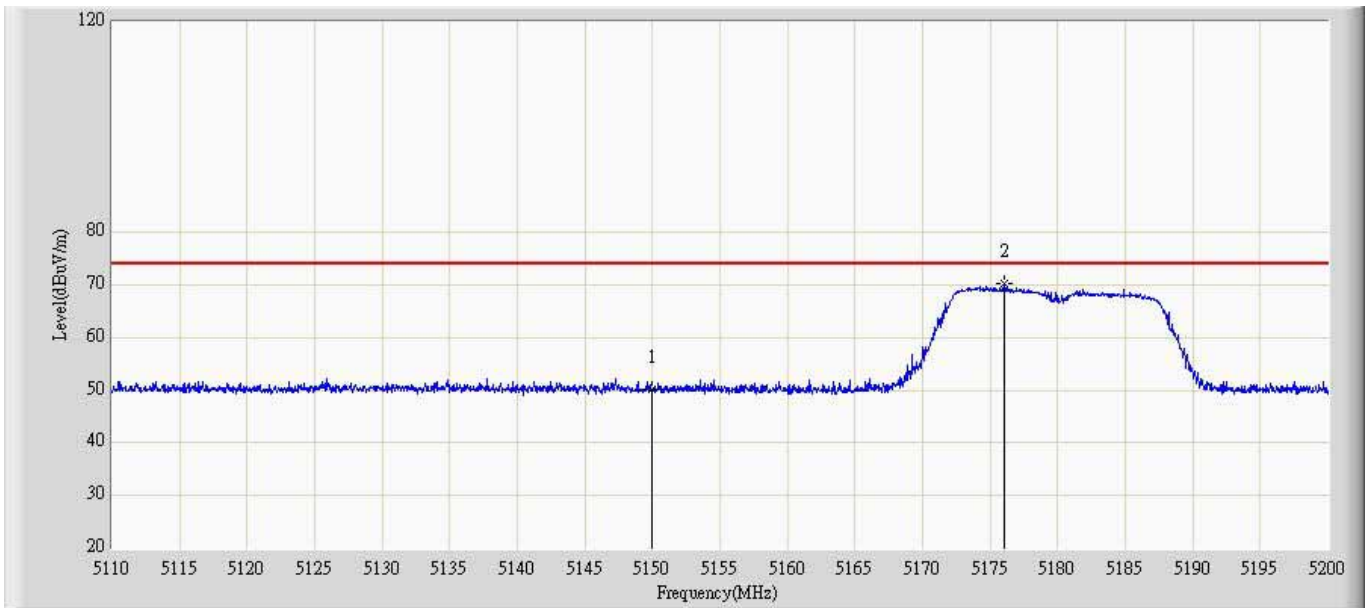
No	Flag	Mark	Frequency (MHz)	Measure Level (dBuV/m)	Reading Level (dBuV)	Over Limit (dB)	Limit (dBuV/m)	Factor	Type
1			5150.000	50.338	58.422	-23.662	74.000	-8.084	PK
2		*	5174.485	73.735	81.764	N/A	N/A	-8.028	PK

Engineer: Brgant	
Site: AC5	Time: 2013/04/15 - 21:29
Limit: FCC_Part15.209_RE(3m)	Margin: 0
Probe: Horn_3117_988(1-18GHz)	Polarity: Vertical
EUT: WIRELESS-ABGN 3X3 NETWORK MINI PCIE ADAPTER	Power: AC 120V/60Hz
Note: Mode 1: Transmit at channel 5180 MHz by 802.11a Chain 2	



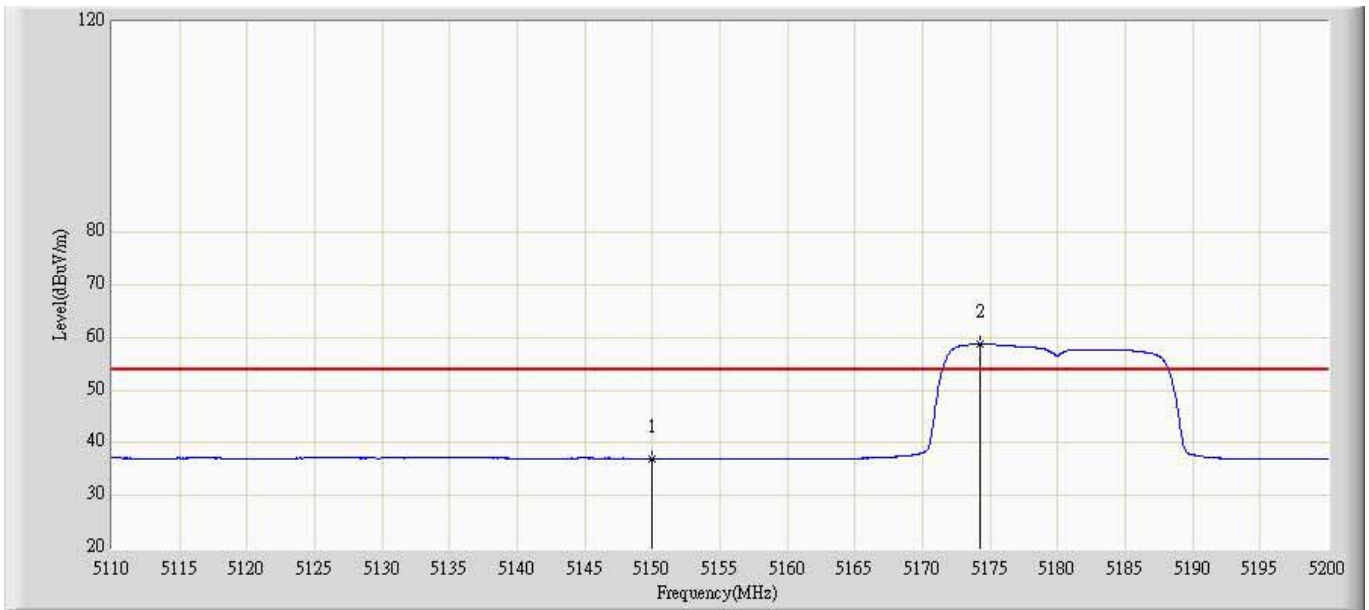
No	Flag	Mark	Frequency (MHz)	Measure Level (dBuV/m)	Reading Level (dBuV)	Over Limit (dB)	Limit (dBuV/m)	Factor	Type
1			5150.000	36.965	45.049	-17.035	54.000	-8.084	AV
2		*	5174.620	61.671	69.700	N/A	N/A	-8.028	AV

Engineer: Brgant	
Site: AC5	Time: 2013/04/15 - 21:30
Limit: FCC_Part15.209_RE(3m)	Margin: 0
Probe: Horn_3117_988(1-18GHz)	Polarity: Horizontal
EUT: WIRELESS-ABGN 3X3 NETWORK MINI PCIE ADAPTER	Power: AC 120V/60Hz
Note: Mode 1: Transmit at channel 5180 MHz by 802.11a Chain 2	



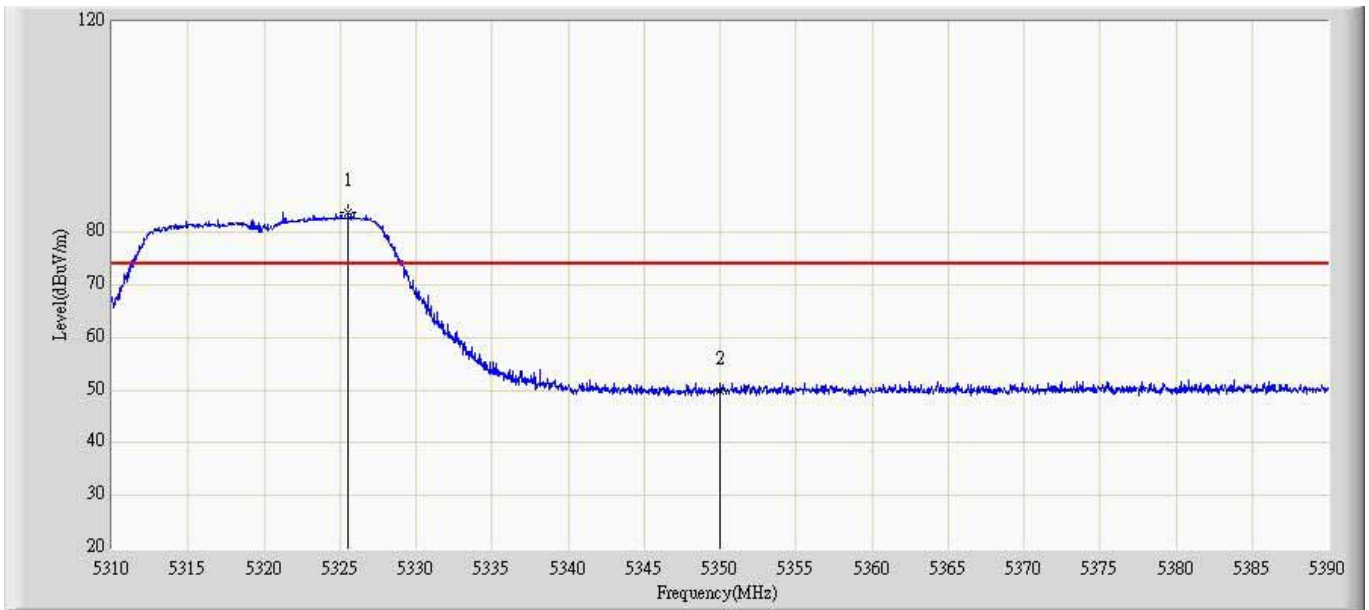
No	Flag	Mark	Frequency (MHz)	Measure Level (dBuV/m)	Reading Level (dBuV)	Over Limit (dB)	Limit (dBuV/m)	Factor	Type
1			5150.000	50.277	58.321	-23.723	74.000	-8.044	PK
2		*	5176.060	70.340	78.285	N/A	N/A	-7.944	PK

Engineer: Brgant	
Site: AC5	Time: 2013/04/15 - 21:31
Limit: FCC_Part15.209_RE(3m)	Margin: 0
Probe: Horn_3117_988(1-18GHz)	Polarity: Horizontal
EUT: WIRELESS-ABGN 3X3 NETWORK MINI PCIE ADAPTER	Power: AC 120V/60Hz
Note: Mode 1: Transmit at channel 5180 MHz by 802.11a Chain 3	



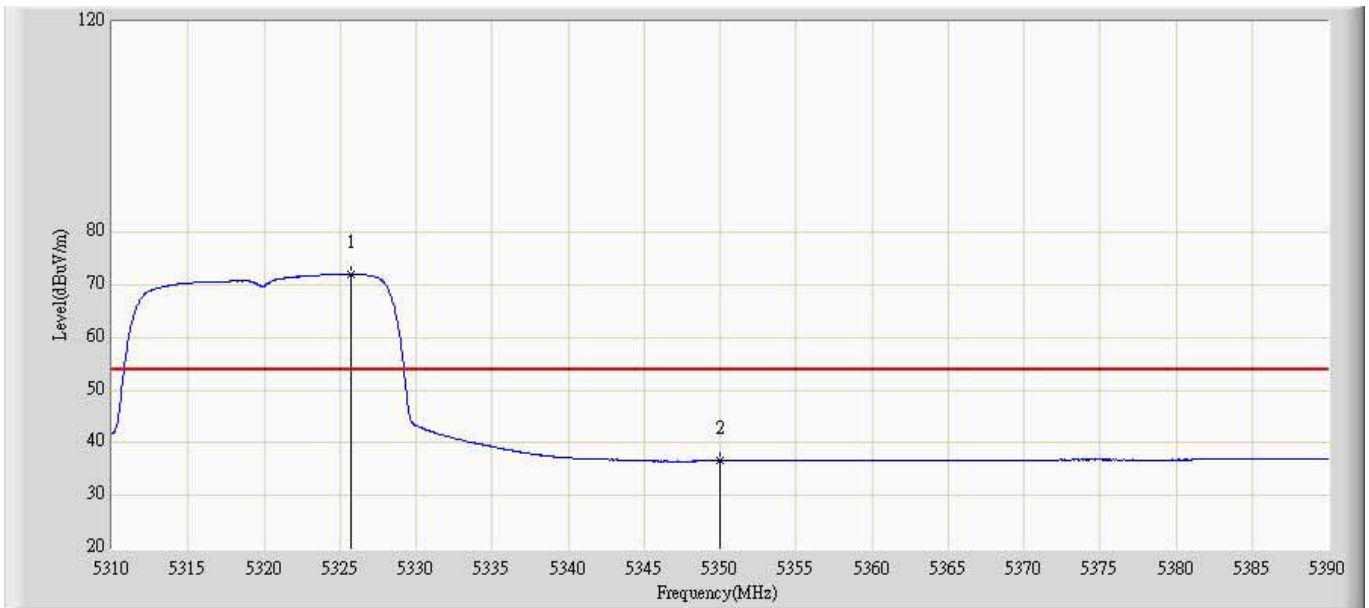
No	Flag	Mark	Frequency (MHz)	Measure Level (dBuV/m)	Reading Level (dBuV)	Over Limit (dB)	Limit (dBuV/m)	Factor	Type
1			5150.000	37.042	45.086	-16.958	54.000	-8.044	AV
2		*	5174.215	58.736	66.687	N/A	N/A	-7.951	AV

Engineer: Brgant	
Site: AC5	Time: 2013/04/15 - 21:33
Limit: FCC_Part15.209_RE(3m)	Margin: 0
Probe: Horn_3117_988(1-18GHz)	Polarity: Vertical
EUT: WIRELESS-ABGN 3X3 NETWORK MINI PCIE ADAPTER	Power: AC 120V/60Hz
Note: Mode 1: Transmit at channel 5320 MHz by 802.11a Chain 2	



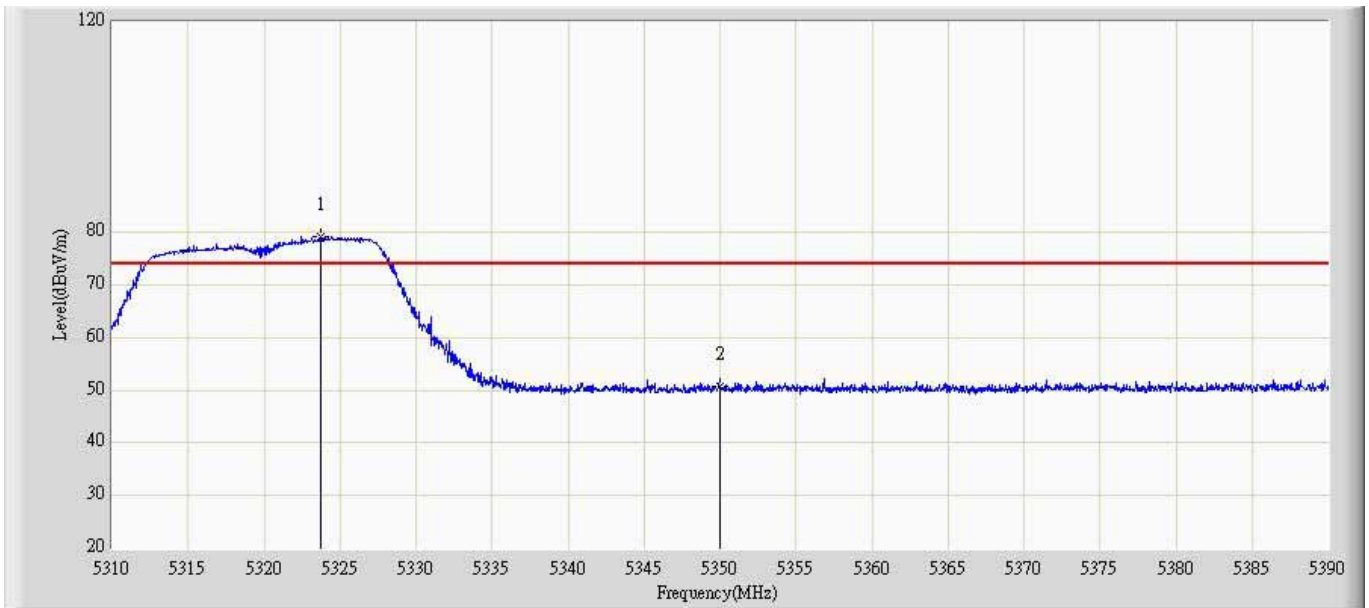
No	Flag	Mark	Frequency (MHz)	Measure Level (dBuV/m)	Reading Level (dBuV)	Over Limit (dB)	Limit (dBuV/m)	Factor	Type
1		*	5325.560	83.714	91.544	N/A	N/A	-7.830	PK
2			5350.000	49.934	57.717	-24.066	74.000	-7.783	PK

Engineer: Brgant	
Site: AC5	Time: 2013/04/15 - 21:36
Limit: FCC_Part15.209_RE(3m)	Margin: 0
Probe: Horn_3117_988(1-18GHz)	Polarity: Vertical
EUT: WIRELESS-ABGN 3X3 NETWORK MINI PCIE ADAPTER	Power: AC 120V/60Hz
Note: Mode 1: Transmit at channel 5320 MHz by 802.11a Chain 2	



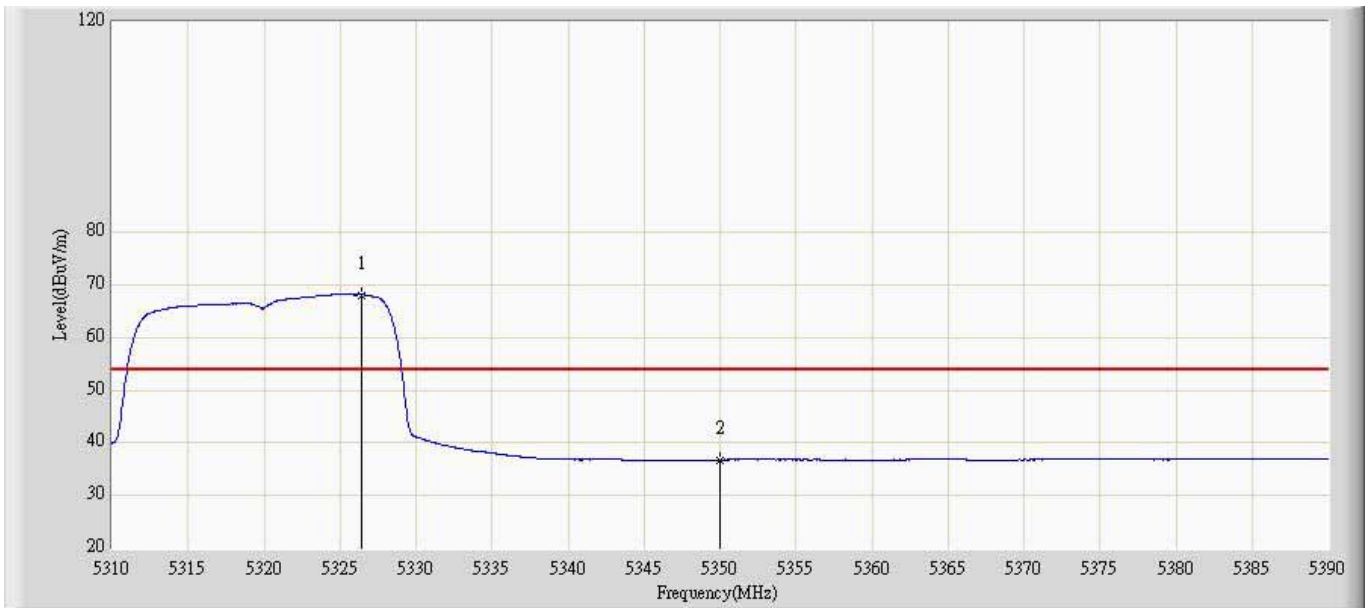
No	Flag	Mark	Frequency (MHz)	Measure Level (dBuV/m)	Reading Level (dBuV)	Over Limit (dB)	Limit (dBuV/m)	Factor	Type
1		*	5325.760	72.062	79.892	N/A	N/A	-7.830	AV
2			5350.000	36.640	44.423	-17.360	54.000	-7.783	AV

Engineer: Brgant	
Site: AC5	Time: 2013/04/15 - 21:37
Limit: FCC_Part15.209_RE(3m)	Margin: 0
Probe: Horn_3117_988(1-18GHz)	Polarity: Horizontal
EUT: WIRELESS-ABGN 3X3 NETWORK MINI PCIE ADAPTER	Power: AC 120V/60Hz
Note: Mode 1: Transmit at channel 5320 MHz by 802.11a Chain 2	



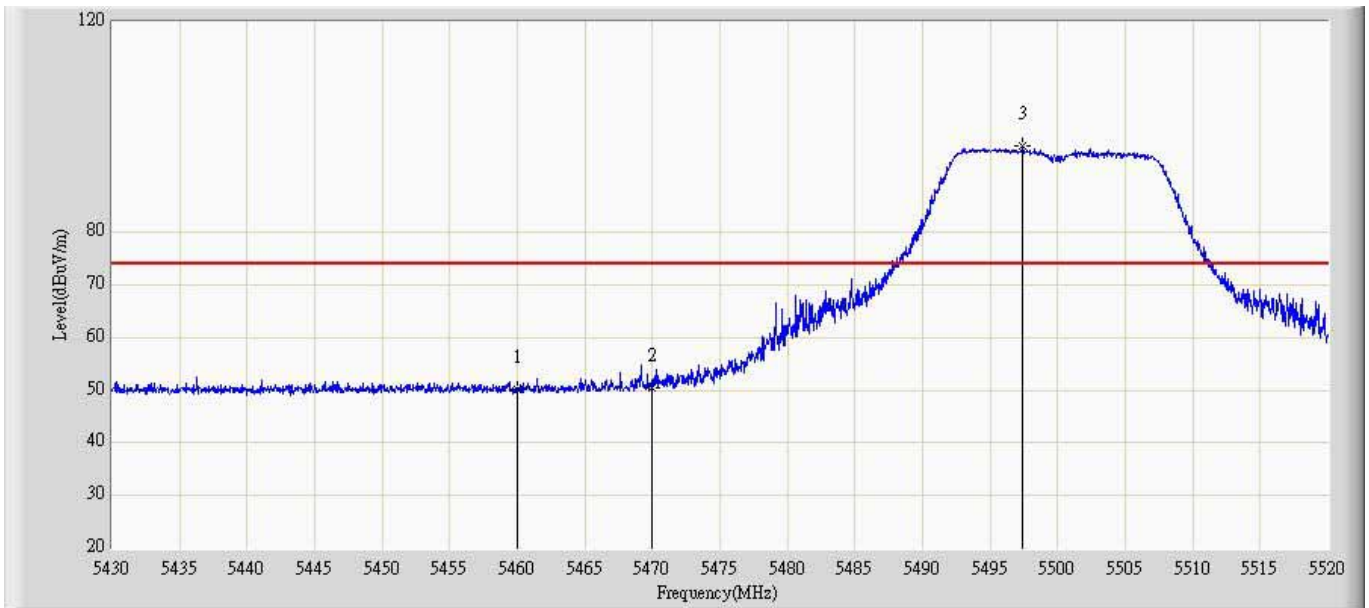
No	Flag	Mark	Frequency (MHz)	Measure Level (dBuV/m)	Reading Level (dBuV)	Over Limit (dB)	Limit (dBuV/m)	Factor	Type
1		*	5323.760	79.273	86.934	N/A	N/A	-7.661	PK
2			5350.000	50.883	58.506	-23.117	74.000	-7.623	PK

Engineer: Brgant	
Site: AC5	Time: 2013/04/15 - 21:39
Limit: FCC_Part15.209_RE(3m)	Margin: 0
Probe: Horn_3117_988(1-18GHz)	Polarity: Horizontal
EUT: WIRELESS-ABGN 3X3 NETWORK MINI PCIE ADAPTER	Power: AC 120V/60Hz
Note: Mode 1: Transmit at channel 5320 MHz by 802.11a Chain 2	



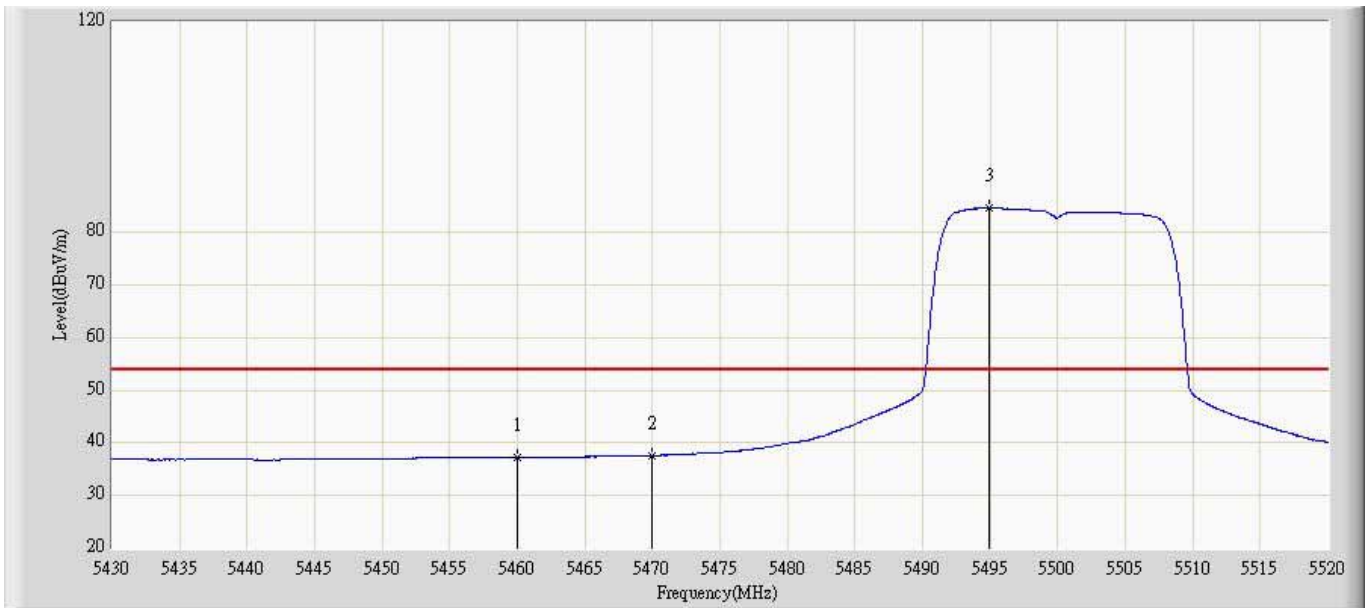
No	Flag	Mark	Frequency (MHz)	Measure Level (dBuV/m)	Reading Level (dBuV)	Over Limit (dB)	Limit (dBuV/m)	Factor	Type
1		*	5326.400	68.132	75.792	N/A	N/A	-7.660	AV
2			5350.000	36.734	44.357	-17.266	54.000	-7.623	AV

Engineer: Brgant	
Site: AC5	Time: 2013/04/15 - 21:40
Limit: FCC_Part15.209_RE(3m)	Margin: 0
Probe: Horn_3117_988(1-18GHz)	Polarity: Vertical
EUT: WIRELESS-ABGN 3X3 NETWORK MINI PCIE ADAPTER	Power: AC 120V/60Hz
Note: Mode 1: Transmit at channel 5500 MHz by 802.11a Chain 2	



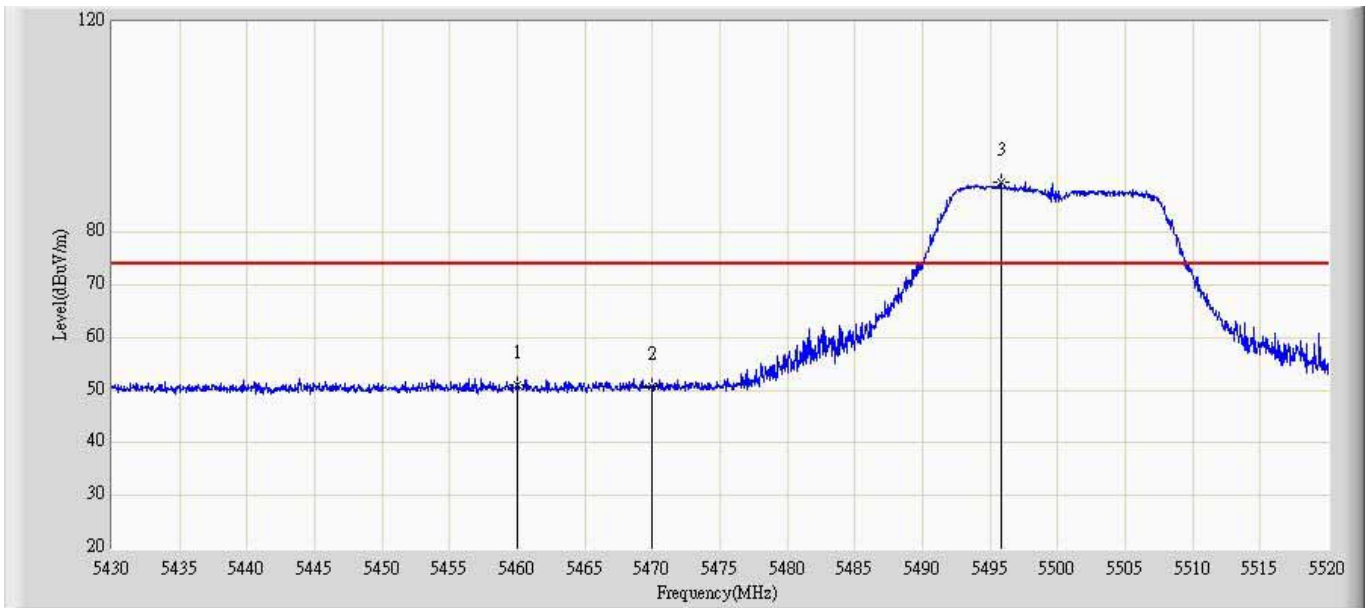
No	Flag	Mark	Frequency (MHz)	Measure Level (dBuV/m)	Reading Level (dBuV)	Over Limit (dB)	Limit (dBuV/m)	Factor	Type
1			5460.000	50.057	57.678	-23.943	74.000	-7.621	PK
2			5470.000	50.410	58.006	-37.890	88.300	-7.596	PK
3		*	5497.410	96.431	104.008	N/A	N/A	-7.576	PK

Engineer: Brgant	
Site: AC5	Time: 2013/04/15 - 21:42
Limit: FCC_Part15.209_RE(3m)	Margin: 0
Probe: Horn_3117_988(1-18GHz)	Polarity: Vertical
EUT: WIRELESS-ABGN 3X3 NETWORK MINI PCIE ADAPTER	Power: AC 120V/60Hz
Note: Mode 1: Transmit at channel 5500 MHz by 802.11a Chain 2	



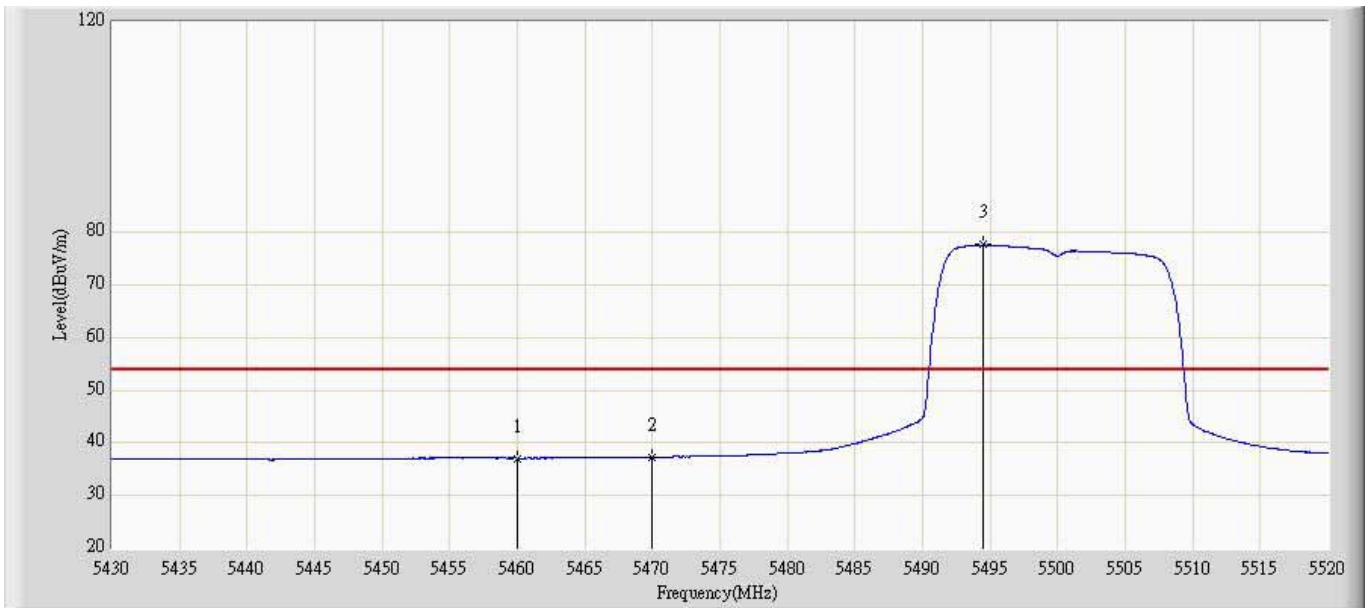
No	Flag	Mark	Frequency (MHz)	Measure Level (dBuV/m)	Reading Level (dBuV)	Over Limit (dB)	Limit (dBuV/m)	Factor	Type
1			5460.000	37.200	44.821	-16.800	54.000	-7.621	AV
2			5470.000	37.585	45.181	-30.715	68.300	-7.596	AV
3		*	5494.890	84.635	92.213	N/A	N/A	-7.578	AV

Engineer: Brgant	
Site: AC5	Time: 2013/04/15 - 21:43
Limit: FCC_Part15.209_RE(3m)	Margin: 0
Probe: Horn_3117_988(1-18GHz)	Polarity: Horizontal
EUT: WIRELESS-ABGN 3X3 NETWORK MINI PCIE ADAPTER	Power: AC 120V/60Hz
Note: Mode 1: Transmit at channel 5500 MHz by 802.11a Chain 2	



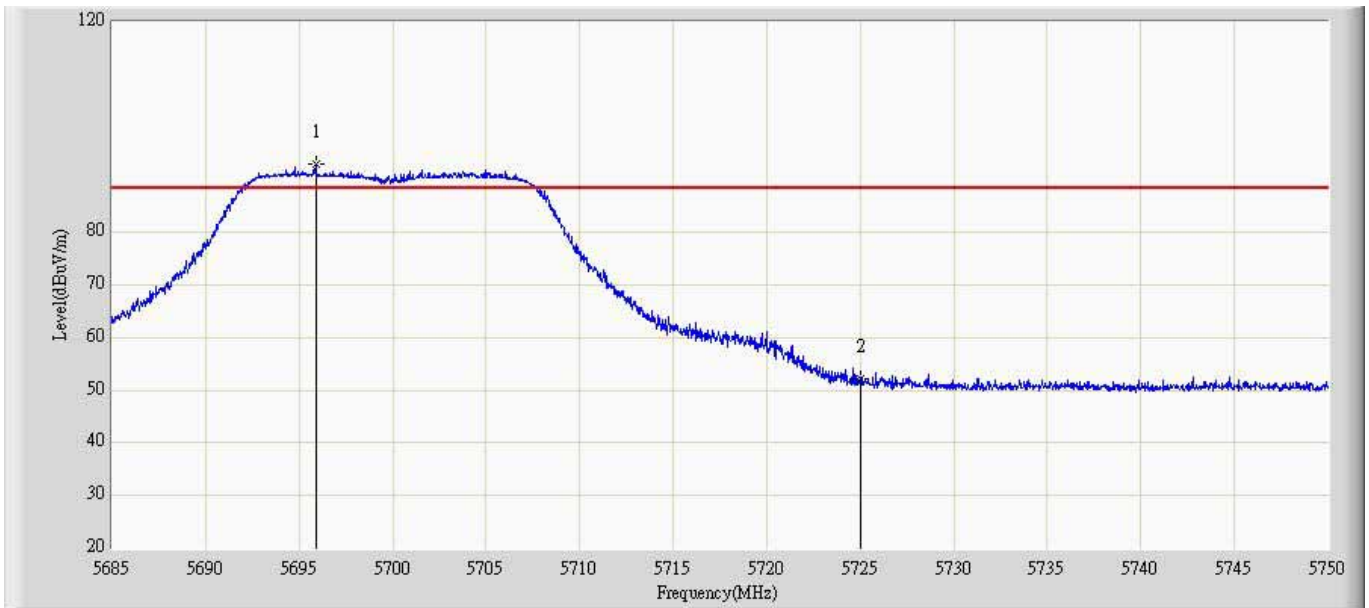
No	Flag	Mark	Frequency (MHz)	Measure Level (dBuV/m)	Reading Level (dBuV)	Over Limit (dB)	Limit (dBuV/m)	Factor	Type
1			5460.000	51.050	58.555	-22.950	74.000	-7.505	PK
2			5470.000	50.744	58.228	-37.556	88.300	-7.484	PK
3		*	5495.790	89.677	97.152	N/A	N/A	-7.475	PK

Engineer: Brgant	
Site: AC5	Time: 2013/04/15 - 21:45
Limit: FCC_Part15.209_RE(3m)	Margin: 0
Probe: Horn_3117_988(1-18GHz)	Polarity: Horizontal
EUT: WIRELESS-ABGN 3X3 NETWORK MINI PCIE ADAPTER	Power: AC 120V/60Hz
Note: Mode 1: Transmit at channel 5500 MHz by 802.11a Chain 2	



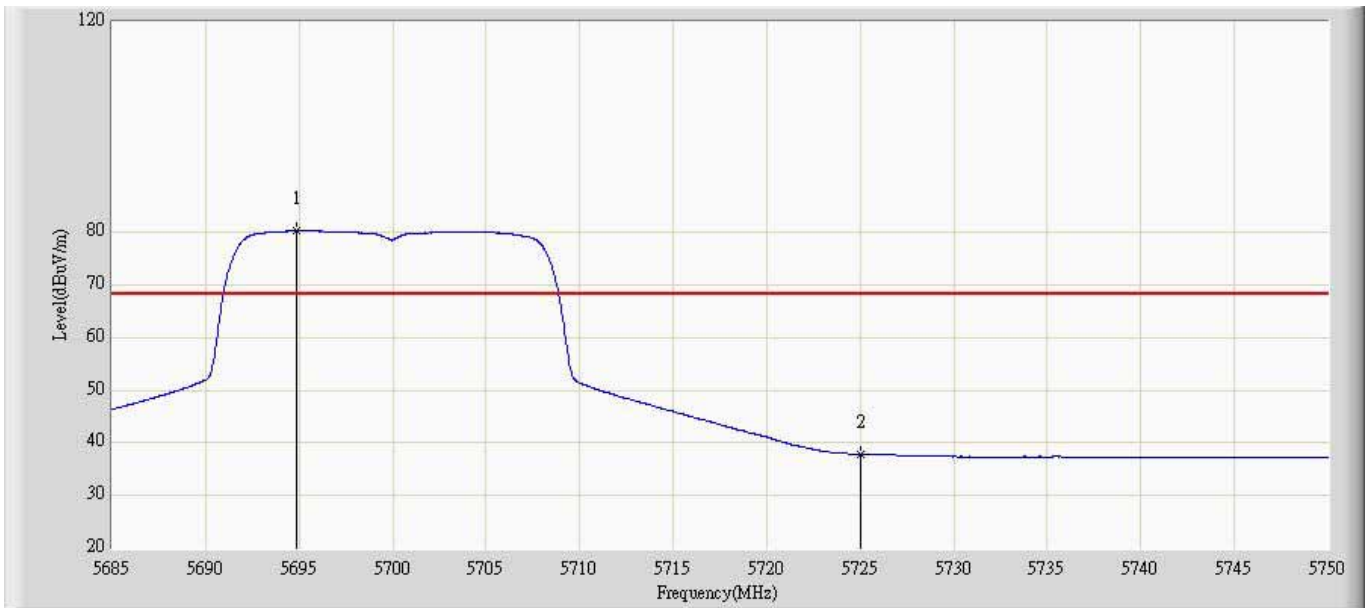
No	Flag	Mark	Frequency (MHz)	Measure Level (dBuV/m)	Reading Level (dBuV)	Over Limit (dB)	Limit (dBuV/m)	Factor	Type
1			5460.000	37.076	44.581	-16.924	54.000	-7.505	AV
2			5470.000	37.267	44.751	-31.033	68.300	-7.484	AV
3		*	5494.485	77.626	85.101	N/A	N/A	-7.476	AV

Engineer: Brgant	
Site: AC5	Time: 2013/04/15 - 21:48
Limit: FCC_Part15.407_RE(3m)	Margin: 0
Probe: Horn_3117_988(1-18GHz)	Polarity: Vertical
EUT: WIRELESS-ABGN 3X3 NETWORK MINI PCIE ADAPTER	Power: AC 120V/60Hz
Note: Mode 1: Transmit at channel 5700 MHz by 802.11a Chain 2	



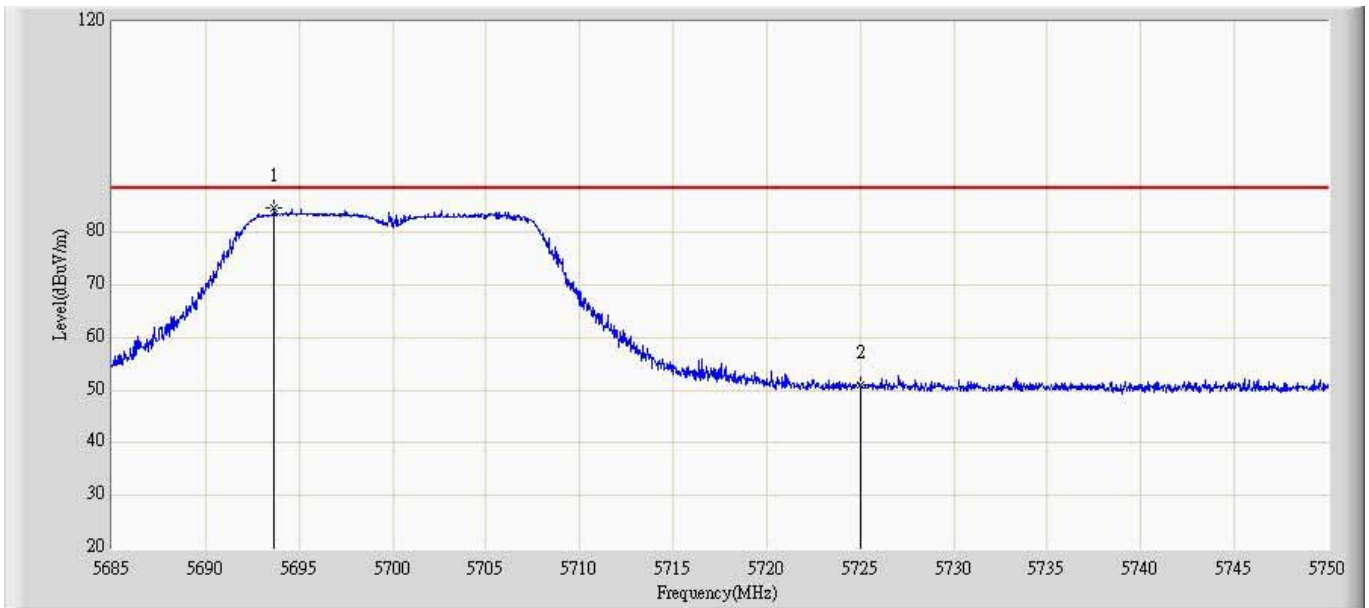
No	Flag	Mark	Frequency (MHz)	Measure Level (dBuV/m)	Reading Level (dBuV)	Over Limit (dB)	Limit (dBuV/m)	Factor	Type
1		*	5695.888	93.116	100.359	N/A	N/A	-7.242	PK
2			5725.000	52.219	59.400	-36.081	88.300	-7.181	PK

Engineer: Brgant	
Site: AC5	Time: 2013/04/15 - 21:50
Limit: FCC_Part15.407_RE(3m)	Margin: 0
Probe: Horn_3117_988(1-18GHz)	Polarity: Vertical
EUT: WIRELESS-ABGN 3X3 NETWORK MINI PCIE ADAPTER	Power: AC 120V/60Hz
Note: Mode 1: Transmit at channel 5700 MHz by 802.11a Chain 2	



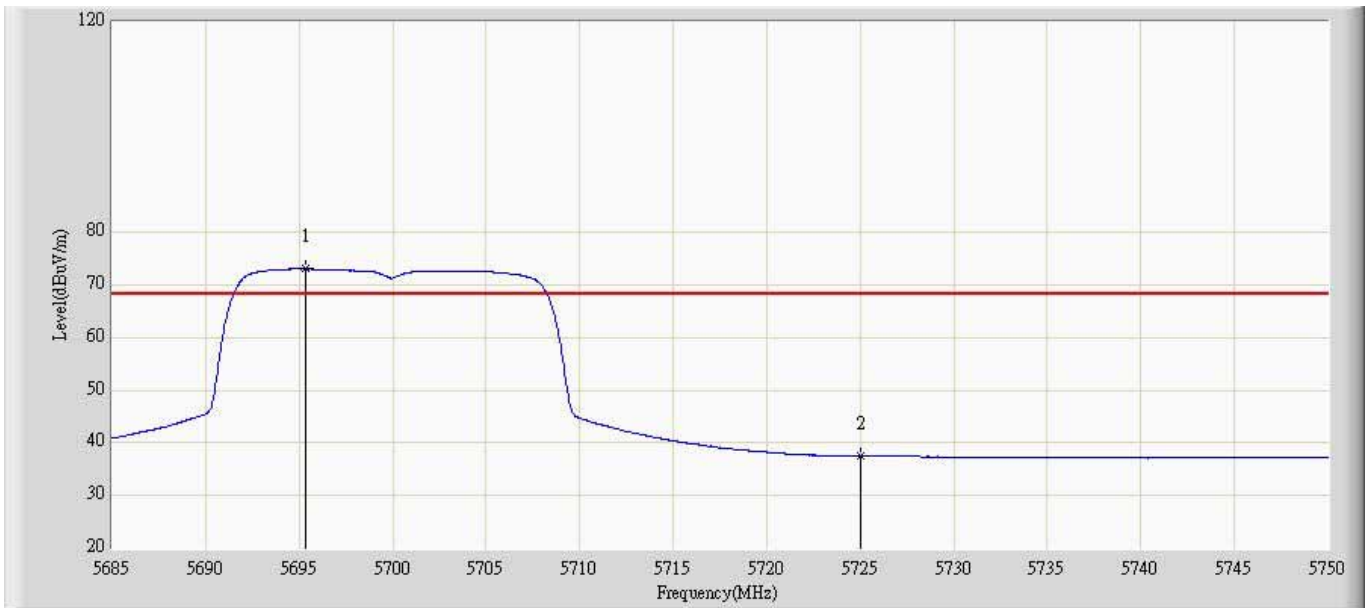
No	Flag	Mark	Frequency (MHz)	Measure Level (dBuV/m)	Reading Level (dBuV)	Over Limit (dB)	Limit (dBuV/m)	Factor	Type
1		*	5694.880	80.313	87.558	N/A	N/A	-7.245	AV
2			5725.000	37.861	45.042	-30.439	68.300	-7.181	AV

Engineer: Brgant	
Site: AC5	Time: 2013/04/15 - 21:51
Limit: FCC_Part15.407_RE(3m)	Margin: 0
Probe: Horn_3117_988(1-18GHz)	Polarity: Horizontal
EUT: WIRELESS-ABGN 3X3 NETWORK MINI PCIE ADAPTER	Power: AC 120V/60Hz
Note: Mode 1: Transmit at channel 5700 MHz by 802.11a Chain 2	



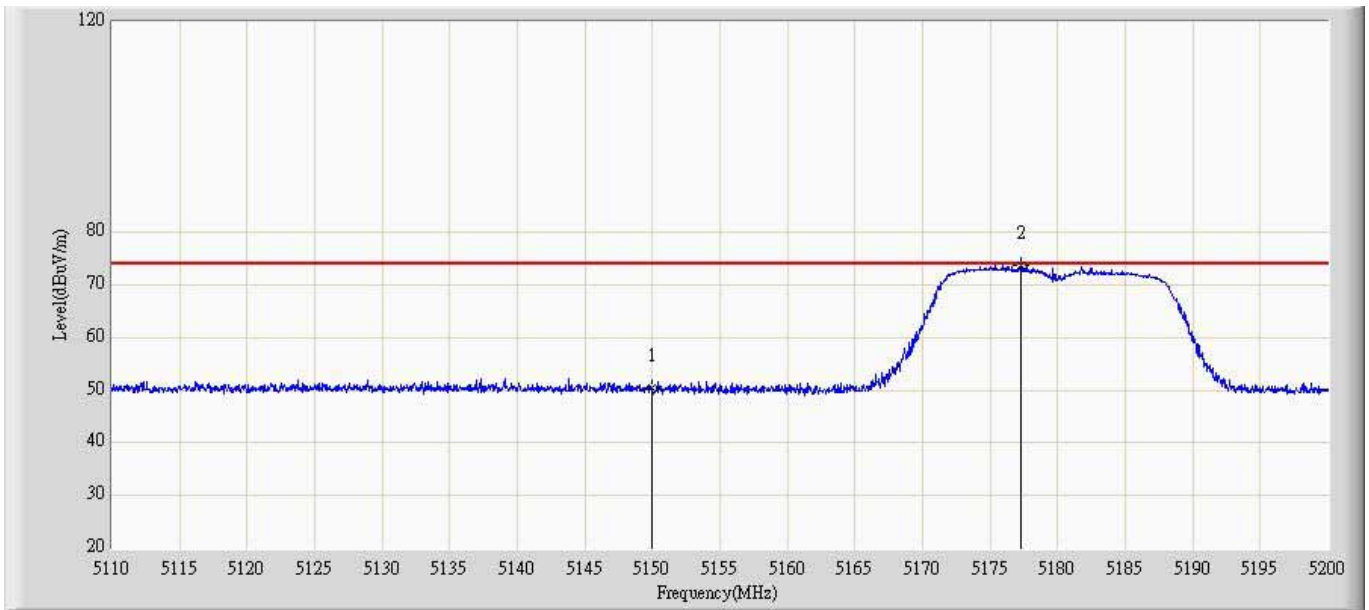
No	Flag	Mark	Frequency (MHz)	Measure Level (dBuV/m)	Reading Level (dBuV)	Over Limit (dB)	Limit (dBuV/m)	Factor	Type
1		*	5693.645	84.559	91.783	N/A	N/A	-7.224	PK
2			5725.000	51.048	58.219	-37.252	88.300	-7.171	PK

Engineer: Brgant	
Site: AC5	Time: 2013/04/15 - 21:53
Limit: FCC_Part15.407_RE(3m)	Margin: 0
Probe: Horn_3117_988(1-18GHz)	Polarity: Horizontal
EUT: WIRELESS-ABGN 3X3 NETWORK MINI PCIE ADAPTER	Power: AC 120V/60Hz
Note: Mode 1: Transmit at channel 5700 MHz by 802.11a Chain 2	



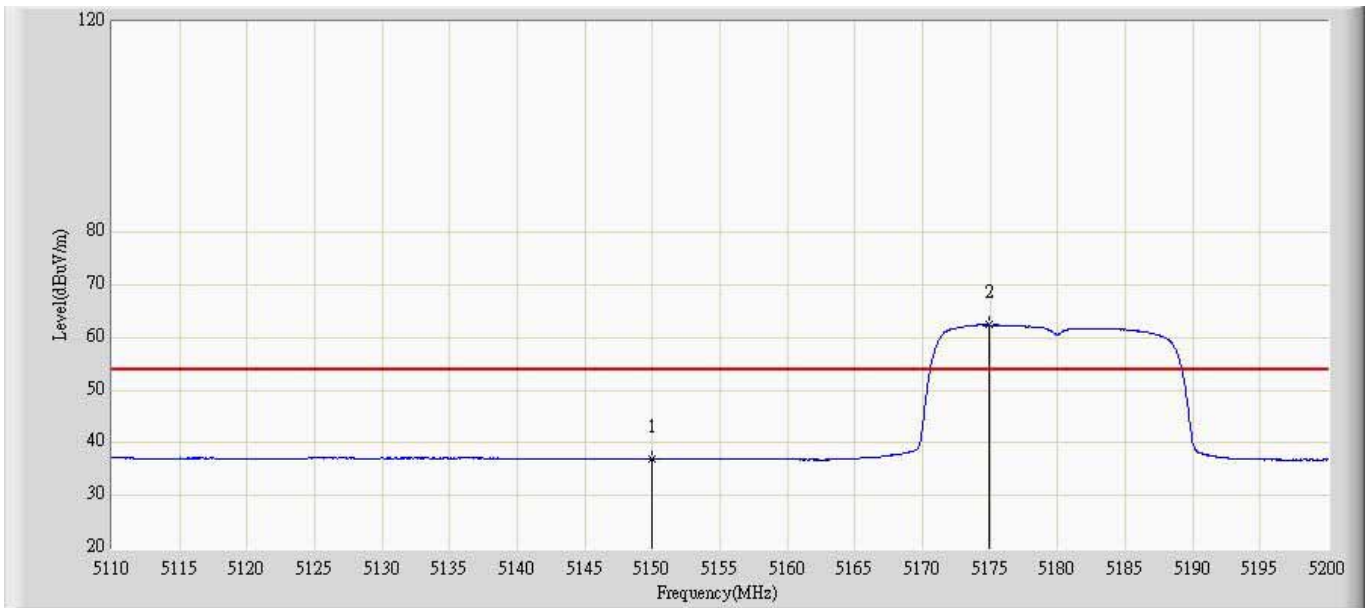
No	Flag	Mark	Frequency (MHz)	Measure Level (dBuV/m)	Reading Level (dBuV)	Over Limit (dB)	Limit (dBuV/m)	Factor	Type
1		*	5695.368	73.063	80.284	N/A	N/A	-7.221	AV
2			5725.000	37.474	44.645	-30.826	68.300	-7.171	AV

Engineer: Brgant	
Site: AC5	Time: 2013/04/15 - 21:55
Limit: FCC_Part15.209_RE(3m)	Margin: 0
Probe: Horn_3117_988(1-18GHz)	Polarity: Vertical
EUT: WIRELESS-ABGN 3X3 NETWORK MINI PCIE ADAPTER	Power: AC 120V/60Hz
Note: Mode 2: Transmit at channel 5180 MHz by 802.11n20 Chain 2	



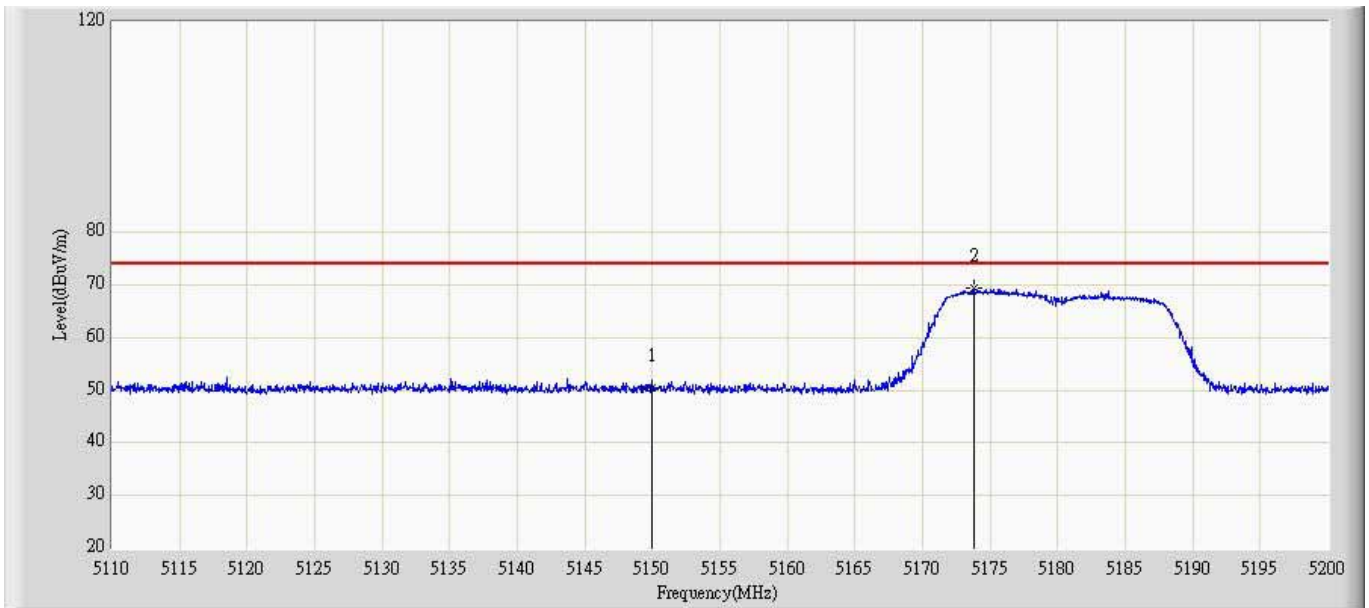
No	Flag	Mark	Frequency (MHz)	Measure Level (dBuV/m)	Reading Level (dBuV)	Over Limit (dB)	Limit (dBuV/m)	Factor	Type
1			5150.000	50.437	58.521	-23.563	74.000	-8.084	PK
2		*	5177.320	73.625	81.651	N/A	N/A	-8.026	PK

Engineer: Brgant	
Site: AC5	Time: 2013/04/15 - 21:57
Limit: FCC_Part15.209_RE(3m)	Margin: 0
Probe: Horn_3117_988(1-18GHz)	Polarity: Vertical
EUT: WIRELESS-ABGN 3X3 NETWORK MINI PCIE ADAPTER	Power: AC 120V/60Hz
Note: Mode 2: Transmit at channel 5180 MHz by 802.11n20 Chain 2	



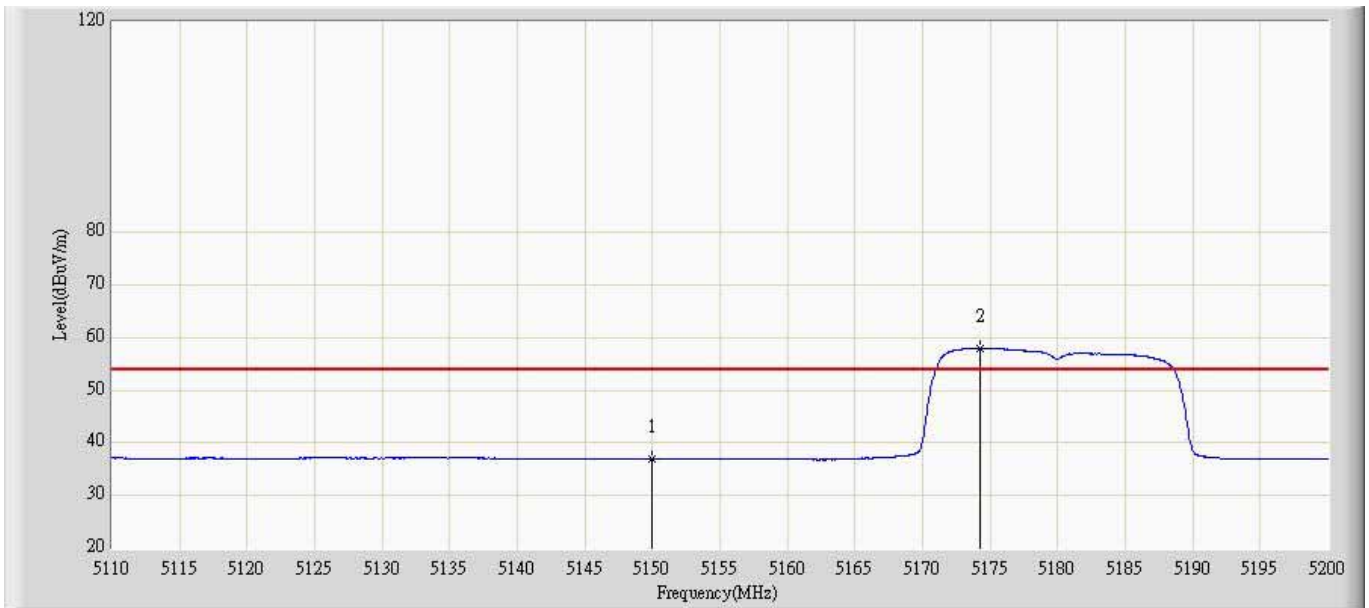
No	Flag	Mark	Frequency (MHz)	Measure Level (dBuV/m)	Reading Level (dBuV)	Over Limit (dB)	Limit (dBuV/m)	Factor	Type
1			5150.000	36.986	45.070	-17.014	54.000	-8.084	AV
2		*	5174.935	62.411	70.439	N/A	N/A	-8.028	AV

Engineer: Brgant	
Site: AC5	Time: 2013/04/15 - 21:58
Limit: FCC_Part15.209_RE(3m)	Margin: 0
Probe: Horn_3117_988(1-18GHz)	Polarity: Horizontal
EUT: WIRELESS-ABGN 3X3 NETWORK MINI PCIE ADAPTER	Power: AC 120V/60Hz
Note: Mode 2: Transmit at channel 5180 MHz by 802.11n20 Chain 2	



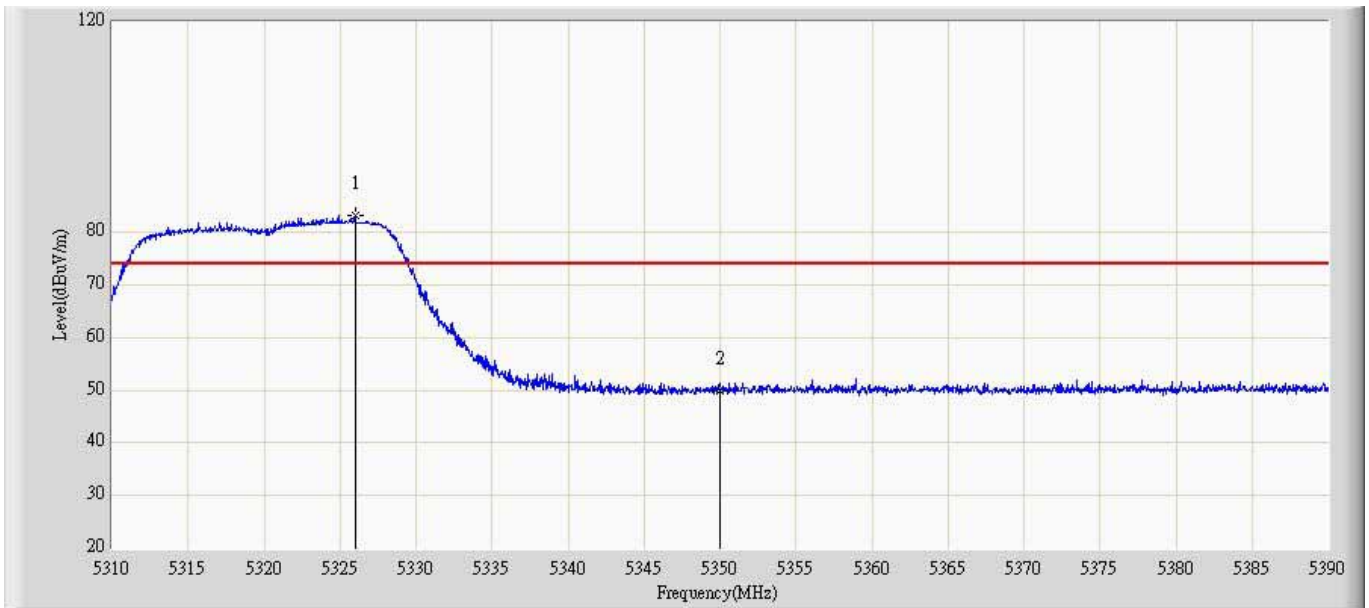
No	Flag	Mark	Frequency (MHz)	Measure Level (dBuV/m)	Reading Level (dBuV)	Over Limit (dB)	Limit (dBuV/m)	Factor	Type
1			5150.000	50.476	58.520	-23.524	74.000	-8.044	PK
2		*	5173.765	69.342	77.294	N/A	N/A	-7.952	PK

Engineer: Brgant	
Site: AC5	Time: 2013/04/15 - 22:00
Limit: FCC_Part15.209_RE(3m)	Margin: 0
Probe: Horn_3117_988(1-18GHz)	Polarity: Horizontal
EUT: WIRELESS-ABGN 3X3 NETWORK MINI PCIE ADAPTER	Power: AC 120V/60Hz
Note: Mode 2: Transmit at channel 5180 MHz by 802.11n20 Chain 2	



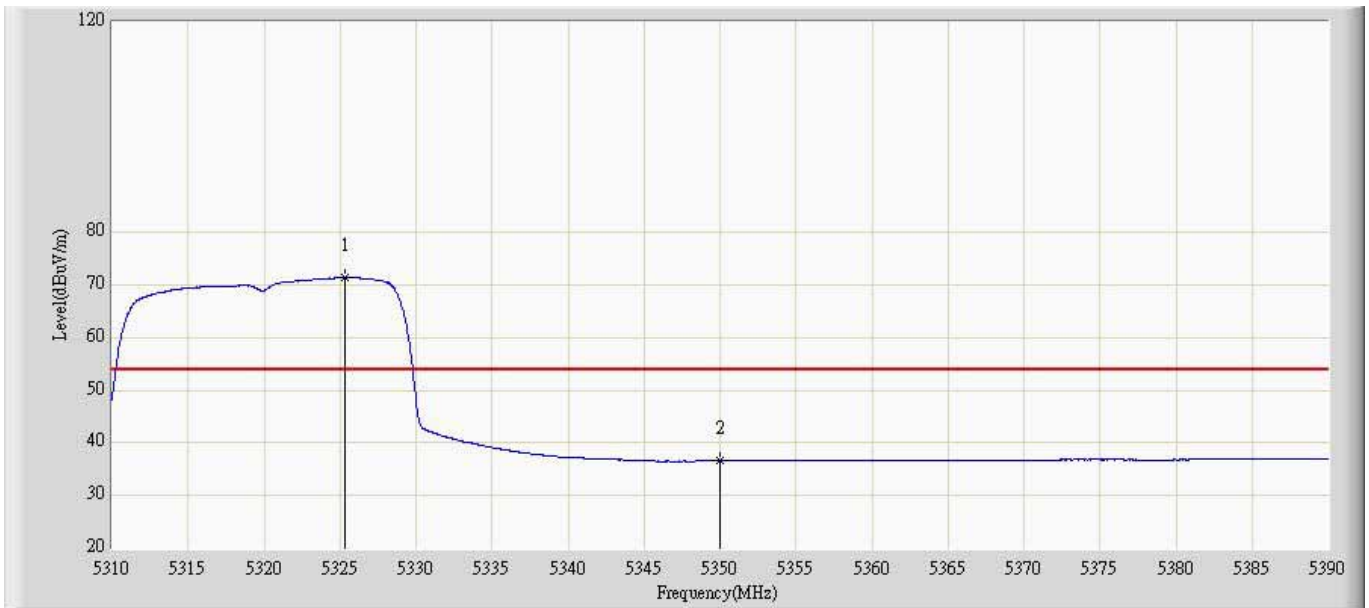
No	Flag	Mark	Frequency (MHz)	Measure Level (dBuV/m)	Reading Level (dBuV)	Over Limit (dB)	Limit (dBuV/m)	Factor	Type
1			5150.000	37.004	45.048	-16.996	54.000	-8.044	AV
2		*	5174.305	58.045	65.995	N/A	N/A	-7.951	AV

Engineer: Brgant	
Site: AC5	Time: 2013/04/15 - 22:01
Limit: FCC_Part15.209_RE(3m)	Margin: 0
Probe: Horn_3117_988(1-18GHz)	Polarity: Vertical
EUT: WIRELESS-ABGN 3X3 NETWORK MINI PCIE ADAPTER	Power: AC 120V/60Hz
Note: Mode 2: Transmit at channel 5320 MHz by 802.11n20 Chain 2	



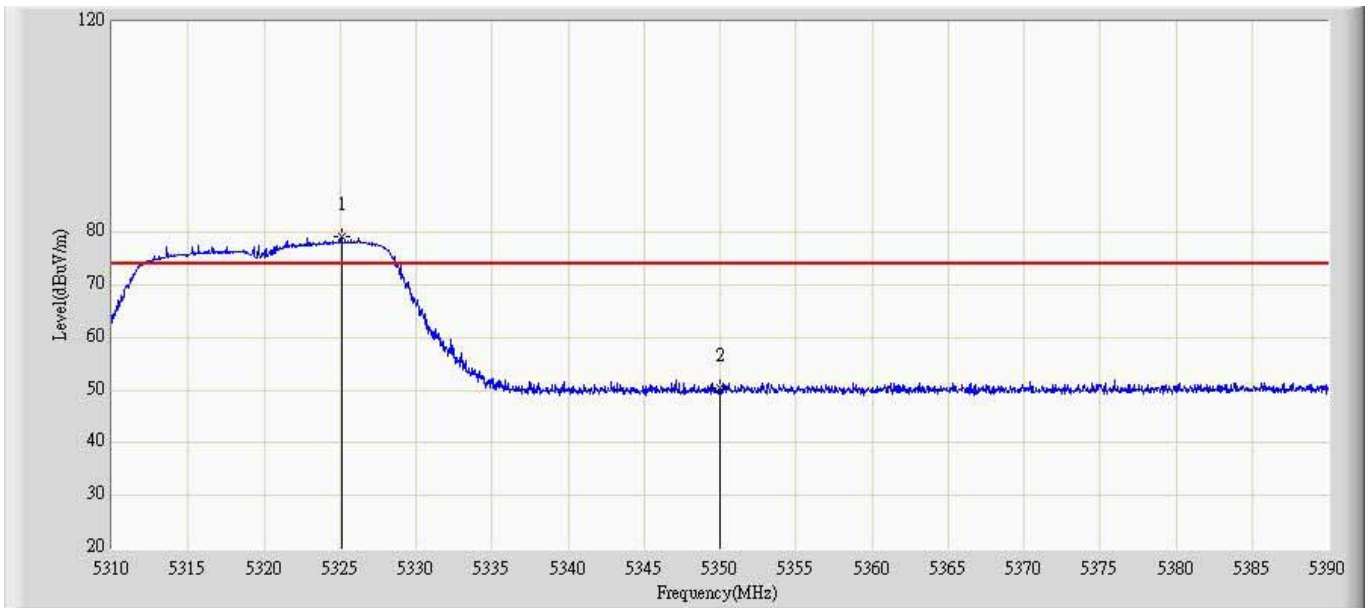
No	Flag	Mark	Frequency (MHz)	Measure Level (dBuV/m)	Reading Level (dBuV)	Over Limit (dB)	Limit (dBuV/m)	Factor	Type
1		*	5326.000	83.078	90.907	N/A	N/A	-7.829	PK
2			5350.000	49.928	57.711	-24.072	74.000	-7.783	PK

Engineer: Brgant	
Site: AC5	Time: 2013/04/15 - 22:04
Limit: FCC_Part15.209_RE(3m)	Margin: 0
Probe: Horn_3117_988(1-18GHz)	Polarity: Vertical
EUT: WIRELESS-ABGN 3X3 NETWORK MINI PCIE ADAPTER	Power: AC 120V/60Hz
Note: Mode 2: Transmit at channel 5320 MHz by 802.11n20 Chain 2	



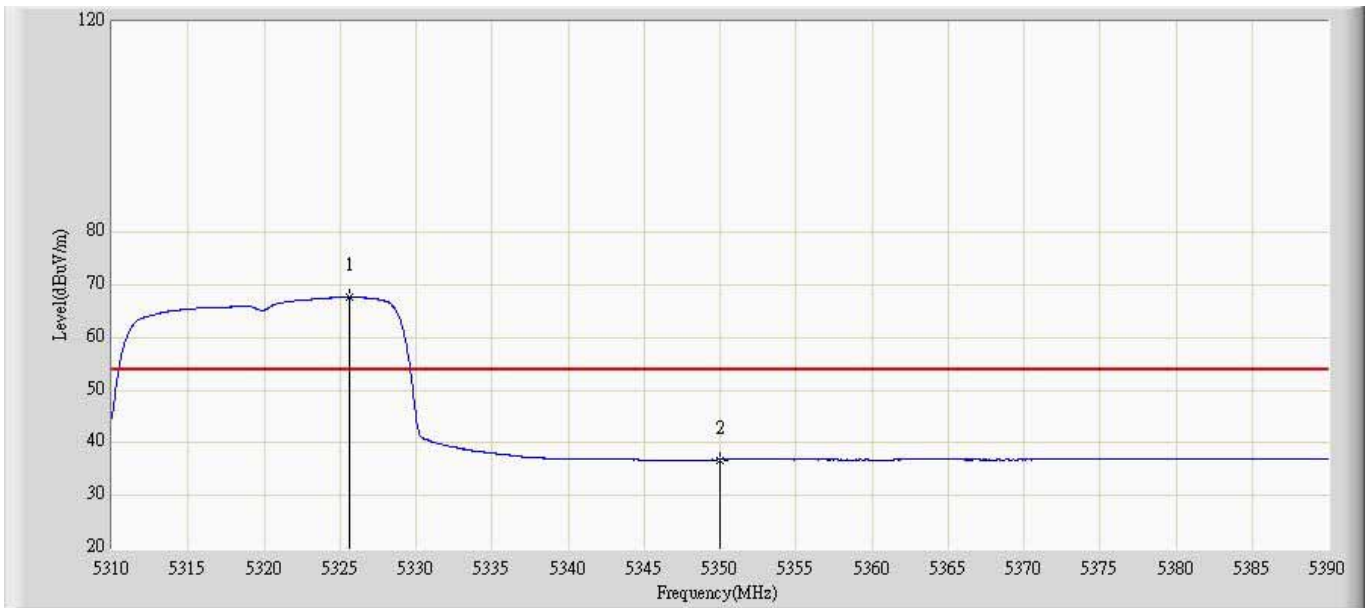
No	Flag	Mark	Frequency (MHz)	Measure Level (dBuV/m)	Reading Level (dBuV)	Over Limit (dB)	Limit (dBuV/m)	Factor	Type
1		*	5325.280	71.405	79.235	N/A	N/A	-7.830	AV
2			5350.000	36.659	44.442	-17.341	54.000	-7.783	AV

Engineer: Brgant	
Site: AC5	Time: 2013/04/15 - 22:04
Limit: FCC_Part15.209_RE(3m)	Margin: 0
Probe: Horn_3117_988(1-18GHz)	Polarity: Horizontal
EUT: WIRELESS-ABGN 3X3 NETWORK MINI PCIE ADAPTER	Power: AC 120V/60Hz
Note: Mode 2: Transmit at channel 5320 MHz by 802.11n20 Chain 2	



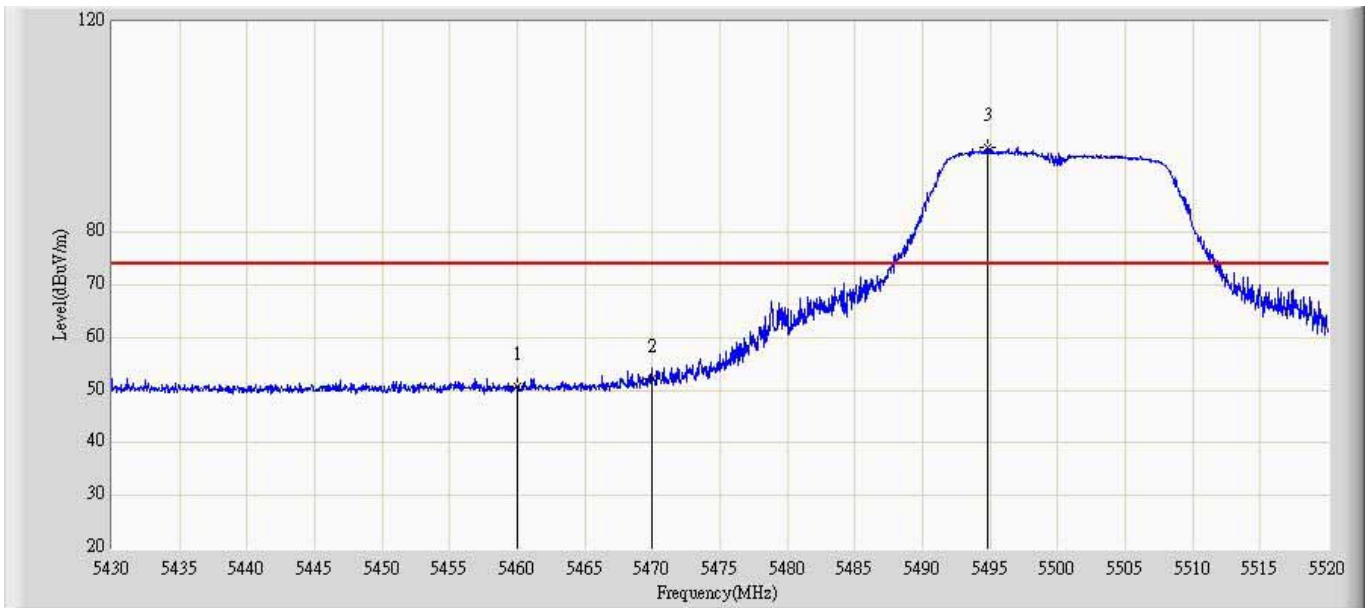
No	Flag	Mark	Frequency (MHz)	Measure Level (dBuV/m)	Reading Level (dBuV)	Over Limit (dB)	Limit (dBuV/m)	Factor	Type
1		*	5325.080	79.147	86.807	N/A	N/A	-7.660	PK
2			5350.000	50.478	58.101	-23.522	74.000	-7.623	PK

Engineer: Brgant	
Site: AC5	Time: 2013/04/15 - 22:06
Limit: FCC_Part15.209_RE(3m)	Margin: 0
Probe: Horn_3117_988(1-18GHz)	Polarity: Horizontal
EUT: WIRELESS-ABGN 3X3 NETWORK MINI PCIE ADAPTER	Power: AC 120V/60Hz
Note: Mode 2: Transmit at channel 5320 MHz by 802.11n20 Chain 2	



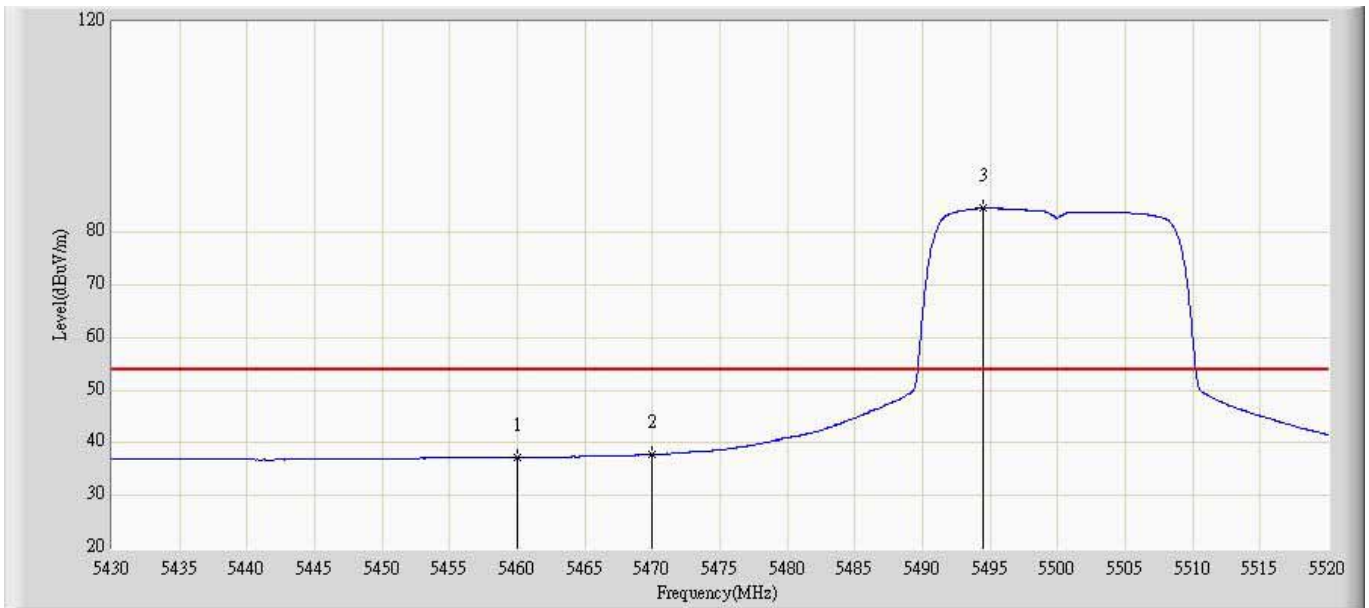
No	Flag	Mark	Frequency (MHz)	Measure Level (dBuV/m)	Reading Level (dBuV)	Over Limit (dB)	Limit (dBuV/m)	Factor	Type
1		*	5325.640	67.696	75.356	N/A	N/A	-7.660	AV
2			5350.000	36.799	44.422	-17.201	54.000	-7.623	AV

Engineer: Brgant	
Site: AC5	Time: 2013/04/15 - 22:08
Limit: FCC_Part15.209_RE(3m)	Margin: 0
Probe: Horn_3117_988(1-18GHz)	Polarity: Vertical
EUT: WIRELESS-ABGN 3X3 NETWORK MINI PCIE ADAPTER	Power: AC 120V/60Hz
Note: Mode 2: Transmit at channel 5500 MHz by 802.11n20 Chain 2	



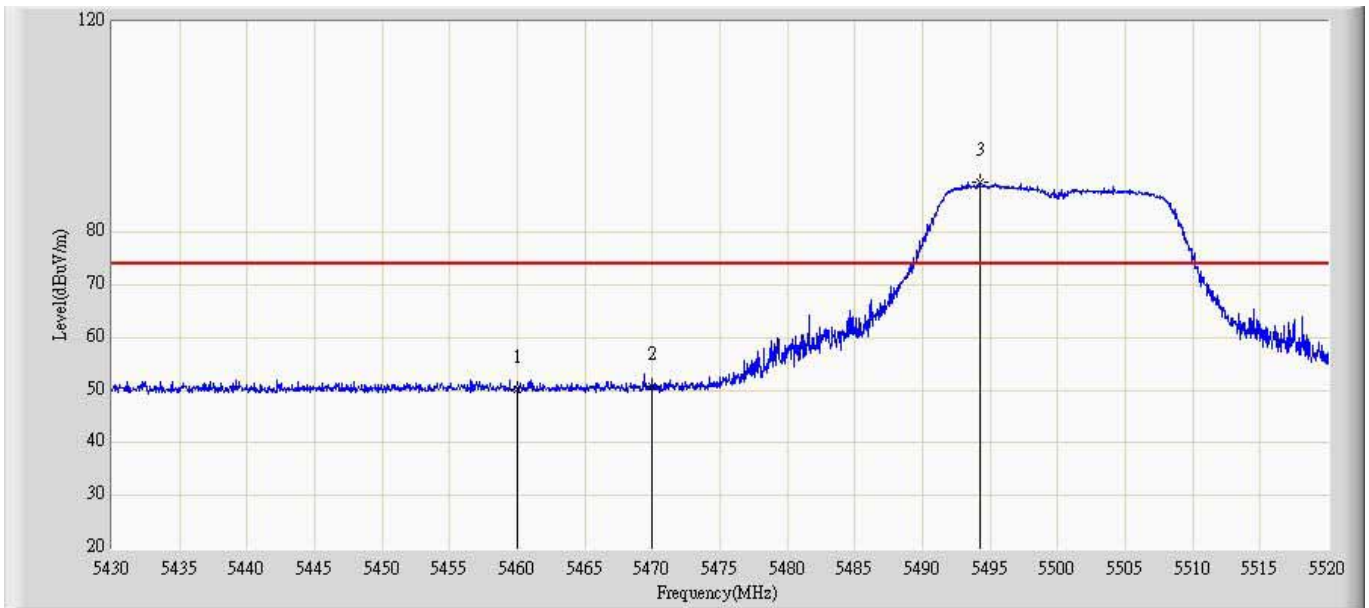
No	Flag	Mark	Frequency (MHz)	Measure Level (dBuV/m)	Reading Level (dBuV)	Over Limit (dB)	Limit (dBuV/m)	Factor	Type
1			5460.000	50.773	58.394	-23.227	74.000	-7.621	PK
2			5470.000	52.284	59.880	-36.016	88.300	-7.596	PK
3		*	5494.845	96.273	103.851	N/A	N/A	-7.578	PK

Engineer: Brgant	
Site: AC5	Time: 2013/04/15 - 22:10
Limit: FCC_Part15.209_RE(3m)	Margin: 0
Probe: Horn_3117_988(1-18GHz)	Polarity: Vertical
EUT: WIRELESS-ABGN 3X3 NETWORK MINI PCIE ADAPTER	Power: AC 120V/60Hz
Note: Mode 2: Transmit at channel 5500 MHz by 802.11n20 Chain 2	



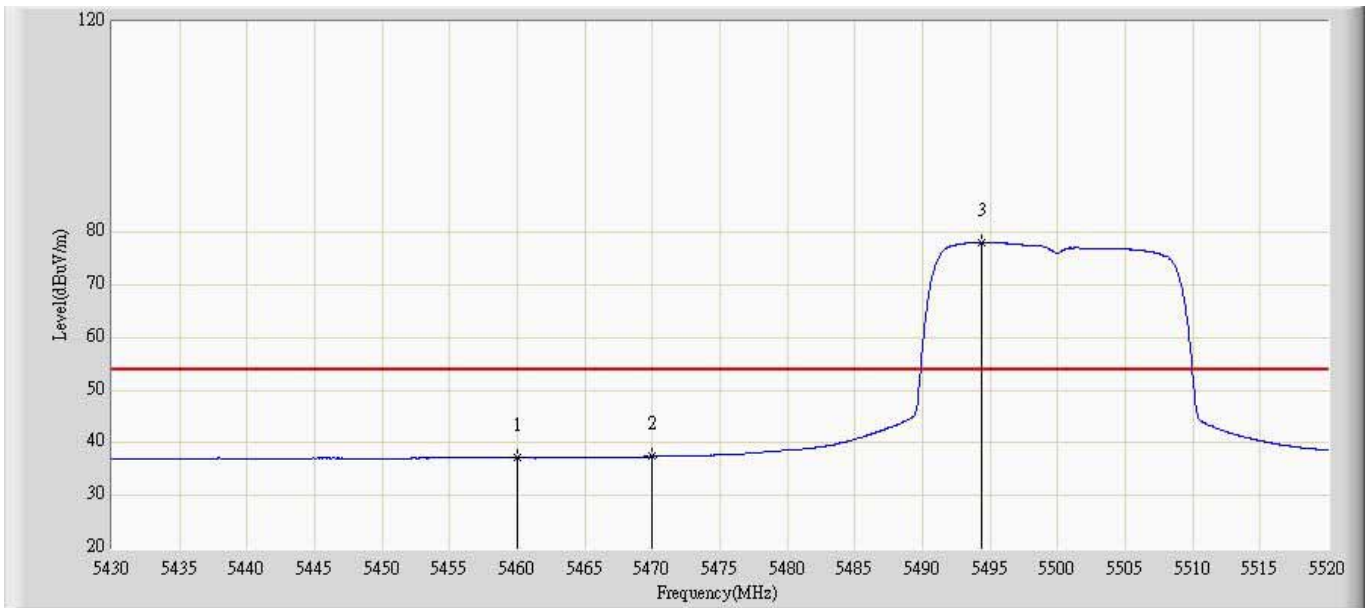
No	Flag	Mark	Frequency (MHz)	Measure Level (dBuV/m)	Reading Level (dBuV)	Over Limit (dB)	Limit (dBuV/m)	Factor	Type
1			5460.000	37.195	44.816	-16.805	54.000	-7.621	AV
2			5470.000	37.780	45.376	-30.520	68.300	-7.596	AV
3		*	5494.485	84.581	92.159	N/A	N/A	-7.578	AV

Engineer: Brgant	
Site: AC5	Time: 2013/04/15 - 22:11
Limit: FCC_Part15.209_RE(3m)	Margin: 0
Probe: Horn_3117_988(1-18GHz)	Polarity: Horizontal
EUT: WIRELESS-ABGN 3X3 NETWORK MINI PCIE ADAPTER	Power: AC 120V/60Hz
Note: Mode 2: Transmit at channel 5500 MHz by 802.11n20 Chain 2	



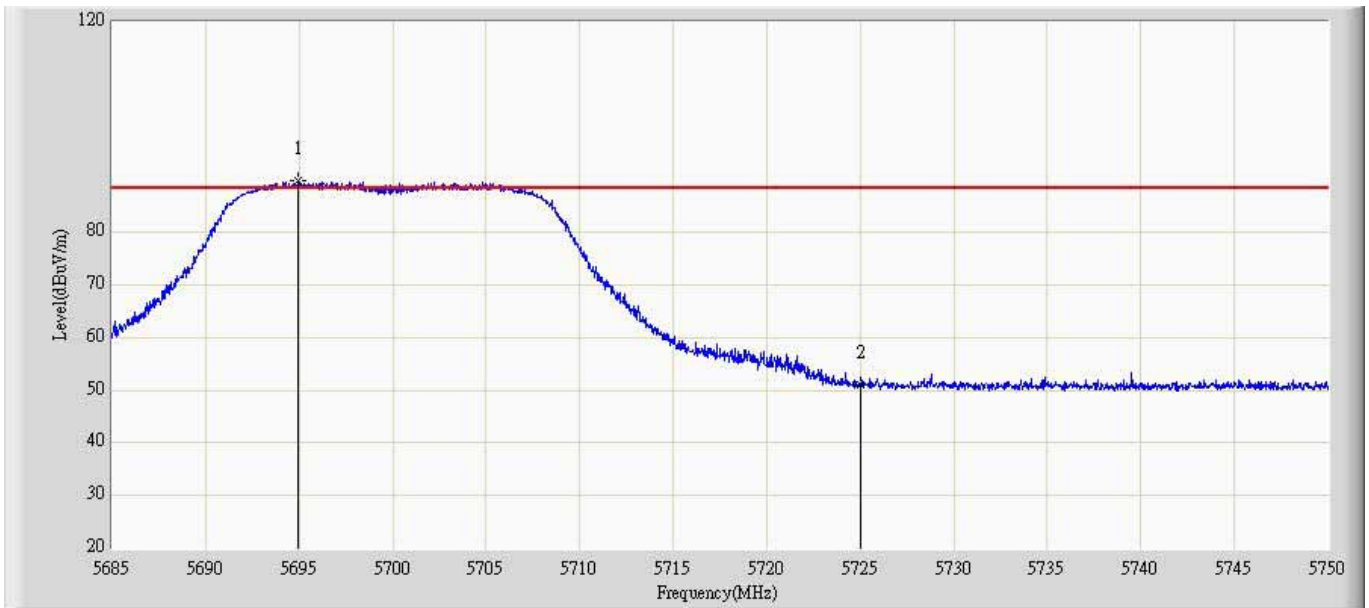
No	Flag	Mark	Frequency (MHz)	Measure Level (dBuV/m)	Reading Level (dBuV)	Over Limit (dB)	Limit (dBuV/m)	Factor	Type
1			5460.000	50.233	57.738	-23.767	74.000	-7.505	PK
2			5470.000	50.730	58.214	-37.570	88.300	-7.484	PK
3		*	5494.215	89.411	96.886	N/A	N/A	-7.475	PK

Engineer: Brgant	
Site: AC5	Time: 2013/04/15 - 22:12
Limit: FCC_Part15.209_RE(3m)	Margin: 0
Probe: Horn_3117_988(1-18GHz)	Polarity: Horizontal
EUT: WIRELESS-ABGN 3X3 NETWORK MINI PCIE ADAPTER	Power: AC 120V/60Hz
Note: Mode 2: Transmit at channel 5500 MHz by 802.11n20 Chain 2	



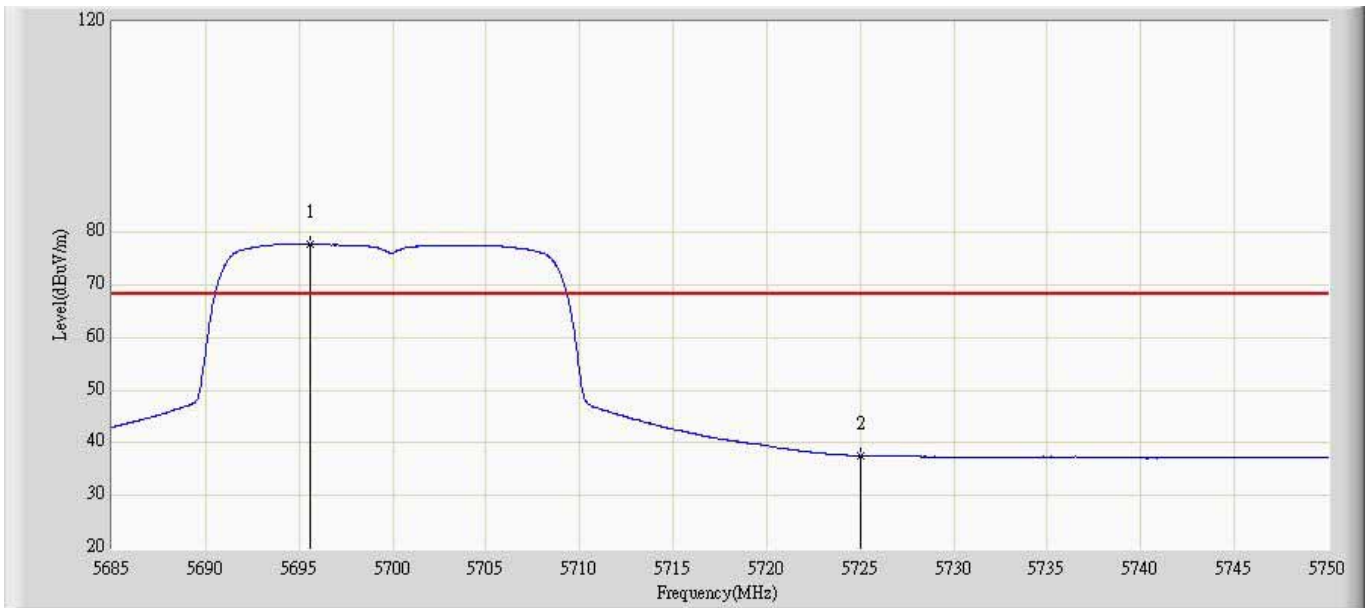
No	Flag	Mark	Frequency (MHz)	Measure Level (dBuV/m)	Reading Level (dBuV)	Over Limit (dB)	Limit (dBuV/m)	Factor	Type
1			5460.000	37.113	44.618	-16.887	54.000	-7.505	AV
2			5470.000	37.395	44.879	-30.905	68.300	-7.484	AV
3		*	5494.350	78.168	85.643	N/A	N/A	-7.475	AV

Engineer: Brgant	
Site: AC5	Time: 2013/04/15 - 22:21
Limit: FCC_Part15.407_RE(3m)	Margin: 0
Probe: Horn_3117_988(1-18GHz)	Polarity: Vertical
EUT: WIRELESS-ABGN 3X3 NETWORK MINI PCIE ADAPTER	Power: AC 120V/60Hz
Note: Mode 2: Transmit at channel 5700 MHz by 802.11n20 Chain 2	



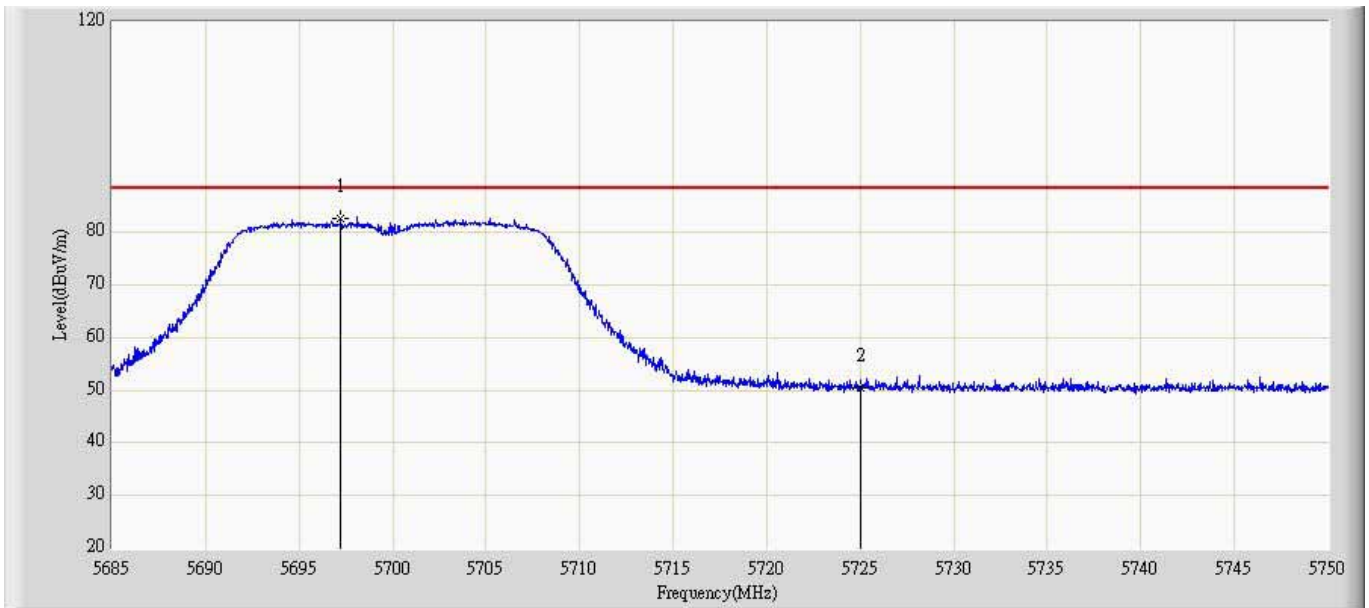
No	Flag	Mark	Frequency (MHz)	Measure Level (dBuV/m)	Reading Level (dBuV)	Over Limit (dB)	Limit (dBuV/m)	Factor	Type
1		*	5694.978	89.775	97.020	N/A	N/A	-7.244	PK
2			5725.000	51.099	58.280	-37.201	88.300	-7.181	PK

Engineer: Brgant	
Site: AC5	Time: 2013/04/15 - 22:21
Limit: FCC_Part15.407_RE(3m)	Margin: 0
Probe: Horn_3117_988(1-18GHz)	Polarity: Vertical
EUT: WIRELESS-ABGN 3X3 NETWORK MINI PCIE ADAPTER	Power: AC 120V/60Hz
Note: Mode 2: Transmit at channel 5700 MHz by 802.11n20 Chain 2	



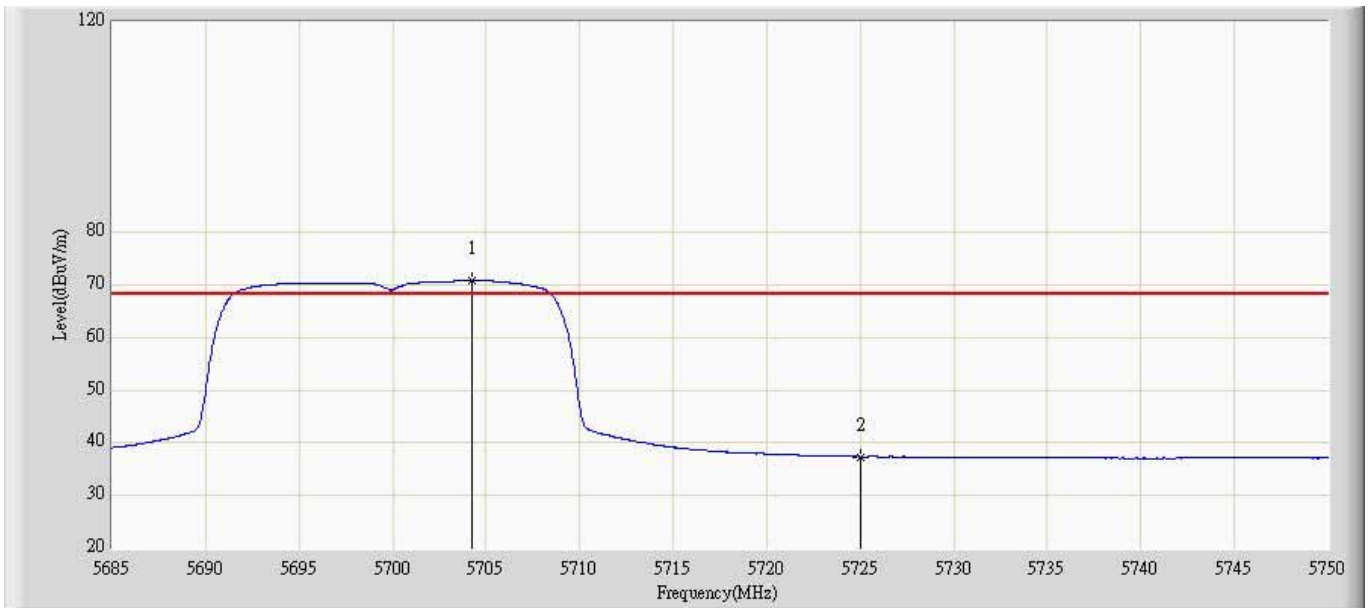
No	Flag	Mark	Frequency (MHz)	Measure Level (dBuV/m)	Reading Level (dBuV)	Over Limit (dB)	Limit (dBuV/m)	Factor	Type
1		*	5695.595	77.771	85.014	N/A	N/A	-7.244	AV
2			5725.000	37.538	44.719	-30.762	68.300	-7.181	AV

Engineer: Brgant	
Site: AC5	Time: 2013/04/15 - 22:21
Limit: FCC_Part15.407_RE(3m)	Margin: 0
Probe: Horn_3117_988(1-18GHz)	Polarity: Horizontal
EUT: WIRELESS-ABGN 3X3 NETWORK MINI PCIE ADAPTER	Power: AC 120V/60Hz
Note: Mode 2: Transmit at channel 5700 MHz by 802.11n20 Chain 2	



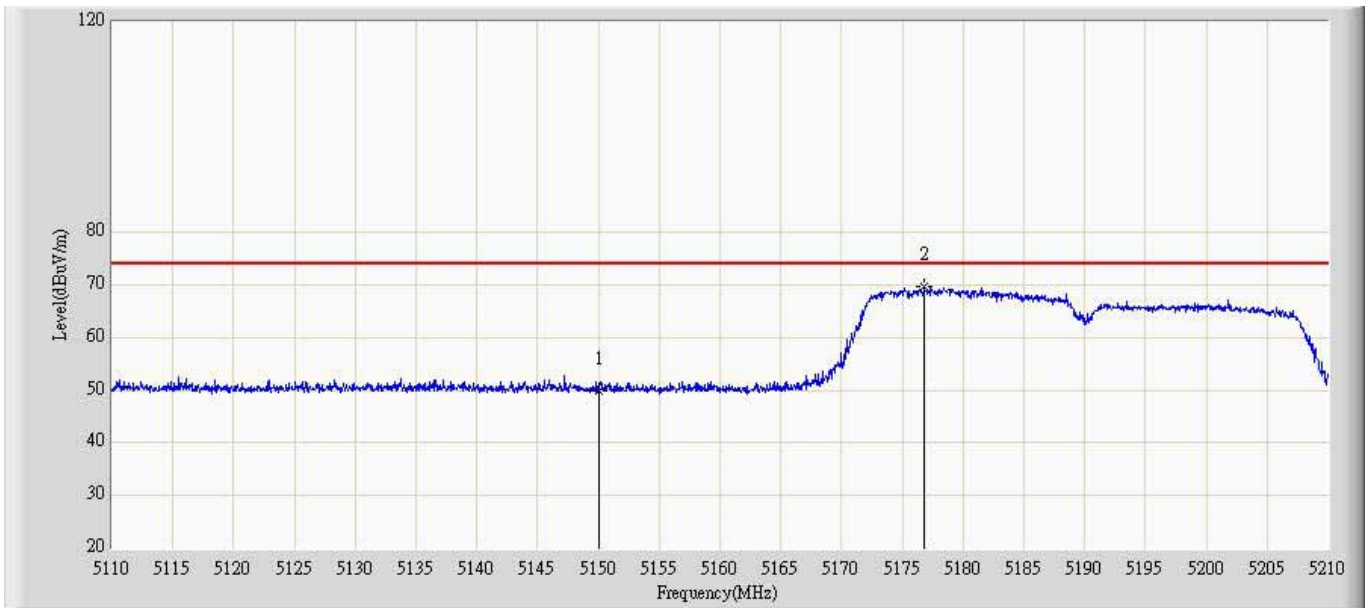
No	Flag	Mark	Frequency (MHz)	Measure Level (dBuV/m)	Reading Level (dBuV)	Over Limit (dB)	Limit (dBuV/m)	Factor	Type
1		*	5697.220	82.592	89.811	N/A	N/A	-7.219	PK
2			5725.000	50.594	57.765	-37.706	88.300	-7.171	PK

Engineer: Brgant	
Site: AC5	Time: 2013/04/15 - 22:22
Limit: FCC_Part15.407_RE(3m)	Margin: 0
Probe: Horn_3117_988(1-18GHz)	Polarity: Horizontal
EUT: WIRELESS-ABGN 3X3 NETWORK MINI PCIE ADAPTER	Power: AC 120V/60Hz
Note: Mode 2: Transmit at channel 5700 MHz by 802.11n20 Chain 2	



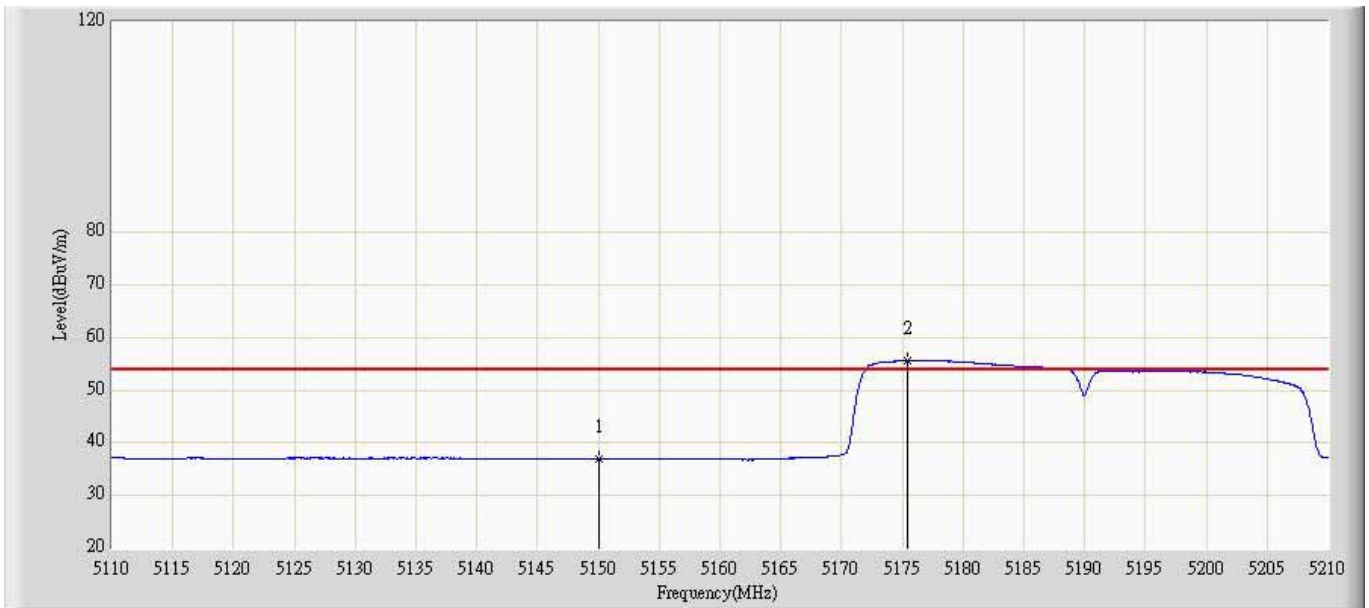
No	Flag	Mark	Frequency (MHz)	Measure Level (dBuV/m)	Reading Level (dBuV)	Over Limit (dB)	Limit (dBuV/m)	Factor	Type
1		*	5704.272	70.835	78.044	N/A	N/A	-7.210	AV
2			5725.000	37.359	44.530	-30.941	68.300	-7.171	AV

Engineer: Brgant	
Site: AC5	Time: 2013/04/15 - 22:23
Limit: FCC_Part15.209_RE(3m)	Margin: 0
Probe: Horn_3117_988(1-18GHz)	Polarity: Vertical
EUT: WIRELESS-ABGN 3X3 NETWORK MINI PCIE ADAPTER	Power: AC 120V/60Hz
Note: Mode 3: Transmit at channel 5190 MHz by 802.11n40 Chain 2	



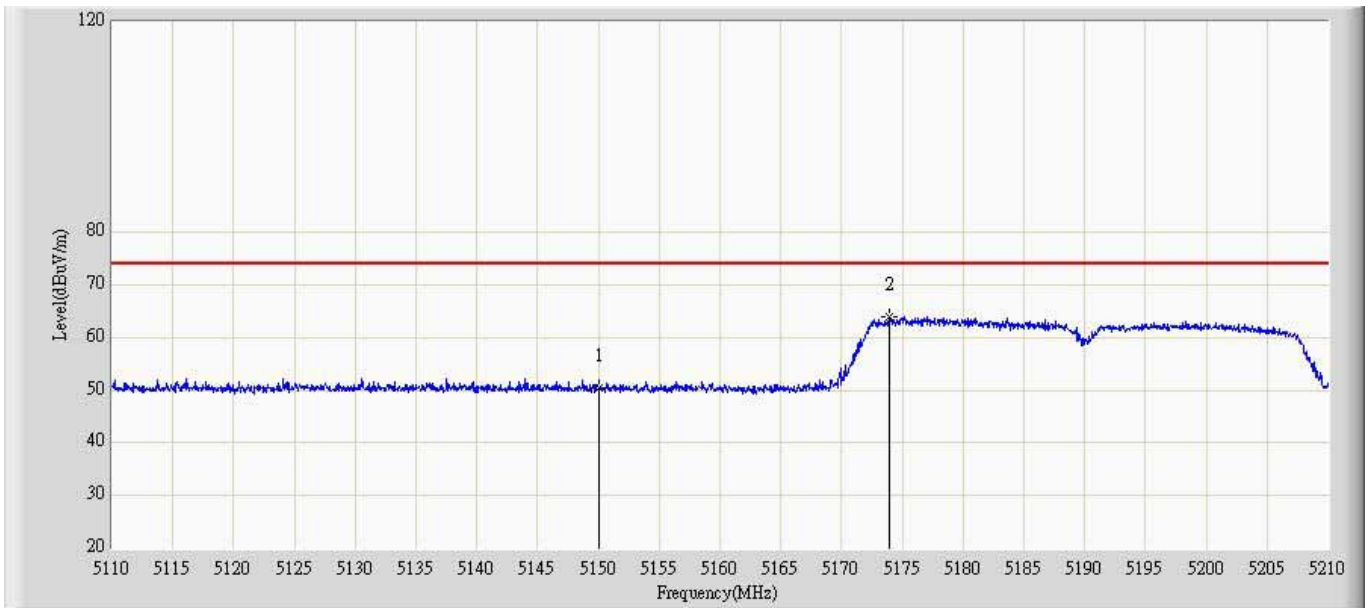
No	Flag	Mark	Frequency (MHz)	Measure Level (dBuV/m)	Reading Level (dBuV)	Over Limit (dB)	Limit (dBuV/m)	Factor	Type
1			5150.000	49.800	57.884	-24.200	74.000	-8.084	PK
2		*	5176.800	69.596	77.622	N/A	N/A	-8.026	PK

Engineer: Brgant	
Site: AC5	Time: 2013/04/15 - 22:26
Limit: FCC_Part15.209_RE(3m)	Margin: 0
Probe: Horn_3117_988(1-18GHz)	Polarity: Vertical
EUT: WIRELESS-ABGN 3X3 NETWORK MINI PCIE ADAPTER	Power: AC 120V/60Hz
Note: Mode 3: Transmit at channel 5190 MHz by 802.11n40 Chain 2	



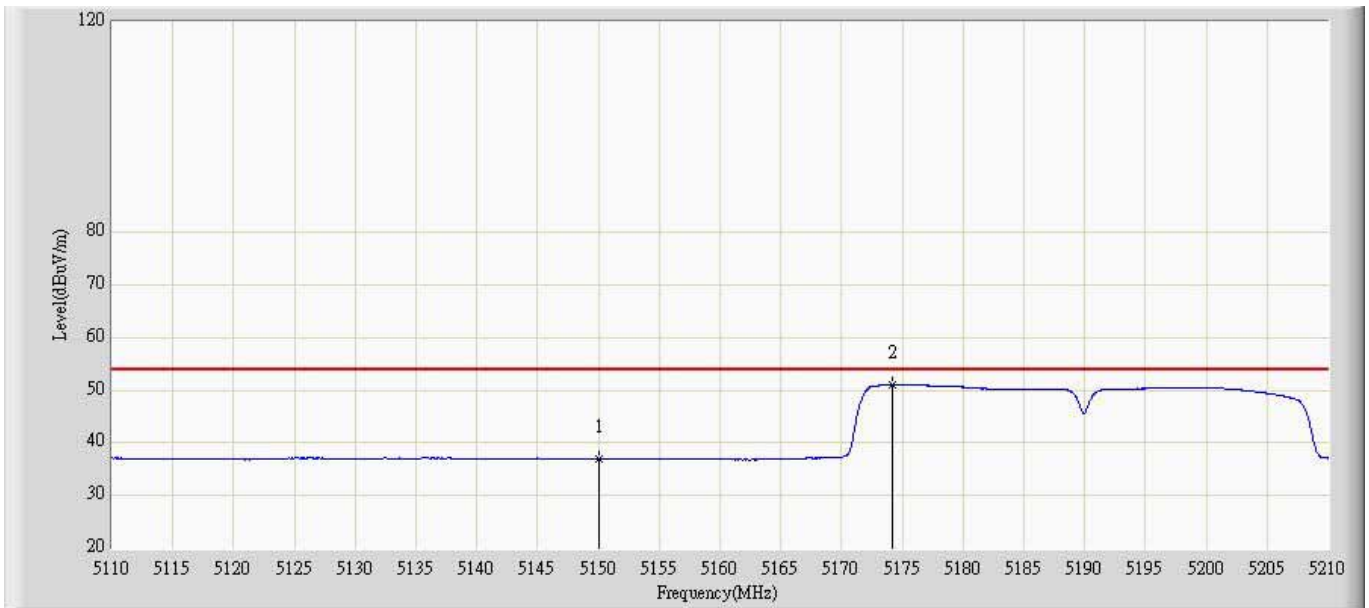
No	Flag	Mark	Frequency (MHz)	Measure Level (dBuV/m)	Reading Level (dBuV)	Over Limit (dB)	Limit (dBuV/m)	Factor	Type
1			5150.000	36.987	45.071	-17.013	54.000	-8.084	AV
2		*	5175.400	55.625	63.653	N/A	N/A	-8.028	AV

Engineer: Brgant	
Site: AC5	Time: 2013/04/15 - 22:26
Limit: FCC_Part15.209_RE(3m)	Margin: 0
Probe: Horn_3117_988(1-18GHz)	Polarity: Horizontal
EUT: WIRELESS-ABGN 3X3 NETWORK MINI PCIE ADAPTER	Power: AC 120V/60Hz
Note: Mode 3: Transmit at channel 5190 MHz by 802.11n40 Chain 2	



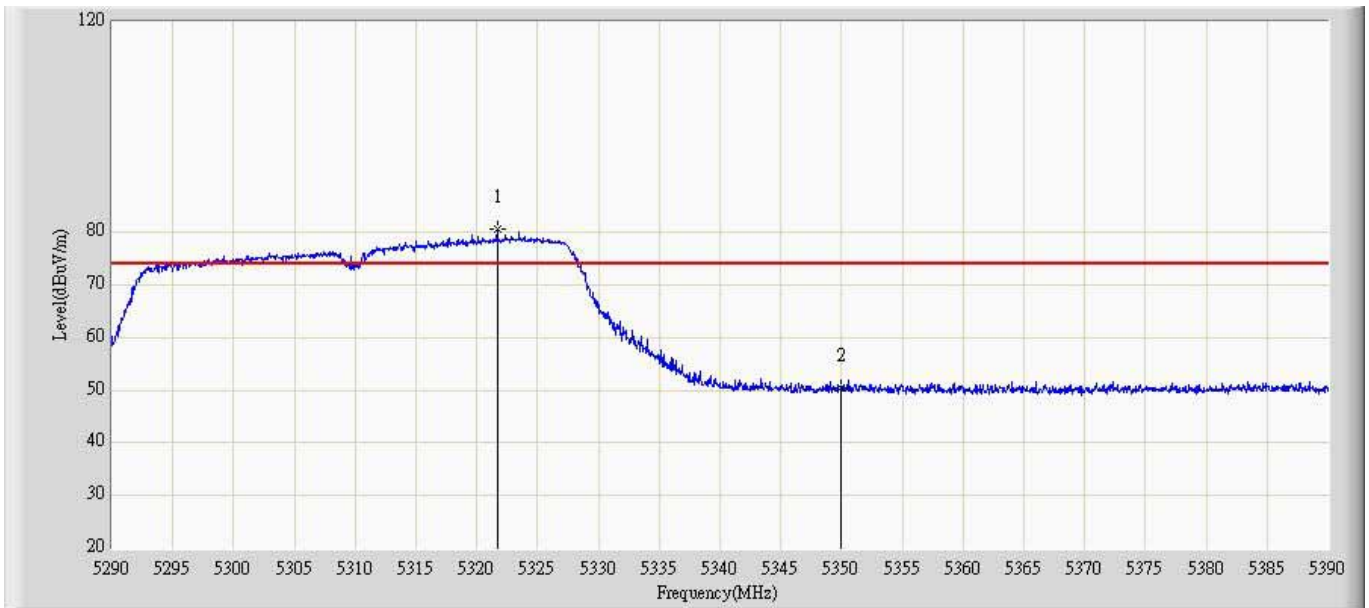
No	Flag	Mark	Frequency (MHz)	Measure Level (dBuV/m)	Reading Level (dBuV)	Over Limit (dB)	Limit (dBuV/m)	Factor	Type
1			5150.000	50.441	58.485	-23.559	74.000	-8.044	PK
2		*	5173.900	64.090	72.041	N/A	N/A	-7.952	PK

Engineer: Brgant	
Site: AC5	Time: 2013/04/15 - 22:28
Limit: FCC_Part15.209_RE(3m)	Margin: 0
Probe: Horn_3117_988(1-18GHz)	Polarity: Horizontal
EUT: WIRELESS-ABGN 3X3 NETWORK MINI PCIE ADAPTER	Power: AC 120V/60Hz
Note: Mode 3: Transmit at channel 5190 MHz by 802.11n40 Chain 2	



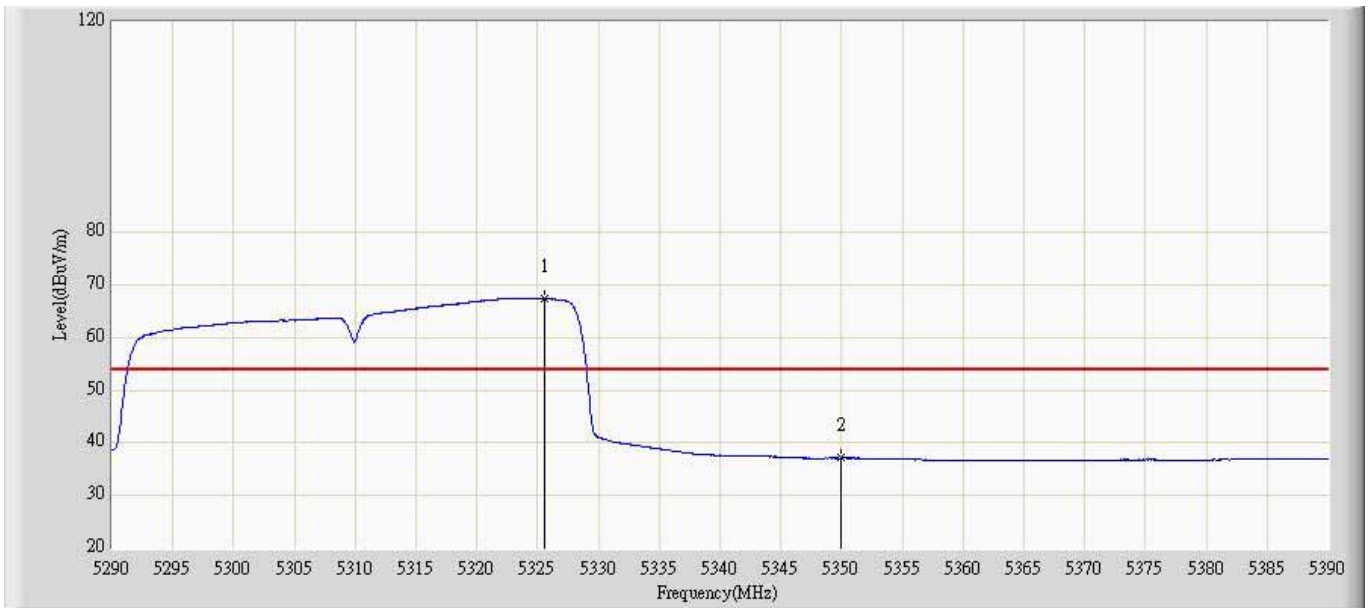
No	Flag	Mark	Frequency (MHz)	Measure Level (dBuV/m)	Reading Level (dBuV)	Over Limit (dB)	Limit (dBuV/m)	Factor	Type
1			5150.000	36.993	45.037	-17.007	54.000	-8.044	AV
2		*	5174.200	51.017	58.968	N/A	N/A	-7.951	AV

Engineer: Brgant	
Site: AC5	Time: 2013/04/15 - 22:30
Limit: FCC_Part15.209_RE(3m)	Margin: 0
Probe: Horn_3117_988(1-18GHz)	Polarity: Vertical
EUT: WIRELESS-ABGN 3X3 NETWORK MINI PCIE ADAPTER	Power: AC 120V/60Hz
Note: Mode 3: Transmit at channel 5310 MHz by 802.11n40 Chain 2	



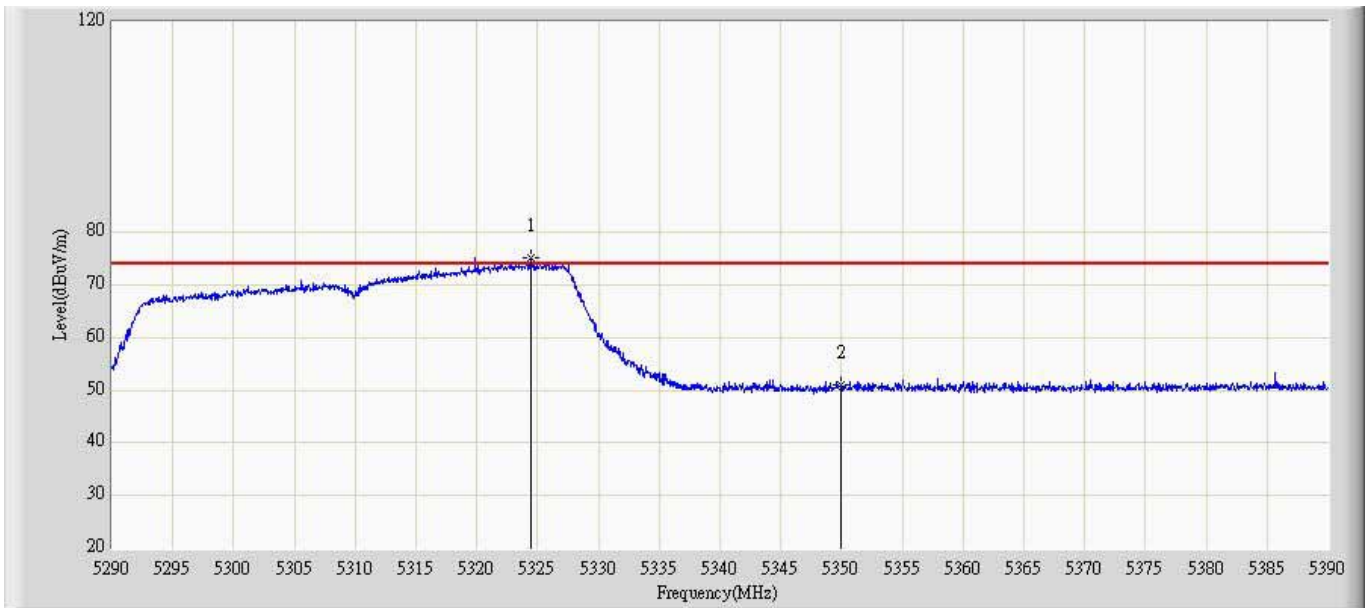
No	Flag	Mark	Frequency (MHz)	Measure Level (dBuV/m)	Reading Level (dBuV)	Over Limit (dB)	Limit (dBuV/m)	Factor	Type
1		*	5321.700	80.507	88.340	N/A	N/A	-7.833	PK
2			5350.000	50.585	58.368	-23.415	74.000	-7.783	PK

Engineer: Brgant	
Site: AC5	Time: 2013/04/15 - 22:32
Limit: FCC_Part15.209_RE(3m)	Margin: 0
Probe: Horn_3117_988(1-18GHz)	Polarity: Vertical
EUT: WIRELESS-ABGN 3X3 NETWORK MINI PCIE ADAPTER	Power: AC 120V/60Hz
Note: Mode 3: Transmit at channel 5310 MHz by 802.11n40 Chain 2	



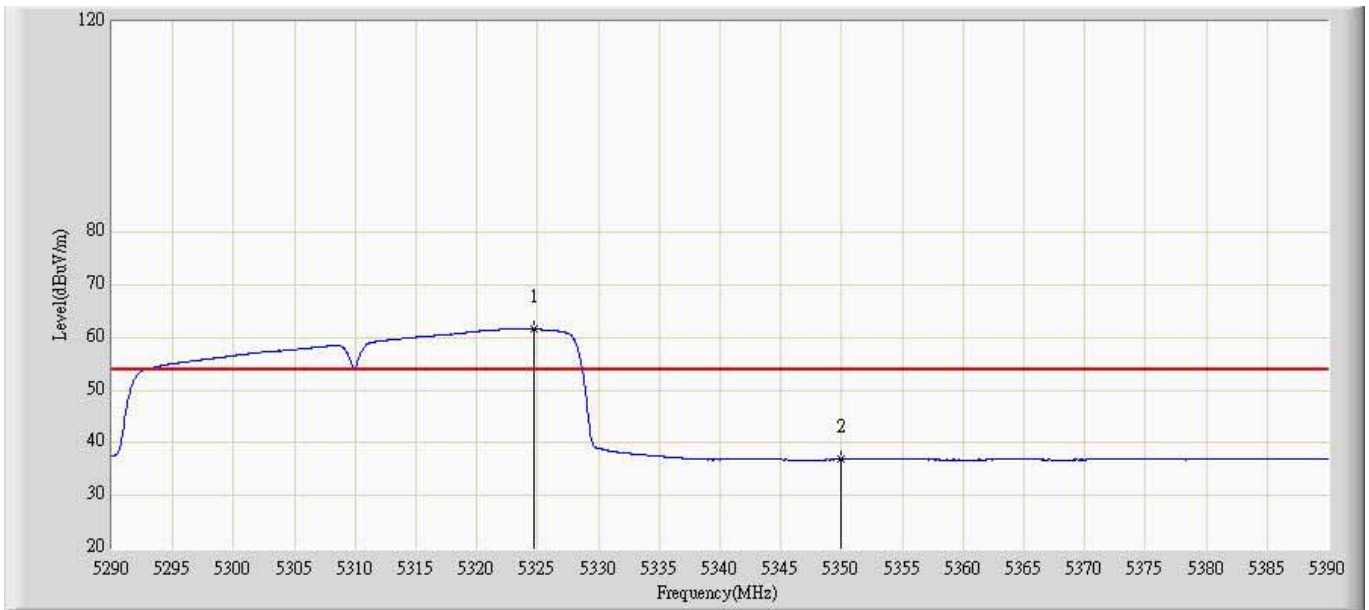
No	Flag	Mark	Frequency (MHz)	Measure Level (dBuV/m)	Reading Level (dBuV)	Over Limit (dB)	Limit (dBuV/m)	Factor	Type
1		*	5325.550	67.377	75.207	N/A	N/A	-7.830	AV
2			5350.000	37.136	44.919	-16.864	54.000	-7.783	AV

Engineer: Brgant	
Site: AC5	Time: 2013/04/15 - 22:34
Limit: FCC_Part15.209_RE(3m)	Margin: 0
Probe: Horn_3117_988(1-18GHz)	Polarity: Horizontal
EUT: WIRELESS-ABGN 3X3 NETWORK MINI PCIE ADAPTER	Power: AC 120V/60Hz
Note: Mode 3: Transmit at channel 5310 MHz by 802.11n40 Chain 2	



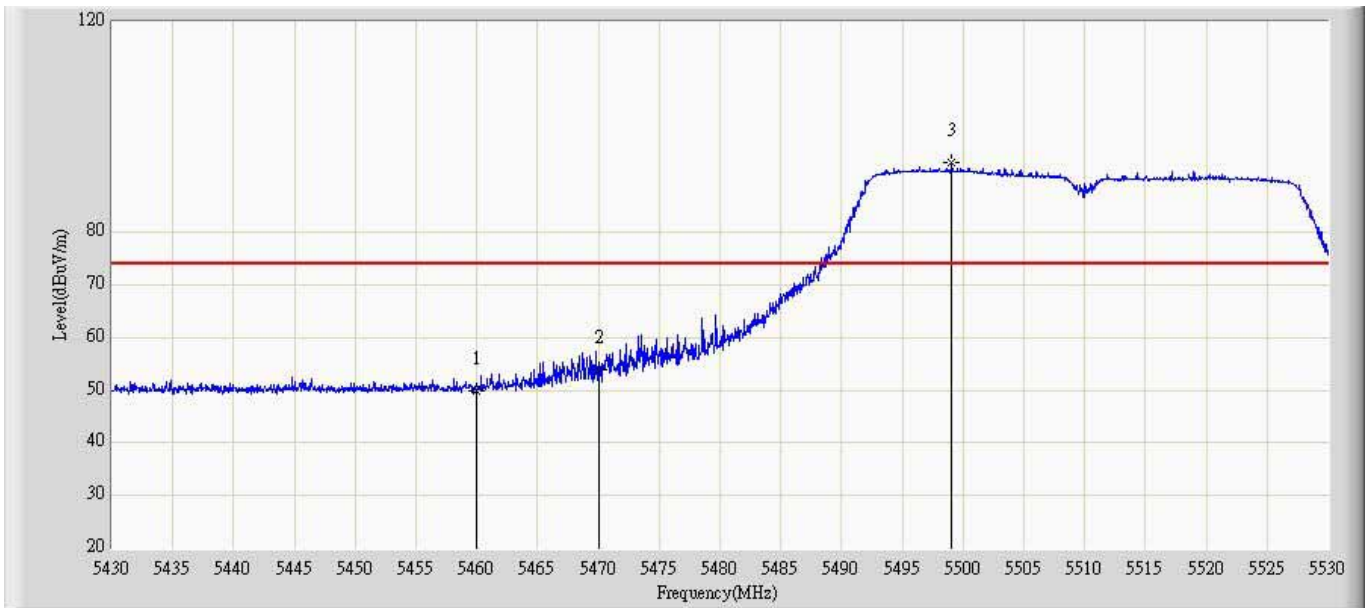
No	Flag	Mark	Frequency (MHz)	Measure Level (dBuV/m)	Reading Level (dBuV)	Over Limit (dB)	Limit (dBuV/m)	Factor	Type
1		*	5324.400	75.122	82.782	N/A	N/A	-7.660	PK
2			5350.000	51.021	58.644	-22.979	74.000	-7.623	PK

Engineer: Brgant	
Site: AC5	Time: 2013/04/15 - 22:38
Limit: FCC_Part15.209_RE(3m)	Margin: 0
Probe: Horn_3117_988(1-18GHz)	Polarity: Horizontal
EUT: WIRELESS-ABGN 3X3 NETWORK MINI PCIE ADAPTER	Power: AC 120V/60Hz
Note: Mode 3: Transmit at channel 5310 MHz by 802.11n40 Chain 2	



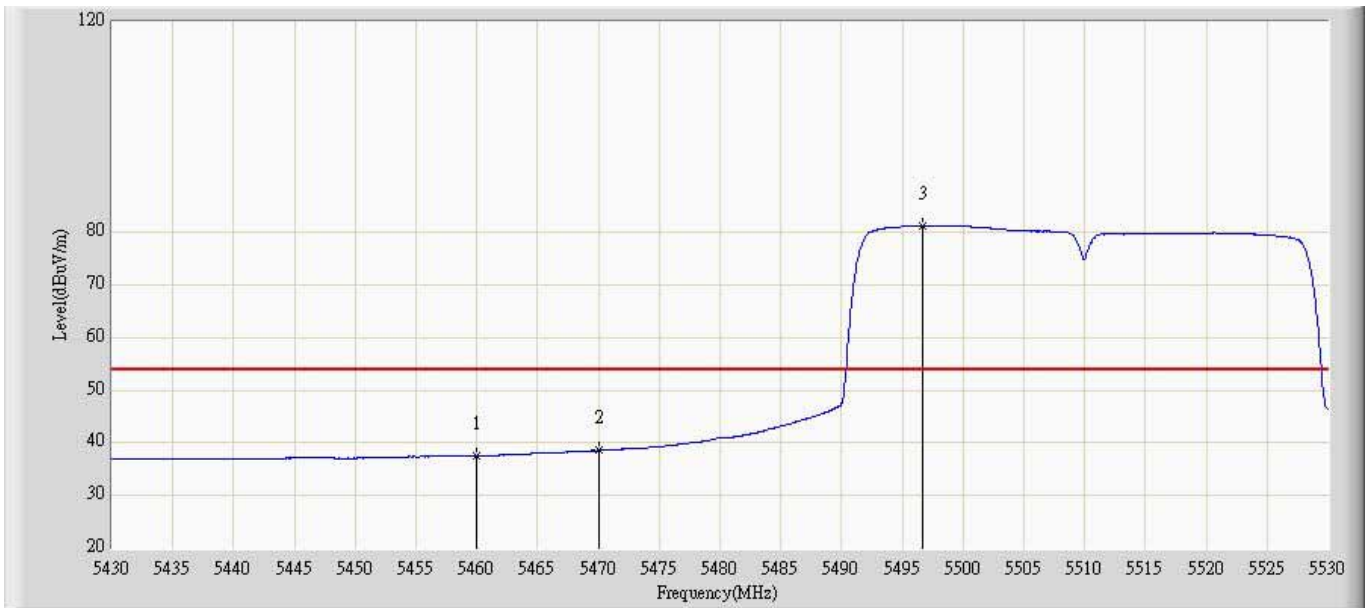
No	Flag	Mark	Frequency (MHz)	Measure Level (dBuV/m)	Reading Level (dBuV)	Over Limit (dB)	Limit (dBuV/m)	Factor	Type
1		*	5324.650	61.583	69.243	N/A	N/A	-7.660	AV
2			5350.000	36.897	44.520	-17.103	54.000	-7.623	AV

Engineer: Brgant	
Site: AC5	Time: 2013/04/15 - 22:40
Limit: FCC_Part15.209_RE(3m)	Margin: 0
Probe: Horn_3117_988(1-18GHz)	Polarity: Vertical
EUT: WIRELESS-ABGN 3X3 NETWORK MINI PCIE ADAPTER	Power: AC 120V/60Hz
Note: Mode 3: Transmit at channel 5510 MHz by 802.11n40 Chain 2	



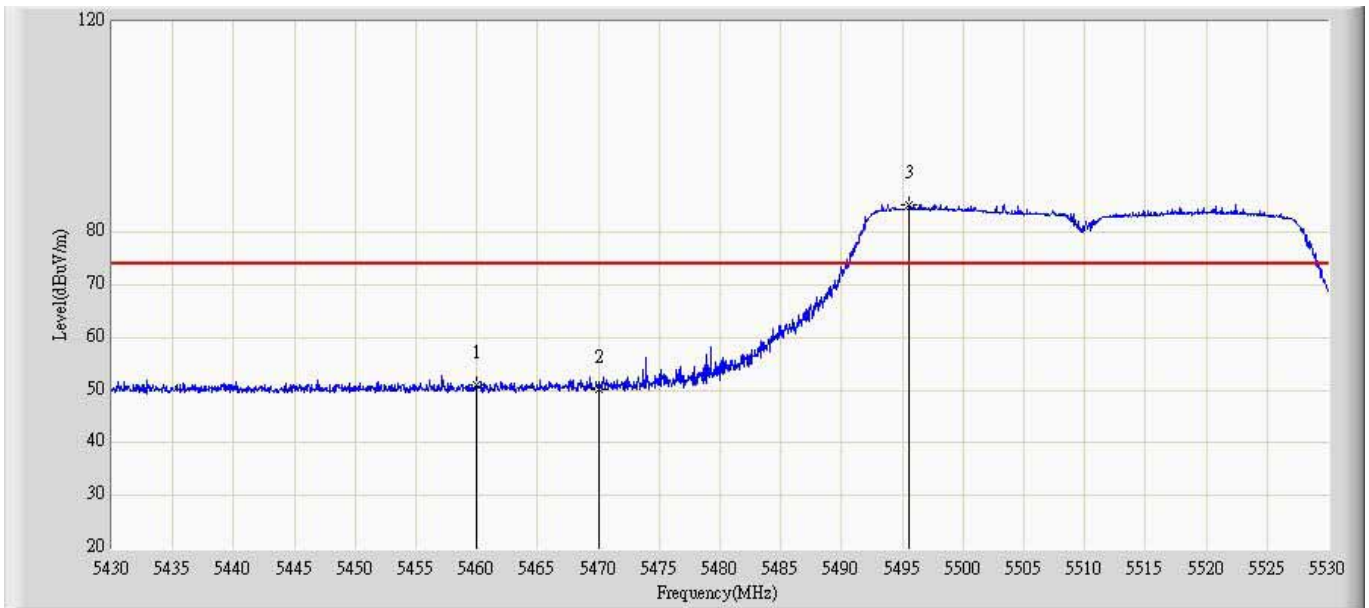
No	Flag	Mark	Frequency (MHz)	Measure Level (dBuV/m)	Reading Level (dBuV)	Over Limit (dB)	Limit (dBuV/m)	Factor	Type
1			5460.000	50.025	57.646	-23.975	74.000	-7.621	PK
2			5470.000	53.780	61.376	-34.520	88.300	-7.596	PK
3		*	5499.050	93.240	100.816	N/A	N/A	-7.576	PK

Engineer: Brgant	
Site: AC5	Time: 2013/04/15 - 22:42
Limit: FCC_Part15.209_RE(3m)	Margin: 0
Probe: Horn_3117_988(1-18GHz)	Polarity: Vertical
EUT: WIRELESS-ABGN 3X3 NETWORK MINI PCIE ADAPTER	Power: AC 120V/60Hz
Note: Mode 3: Transmit at channel 5510 MHz by 802.11n40 Chain 2	



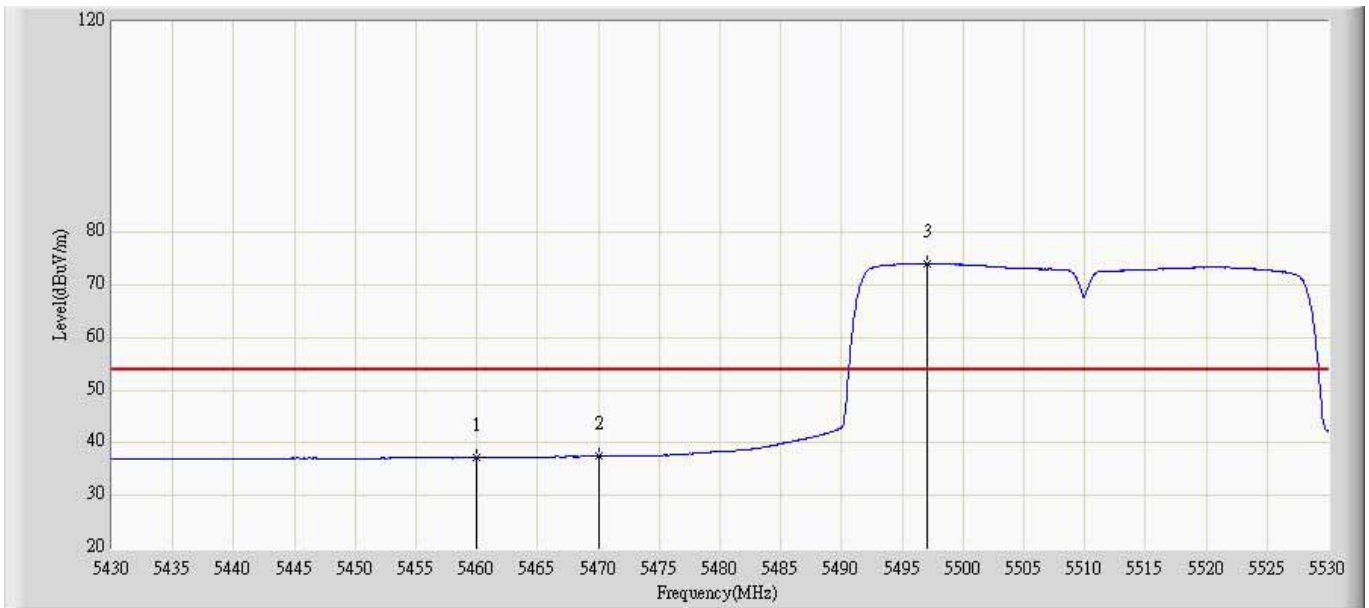
No	Flag	Mark	Frequency (MHz)	Measure Level (dBuV/m)	Reading Level (dBuV)	Over Limit (dB)	Limit (dBuV/m)	Factor	Type
1			5460.000	37.534	45.155	-16.466	54.000	-7.621	AV
2			5470.000	38.560	46.156	-29.740	68.300	-7.596	AV
3		*	5496.650	81.215	88.792	N/A	N/A	-7.577	AV

Engineer: Brgant	
Site: AC5	Time: 2013/04/15 - 22:43
Limit: FCC_Part15.209_RE(3m)	Margin: 0
Probe: Horn_3117_988(1-18GHz)	Polarity: Horizontal
EUT: WIRELESS-ABGN 3X3 NETWORK MINI PCIE ADAPTER	Power: AC 120V/60Hz
Note: Mode 3: Transmit at channel 5510 MHz by 802.11n40 Chain 2	



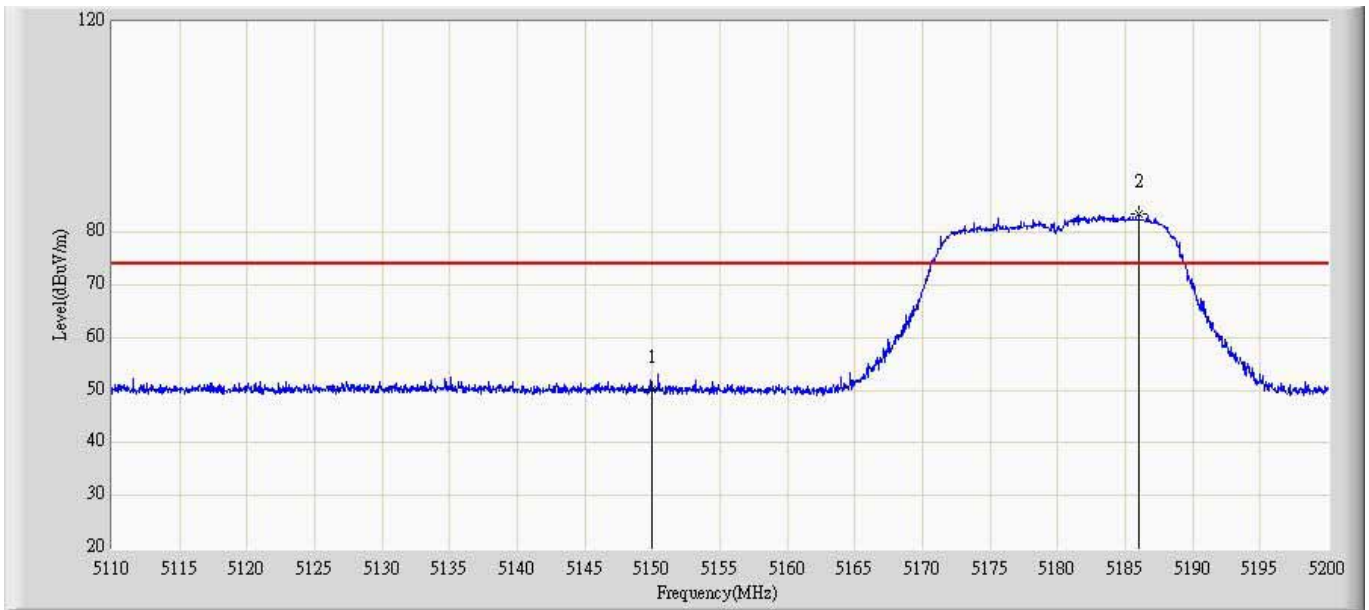
No	Flag	Mark	Frequency (MHz)	Measure Level (dBuV/m)	Reading Level (dBuV)	Over Limit (dB)	Limit (dBuV/m)	Factor	Type
1			5460.000	51.061	58.566	-22.939	74.000	-7.505	PK
2			5470.000	50.199	57.683	-38.101	88.300	-7.484	PK
3		*	5495.600	85.346	92.821	N/A	N/A	-7.476	PK

Engineer: Brgant	
Site: AC5	Time: 2013/04/15 - 22:45
Limit: FCC_Part15.209_RE(3m)	Margin: 0
Probe: Horn_3117_988(1-18GHz)	Polarity: Horizontal
EUT: WIRELESS-ABGN 3X3 NETWORK MINI PCIE ADAPTER	Power: AC 120V/60Hz
Note: Mode 3: Transmit at channel 5510 MHz by 802.11n40 Chain 2	



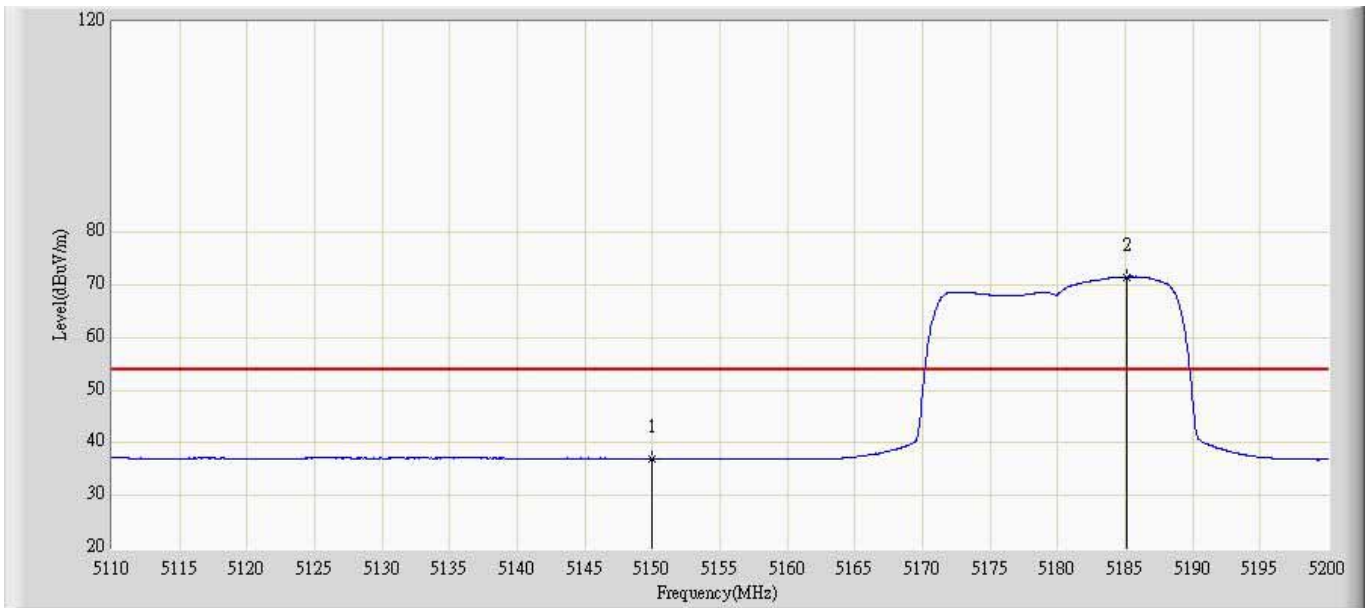
No	Flag	Mark	Frequency (MHz)	Measure Level (dBuV/m)	Reading Level (dBuV)	Over Limit (dB)	Limit (dBuV/m)	Factor	Type
1			5460.000	37.114	44.619	-16.886	54.000	-7.505	AV
2			5470.000	37.414	44.898	-30.886	68.300	-7.484	AV
3		*	5497.000	74.031	81.507	N/A	N/A	-7.476	AV

Engineer: Brgant	
Site: AC5	Time: 2013/04/15 - 23:01
Limit: FCC_Part15.209_RE(3m)	Margin: 0
Probe: Horn_3117_988(1-18GHz)	Polarity: Vertical
EUT: WIRELESS-ABGN 3X3 NETWORK MINI PCIE ADAPTER	Power: AC 120V/60Hz
Note: Mode 1: Transmit at channel 5180 MHz by 802.11n20 Chain 0+1	



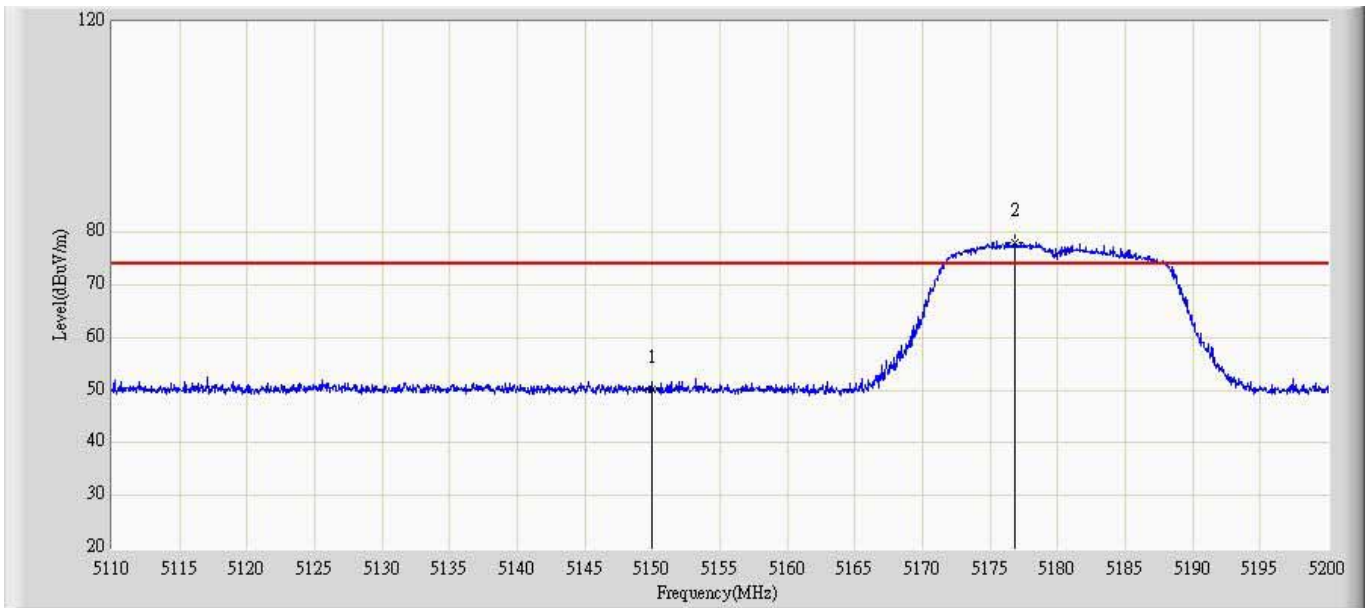
No	Flag	Mark	Frequency (MHz)	Measure Level (dBuV/m)	Reading Level (dBuV)	Over Limit (dB)	Limit (dBuV/m)	Factor	Type
1			5150.000	50.047	58.131	-23.953	74.000	-8.084	PK
2		*	5186.005	83.521	91.532	N/A	N/A	-8.010	PK

Engineer: Brgant	
Site: AC5	Time: 2013/04/15 - 23:02
Limit: FCC_Part15.209_RE(3m)	Margin: 0
Probe: Horn_3117_988(1-18GHz)	Polarity: Vertical
EUT: WIRELESS-ABGN 3X3 NETWORK MINI PCIE ADAPTER	Power: AC 120V/60Hz
Note: Mode 1: Transmit at channel 5180 MHz by 802.11n20 Chain 0+1	



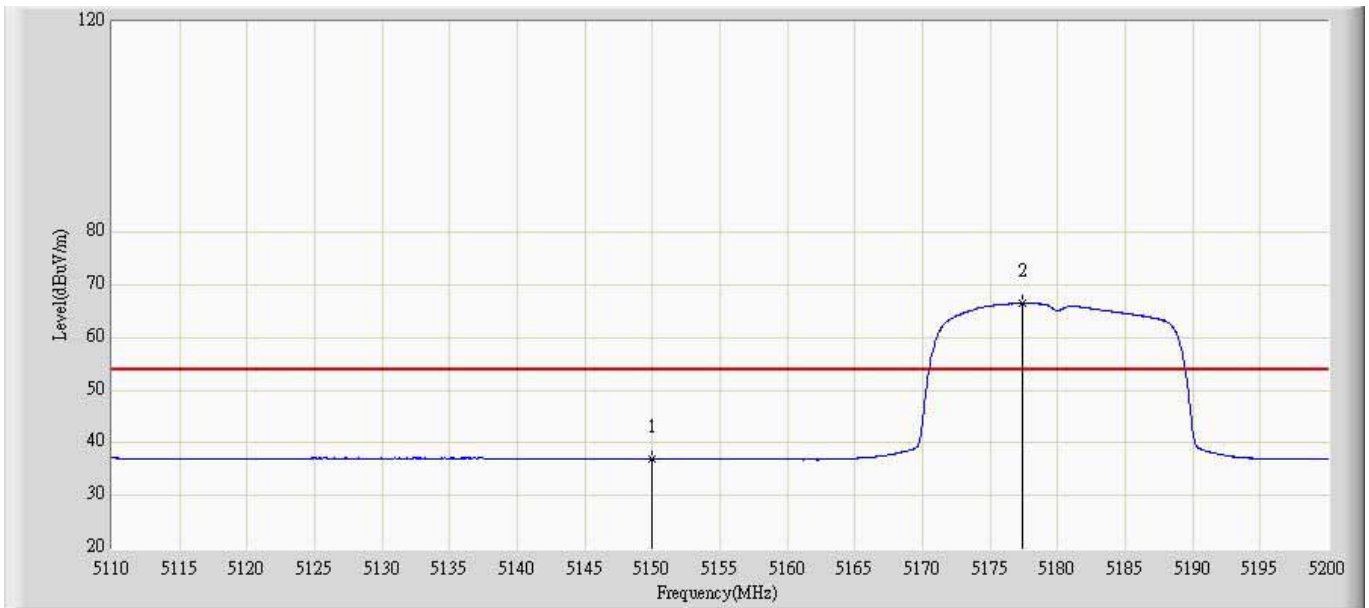
No	Flag	Mark	Frequency (MHz)	Measure Level (dBuV/m)	Reading Level (dBuV)	Over Limit (dB)	Limit (dBuV/m)	Factor	Type
1			5150.000	36.993	45.077	-17.007	54.000	-8.084	AV
2		*	5185.105	71.553	79.566	N/A	N/A	-8.012	AV

Engineer: Brgant	
Site: AC5	Time: 2013/04/15 - 23:02
Limit: FCC_Part15.209_RE(3m)	Margin: 0
Probe: Horn_3117_988(1-18GHz)	Polarity: Horizontal
EUT: WIRELESS-ABGN 3X3 NETWORK MINI PCIE ADAPTER	Power: AC 120V/60Hz
Note: Mode 1: Transmit at channel 5180 MHz by 802.11n20 Chain 0+1	



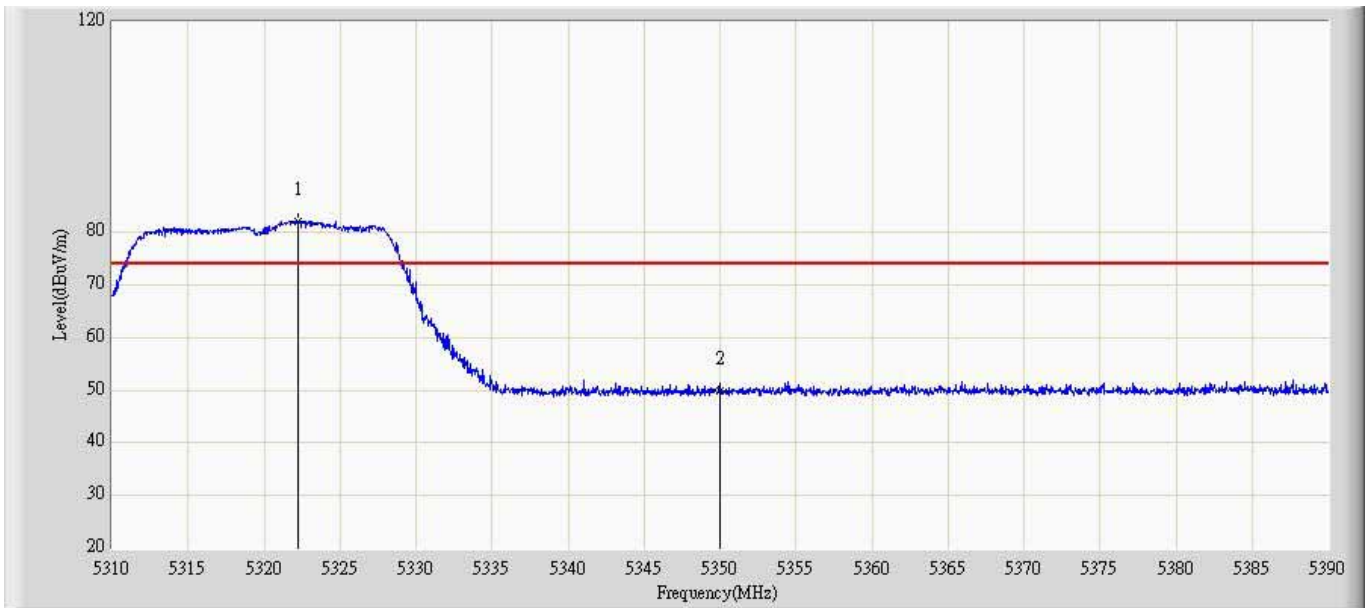
No	Flag	Mark	Frequency (MHz)	Measure Level (dBuV/m)	Reading Level (dBuV)	Over Limit (dB)	Limit (dBuV/m)	Factor	Type
1			5150.000	50.113	58.157	-23.887	74.000	-8.044	PK
2		*	5176.780	77.928	85.871	N/A	N/A	-7.943	PK

Engineer: Brgant	
Site: AC5	Time: 2013/04/15 - 23:02
Limit: FCC_Part15.209_RE(3m)	Margin: 0
Probe: Horn_3117_988(1-18GHz)	Polarity: Horizontal
EUT: WIRELESS-ABGN 3X3 NETWORK MINI PCIE ADAPTER	Power: AC 120V/60Hz
Note: Mode 1: Transmit at channel 5180 MHz by 802.11n20 Chain 0+1	



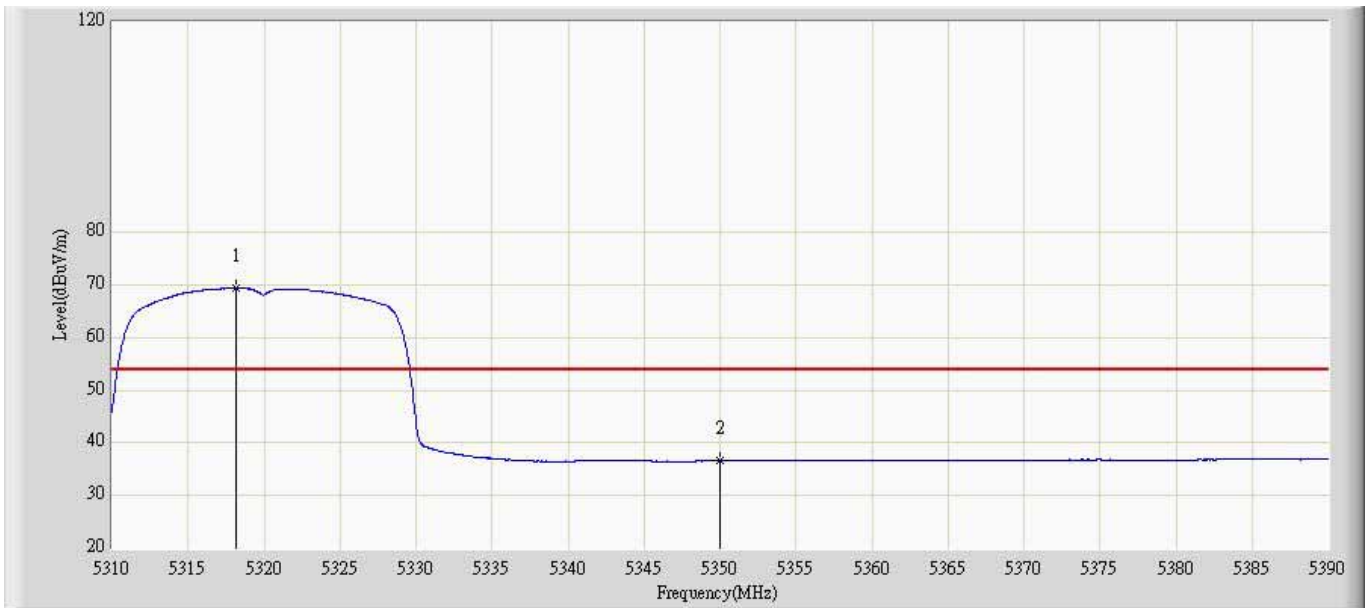
No	Flag	Mark	Frequency (MHz)	Measure Level (dBuV/m)	Reading Level (dBuV)	Over Limit (dB)	Limit (dBuV/m)	Factor	Type
1			5150.000	37.019	45.063	-16.981	54.000	-8.044	AV
2		*	5177.410	66.516	74.458	N/A	N/A	-7.942	AV

Engineer: Brgant	
Site: AC5	Time: 2013/04/15 - 23:03
Limit: FCC_Part15.209_RE(3m)	Margin: 0
Probe: Horn_3117_988(1-18GHz)	Polarity: Vertical
EUT: WIRELESS-ABGN 3X3 NETWORK MINI PCIE ADAPTER	Power: AC 120V/60Hz
Note: Mode 1: Transmit at channel 5320 MHz by 802.11n20 Chain 0+1	



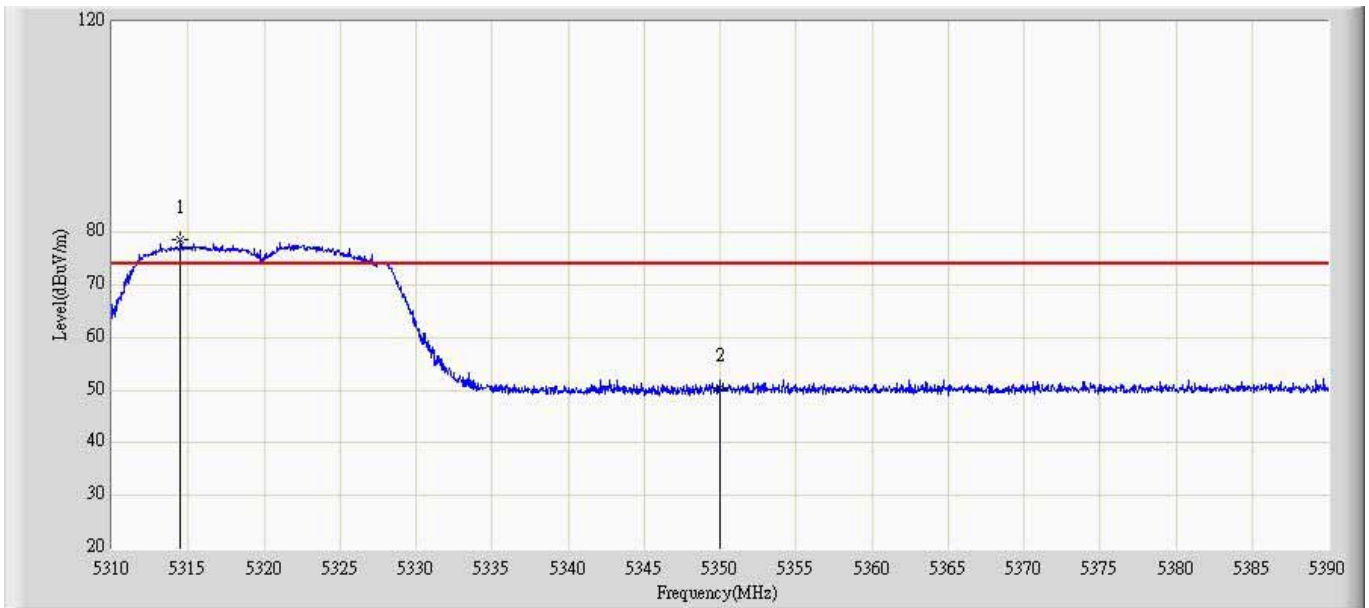
No	Flag	Mark	Frequency (MHz)	Measure Level (dBuV/m)	Reading Level (dBuV)	Over Limit (dB)	Limit (dBuV/m)	Factor	Type
1		*	5322.200	82.054	89.887	N/A	N/A	-7.833	PK
2			5350.000	49.997	57.780	-24.003	74.000	-7.783	PK

Engineer: Brgant	
Site: AC5	Time: 2013/04/15 - 23:14
Limit: FCC_Part15.209_RE(3m)	Margin: 0
Probe: Horn_3117_988(1-18GHz)	Polarity: Vertical
EUT: WIRELESS-ABGN 3X3 NETWORK MINI PCIE ADAPTER	Power: AC 120V/60Hz
Note: Mode 1: Transmit at channel 5320 MHz by 802.11n20 Chain 0+1	



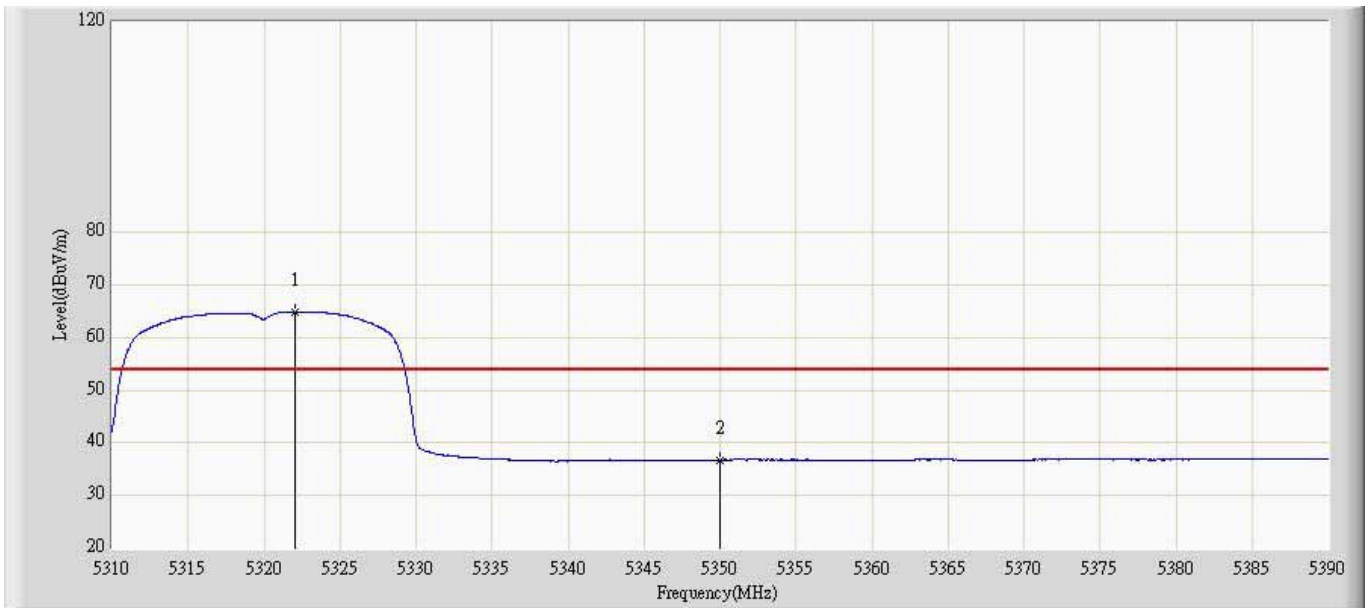
No	Flag	Mark	Frequency (MHz)	Measure Level (dBuV/m)	Reading Level (dBuV)	Over Limit (dB)	Limit (dBuV/m)	Factor	Type
1		*	5318.160	69.343	77.179	N/A	N/A	-7.836	AV
2			5350.000	36.613	44.396	-17.387	54.000	-7.783	AV

Engineer: Brgant	
Site: AC5	Time: 2013/04/15 - 23:16
Limit: FCC_Part15.209_RE(3m)	Margin: 0
Probe: Horn_3117_988(1-18GHz)	Polarity: Horizontal
EUT: WIRELESS-ABGN 3X3 NETWORK MINI PCIE ADAPTER	Power: AC 120V/60Hz
Note: Mode 1: Transmit at channel 5320 MHz by 802.11n20 Chain 0+1	



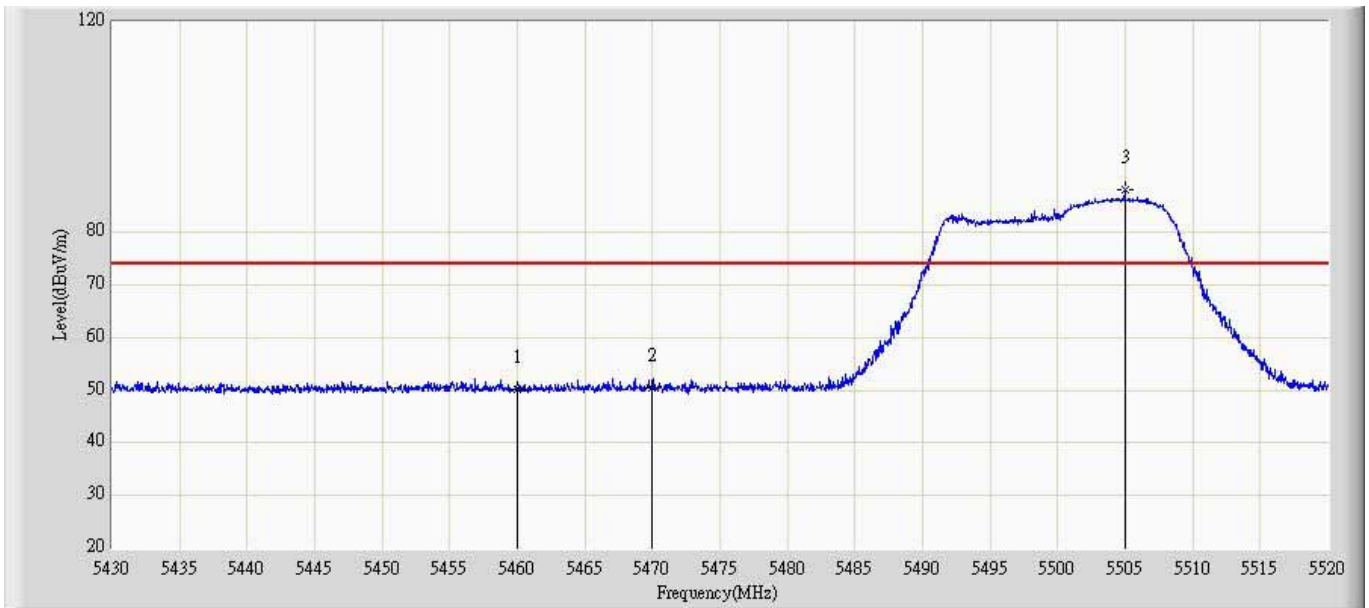
No	Flag	Mark	Frequency (MHz)	Measure Level (dBuV/m)	Reading Level (dBuV)	Over Limit (dB)	Limit (dBuV/m)	Factor	Type
1		*	5314.520	78.521	86.187	N/A	N/A	-7.666	PK
2			5350.000	50.455	58.078	-23.545	74.000	-7.623	PK

Engineer: Brgant	
Site: AC5	Time: 2013/04/15 - 23:17
Limit: FCC_Part15.209_RE(3m)	Margin: 0
Probe: Horn_3117_988(1-18GHz)	Polarity: Horizontal
EUT: WIRELESS-ABGN 3X3 NETWORK MINI PCIE ADAPTER	Power: AC 120V/60Hz
Note: Mode 1: Transmit at channel 5320 MHz by 802.11n20 Chain 0+1	



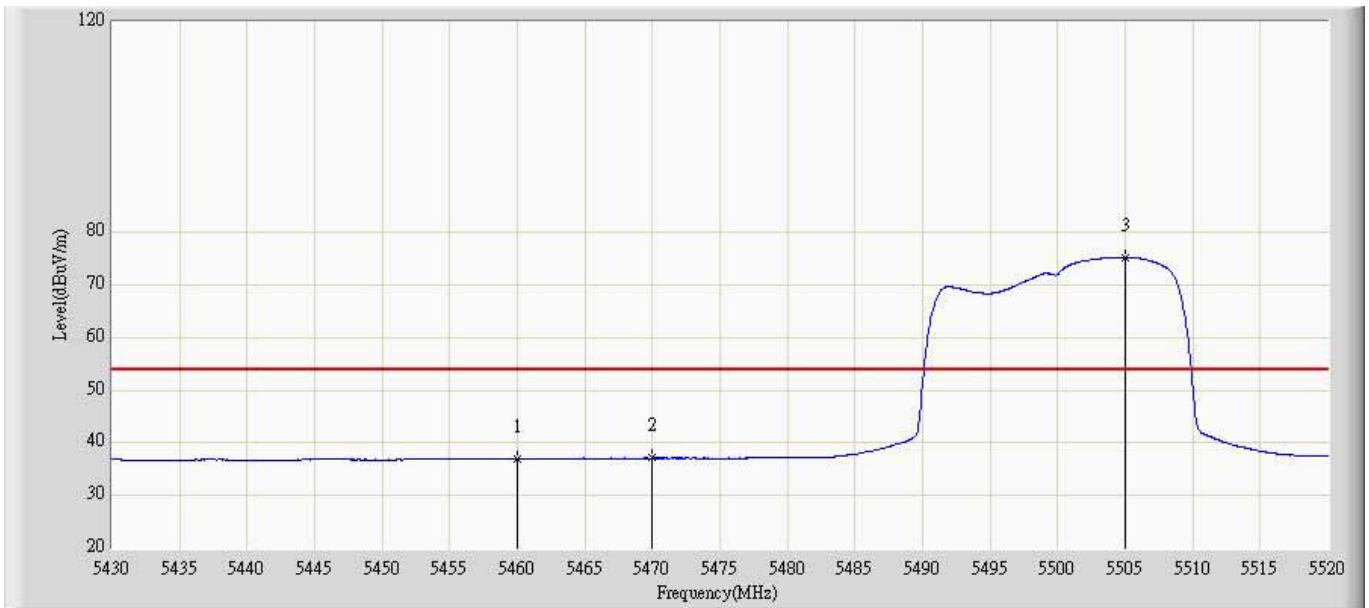
No	Flag	Mark	Frequency (MHz)	Measure Level (dBuV/m)	Reading Level (dBuV)	Over Limit (dB)	Limit (dBuV/m)	Factor	Type
1		*	5322.040	64.905	72.566	N/A	N/A	-7.661	AV
2			5350.000	36.798	44.421	-17.202	54.000	-7.623	AV

Engineer: Brgant	
Site: AC5	Time: 2013/04/15 - 23:19
Limit: FCC_Part15.209_RE(3m)	Margin: 0
Probe: Horn_3117_988(1-18GHz)	Polarity: Vertical
EUT: WIRELESS-ABGN 3X3 NETWORK MINI PCIE ADAPTER	Power: AC 120V/60Hz
Note: Mode 1: Transmit at channel 5500 MHz by 802.11n20 Chain 0+1	



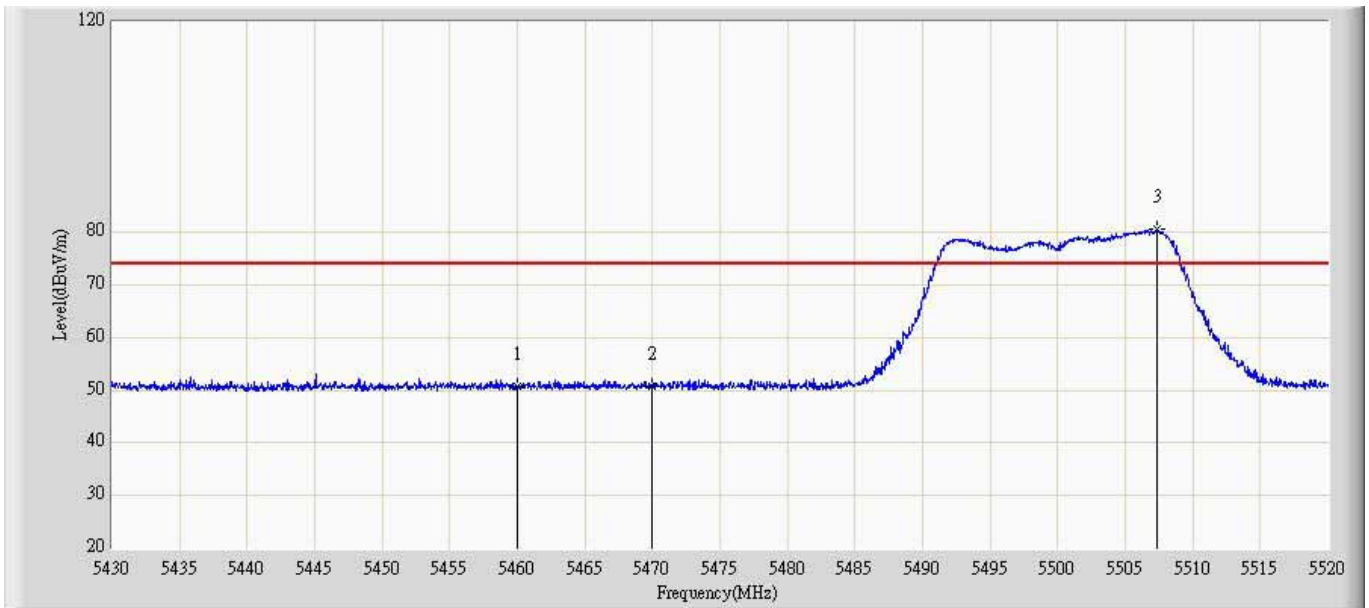
No	Flag	Mark	Frequency (MHz)	Measure Level (dBuV/m)	Reading Level (dBuV)	Over Limit (dB)	Limit (dBuV/m)	Factor	Type
1			5460.000	50.297	57.918	-23.703	74.000	-7.621	PK
2			5470.000	50.396	57.992	-37.904	88.300	-7.596	PK
3		*	5504.970	88.075	95.649	N/A	N/A	-7.574	PK

Engineer: Brgant	
Site: AC5	Time: 2013/04/15 - 23:21
Limit: FCC_Part15.209_RE(3m)	Margin: 0
Probe: Horn_3117_988(1-18GHz)	Polarity: Vertical
EUT: WIRELESS-ABGN 3X3 NETWORK MINI PCIE ADAPTER	Power: AC 120V/60Hz
Note: Mode 1: Transmit at channel 5500 MHz by 802.11n20 Chain 0+1	



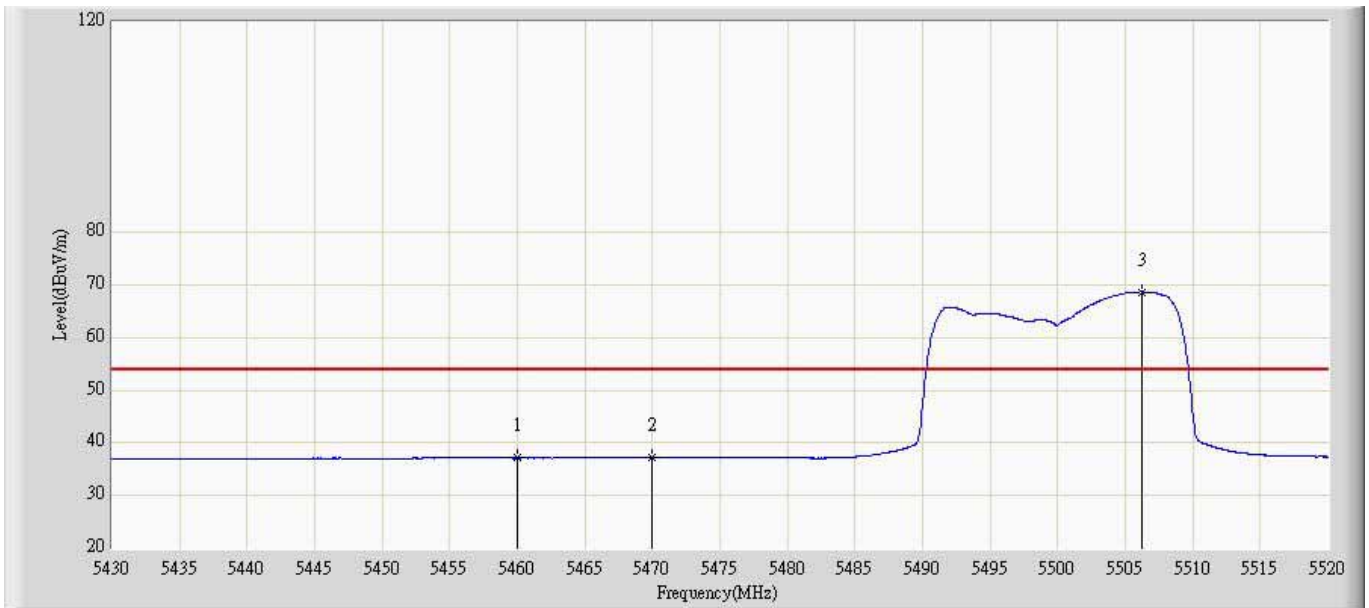
No	Flag	Mark	Frequency (MHz)	Measure Level (dBuV/m)	Reading Level (dBuV)	Over Limit (dB)	Limit (dBuV/m)	Factor	Type
1			5460.000	37.005	44.626	-16.995	54.000	-7.621	AV
2			5470.000	37.098	44.694	-31.202	68.300	-7.596	AV
3		*	5504.970	75.283	82.857	N/A	N/A	-7.574	AV

Engineer: Brgant	
Site: AC5	Time: 2013/04/15 - 23:22
Limit: FCC_Part15.209_RE(3m)	Margin: 0
Probe: Horn_3117_988(1-18GHz)	Polarity: Horizontal
EUT: WIRELESS-ABGN 3X3 NETWORK MINI PCIE ADAPTER	Power: AC 120V/60Hz
Note: Mode 1: Transmit at channel 5500 MHz by 802.11n20 Chain 0+1	



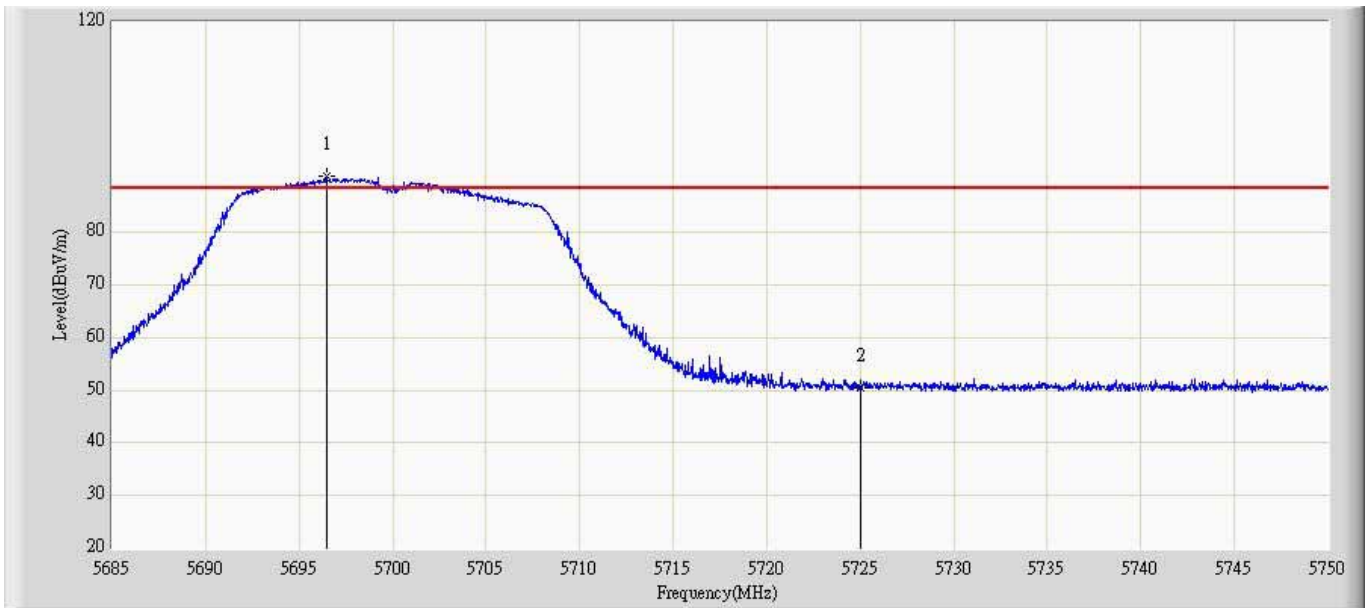
No	Flag	Mark	Frequency (MHz)	Measure Level (dBuV/m)	Reading Level (dBuV)	Over Limit (dB)	Limit (dBuV/m)	Factor	Type
1			5460.000	50.681	58.186	-23.319	74.000	-7.505	PK
2			5470.000	50.732	58.216	-37.568	88.300	-7.484	PK
3		*	5507.310	80.523	87.994	N/A	N/A	-7.472	PK

Engineer: Brgant	
Site: AC5	Time: 2013/04/15 - 23:26
Limit: FCC_Part15.209_RE(3m)	Margin: 0
Probe: Horn_3117_988(1-18GHz)	Polarity: Horizontal
EUT: WIRELESS-ABGN 3X3 NETWORK MINI PCIE ADAPTER	Power: AC 120V/60Hz
Note: Mode 1: Transmit at channel 5500 MHz by 802.11n20 Chain 0+1	



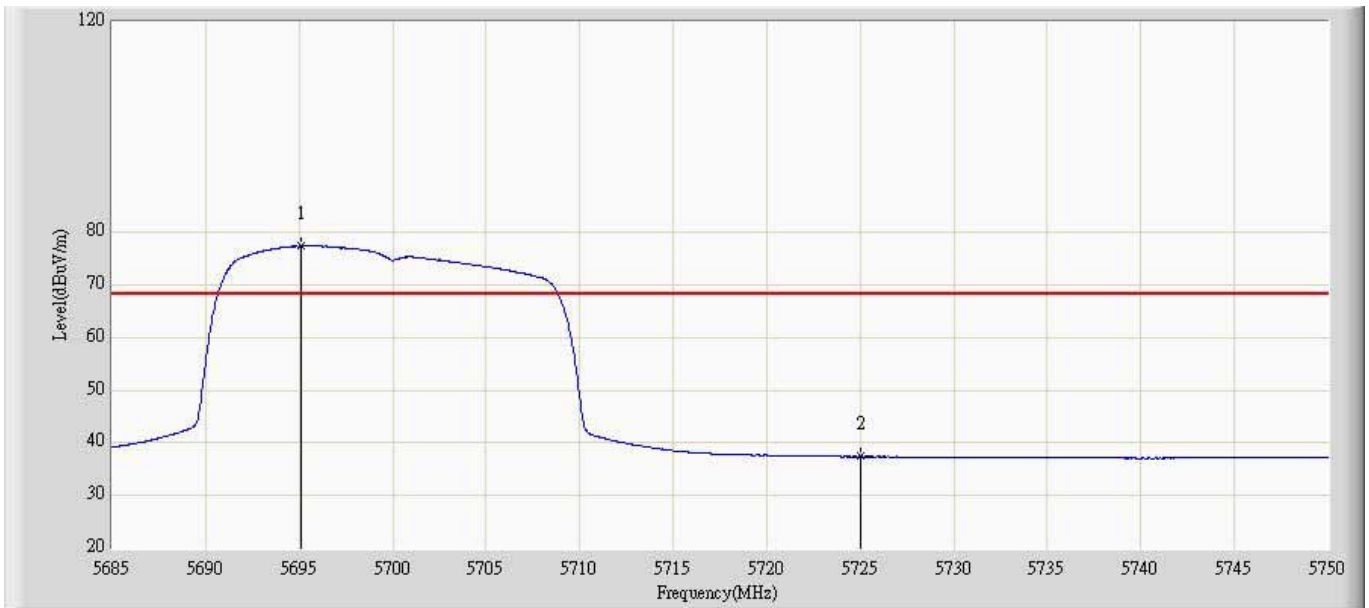
No	Flag	Mark	Frequency (MHz)	Measure Level (dBuV/m)	Reading Level (dBuV)	Over Limit (dB)	Limit (dBuV/m)	Factor	Type
1			5460.000	37.137	44.642	-16.863	54.000	-7.505	AV
2			5470.000	37.202	44.686	-31.098	68.300	-7.484	AV
3		*	5506.230	68.703	76.177	N/A	N/A	-7.473	AV

Engineer: Brgant	
Site: AC5	Time: 2013/04/15 - 23:28
Limit: FCC_Part15.407_RE(3m)	Margin: 0
Probe: Horn_3117_988(1-18GHz)	Polarity: Vertical
EUT: WIRELESS-ABGN 3X3 NETWORK MINI PCIE ADAPTER	Power: AC 120V/60Hz
Note: Mode 1: Transmit at channel 5700 MHz by 802.11n20 Chain 0+1	



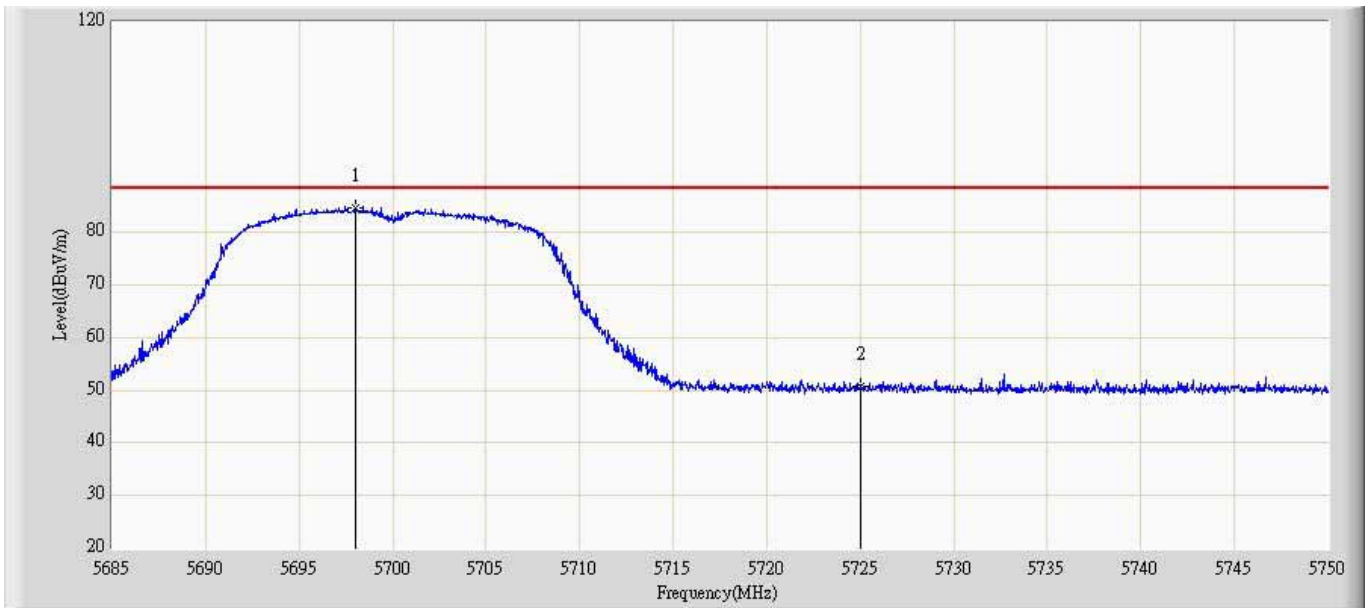
No	Flag	Mark	Frequency (MHz)	Measure Level (dBuV/m)	Reading Level (dBuV)	Over Limit (dB)	Limit (dBuV/m)	Factor	Type
1		*	5696.440	90.687	97.929	N/A	N/A	-7.243	PK
2			5725.000	50.478	57.659	-37.822	88.300	-7.181	PK

Engineer: Brgant	
Site: AC5	Time: 2013/04/15 - 23:31
Limit: FCC_Part15.407_RE(3m)	Margin: 0
Probe: Horn_3117_988(1-18GHz)	Polarity: Vertical
EUT: WIRELESS-ABGN 3X3 NETWORK MINI PCIE ADAPTER	Power: AC 120V/60Hz
Note: Mode 1: Transmit at channel 5700 MHz by 802.11n20 Chain 0+1	



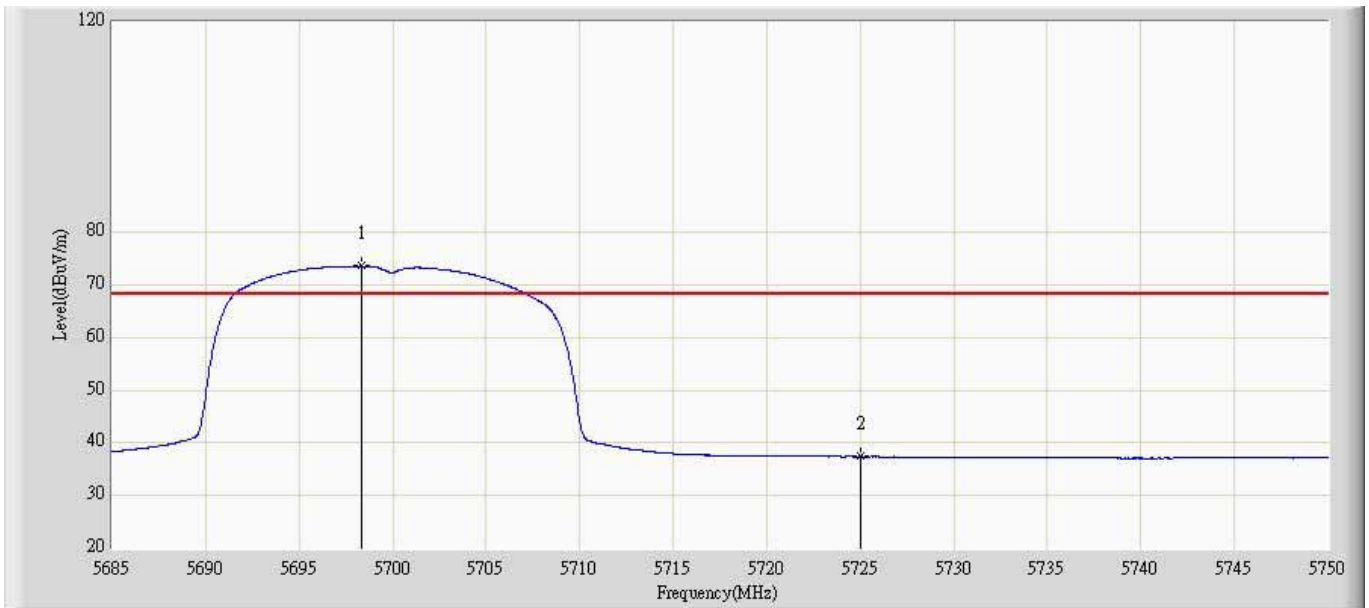
No	Flag	Mark	Frequency (MHz)	Measure Level (dBuV/m)	Reading Level (dBuV)	Over Limit (dB)	Limit (dBuV/m)	Factor	Type
1		*	5695.075	77.347	84.591	N/A	N/A	-7.244	AV
2			5725.000	37.389	44.570	-30.911	68.300	-7.181	AV

Engineer: Brgant	
Site: AC5	Time: 2013/04/15 - 23:32
Limit: FCC_Part15.407_RE(3m)	Margin: 0
Probe: Horn_3117_988(1-18GHz)	Polarity: Horizontal
EUT: WIRELESS-ABGN 3X3 NETWORK MINI PCIE ADAPTER	Power: AC 120V/60Hz
Note: Mode 1: Transmit at channel 5700 MHz by 802.11n20 Chain 0+1	



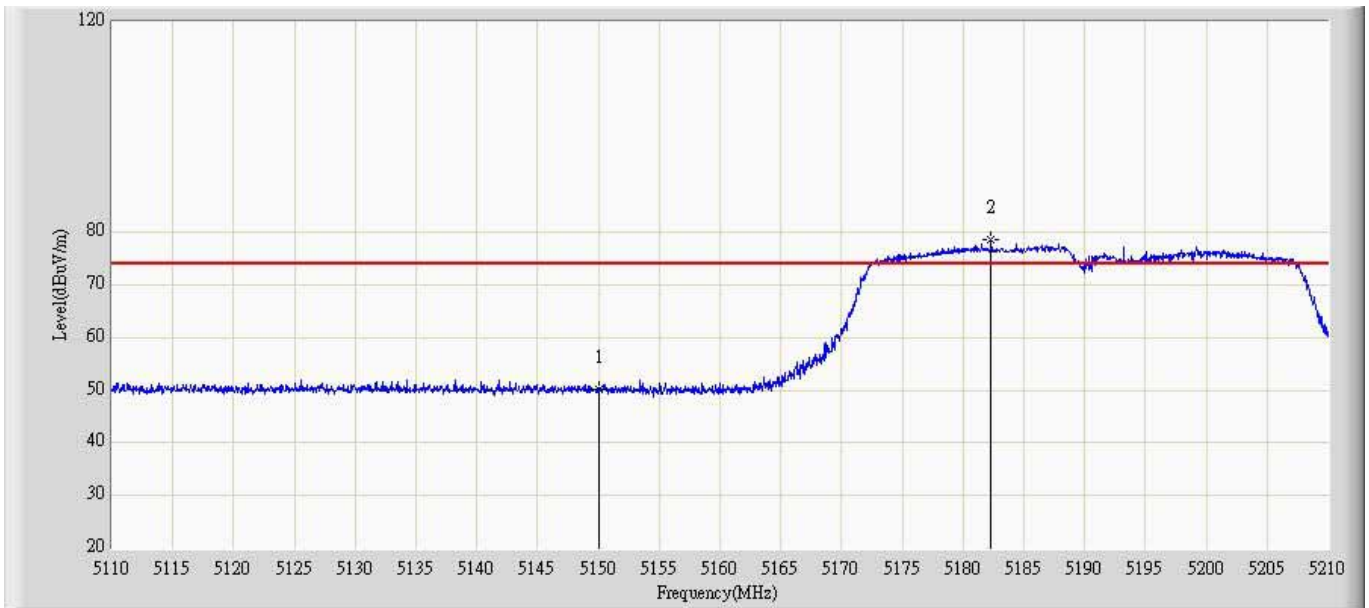
No	Flag	Mark	Frequency (MHz)	Measure Level (dBuV/m)	Reading Level (dBuV)	Over Limit (dB)	Limit (dBuV/m)	Factor	Type
1		*	5698.033	84.784	92.002	N/A	N/A	-7.218	PK
2			5725.000	50.729	57.900	-37.571	88.300	-7.171	PK

Engineer: Brgant	
Site: AC5	Time: 2013/04/15 - 23:33
Limit: FCC_Part15.407_RE(3m)	Margin: 0
Probe: Horn_3117_988(1-18GHz)	Polarity: Horizontal
EUT: WIRELESS-ABGN 3X3 NETWORK MINI PCIE ADAPTER	Power: AC 120V/60Hz
Note: Mode 1: Transmit at channel 5700 MHz by 802.11n20 Chain 0+1	



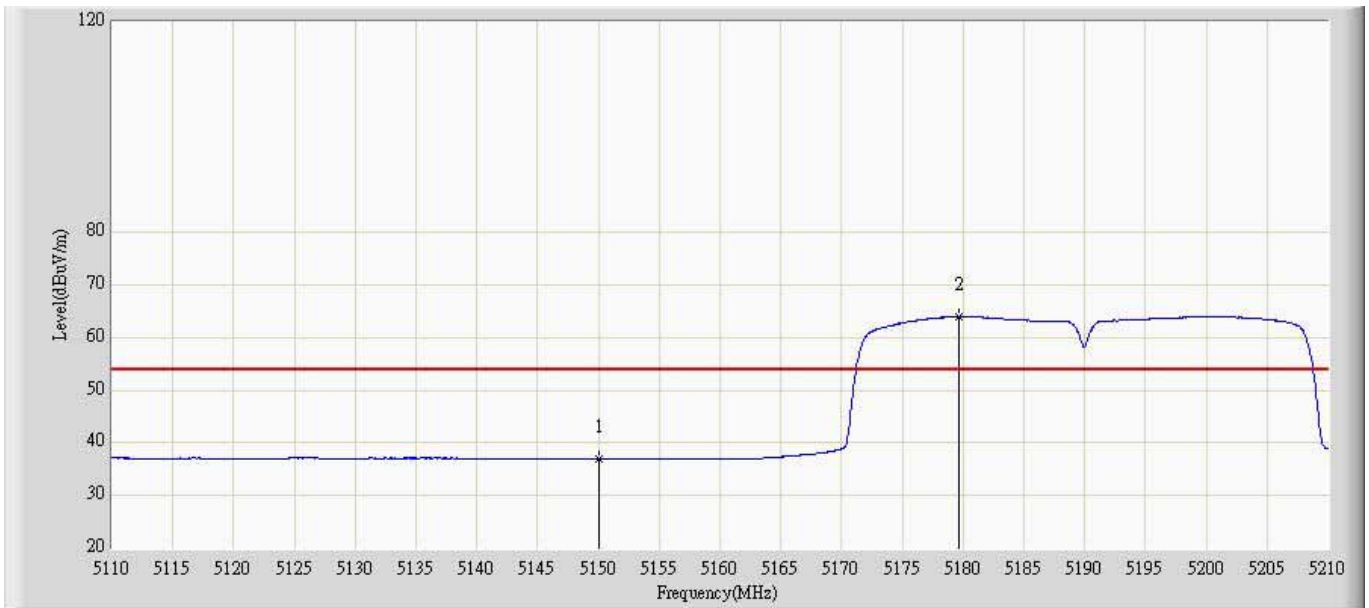
No	Flag	Mark	Frequency (MHz)	Measure Level (dBuV/m)	Reading Level (dBuV)	Over Limit (dB)	Limit (dBuV/m)	Factor	Type
1		*	5698.325	73.612	80.829	N/A	N/A	-7.218	AV
2			5725.000	37.395	44.566	-30.905	68.300	-7.171	AV

Engineer: Brgant	
Site: AC5	Time: 2013/04/15 - 23:34
Limit: FCC_Part15.209_RE(3m)	Margin: 0
Probe: Horn_3117_988(1-18GHz)	Polarity: Vertical
EUT: WIRELESS-ABGN 3X3 NETWORK MINI PCIE ADAPTER	Power: AC 120V/60Hz
Note: Mode 1: Transmit at channel 5190 MHz by 802.11n40 Chain 0+1	



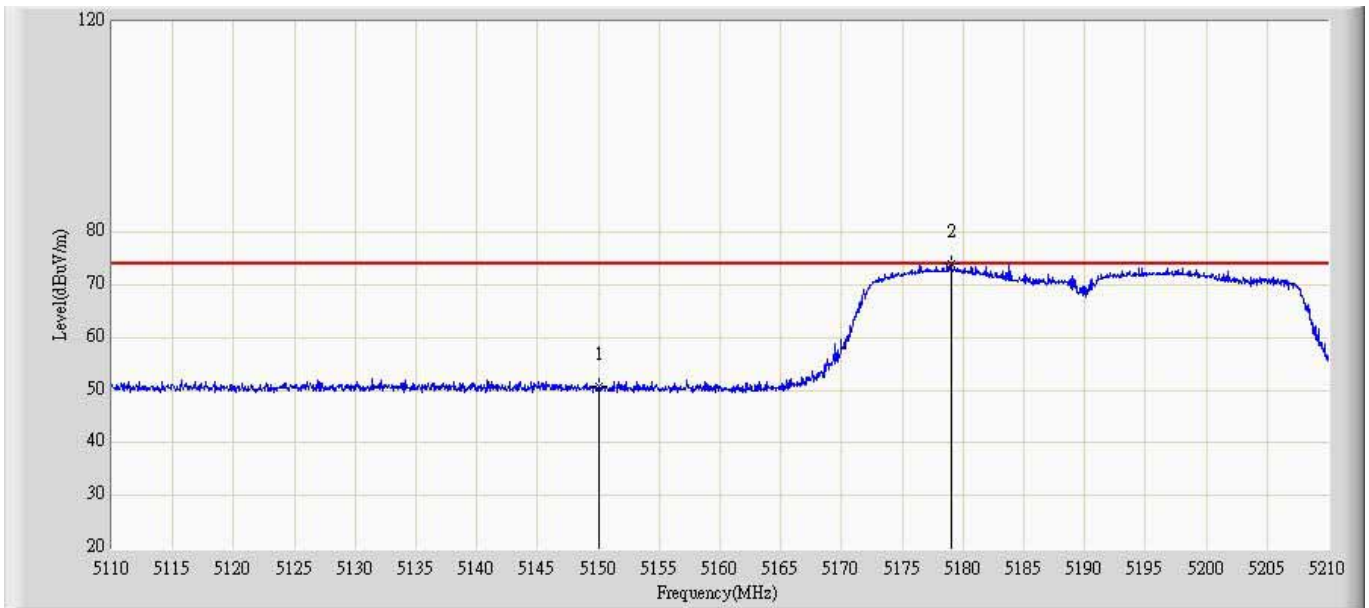
No	Flag	Mark	Frequency (MHz)	Measure Level (dBuV/m)	Reading Level (dBuV)	Over Limit (dB)	Limit (dBuV/m)	Factor	Type
1			5150.000	50.298	58.382	-23.702	74.000	-8.084	PK
2		*	5182.300	78.541	86.560	N/A	N/A	-8.020	PK

Engineer: Brgant	
Site: AC5	Time: 2013/04/15 - 23:38
Limit: FCC_Part15.209_RE(3m)	Margin: 0
Probe: Horn_3117_988(1-18GHz)	Polarity: Vertical
EUT: WIRELESS-ABGN 3X3 NETWORK MINI PCIE ADAPTER	Power: AC 120V/60Hz
Note: Mode 1: Transmit at channel 5190 MHz by 802.11n40 Chain 0+1	



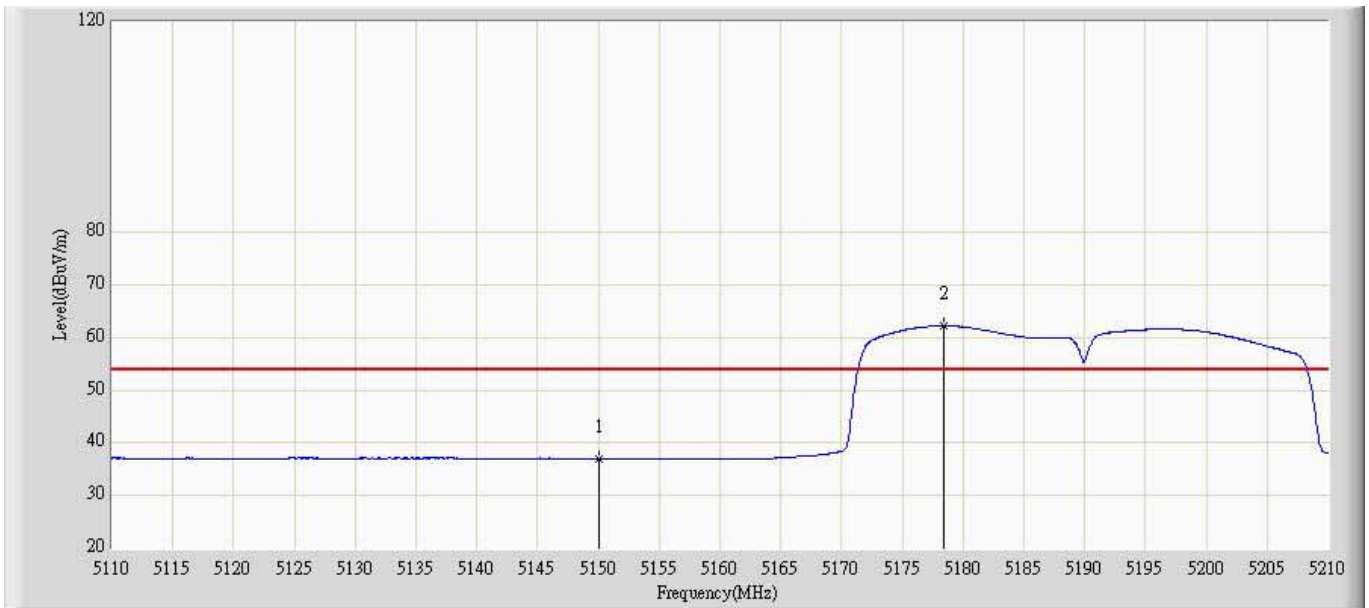
No	Flag	Mark	Frequency (MHz)	Measure Level (dBuV/m)	Reading Level (dBuV)	Over Limit (dB)	Limit (dBuV/m)	Factor	Type
1			5150.000	37.009	45.093	-16.991	54.000	-8.084	AV
2		*	5179.600	63.945	71.968	N/A	N/A	-8.022	AV

Engineer: Brgant	
Site: AC5	Time: 2013/04/15 - 23:58
Limit: FCC_Part15.209_RE(3m)	Margin: 0
Probe: Horn_3117_988(1-18GHz)	Polarity: Horizontal
EUT: WIRELESS-ABGN 3X3 NETWORK MINI PCIE ADAPTER	Power: AC 120V/60Hz
Note: Mode 1: Transmit at channel 5190 MHz by 802.11n40 Chain 0+1	



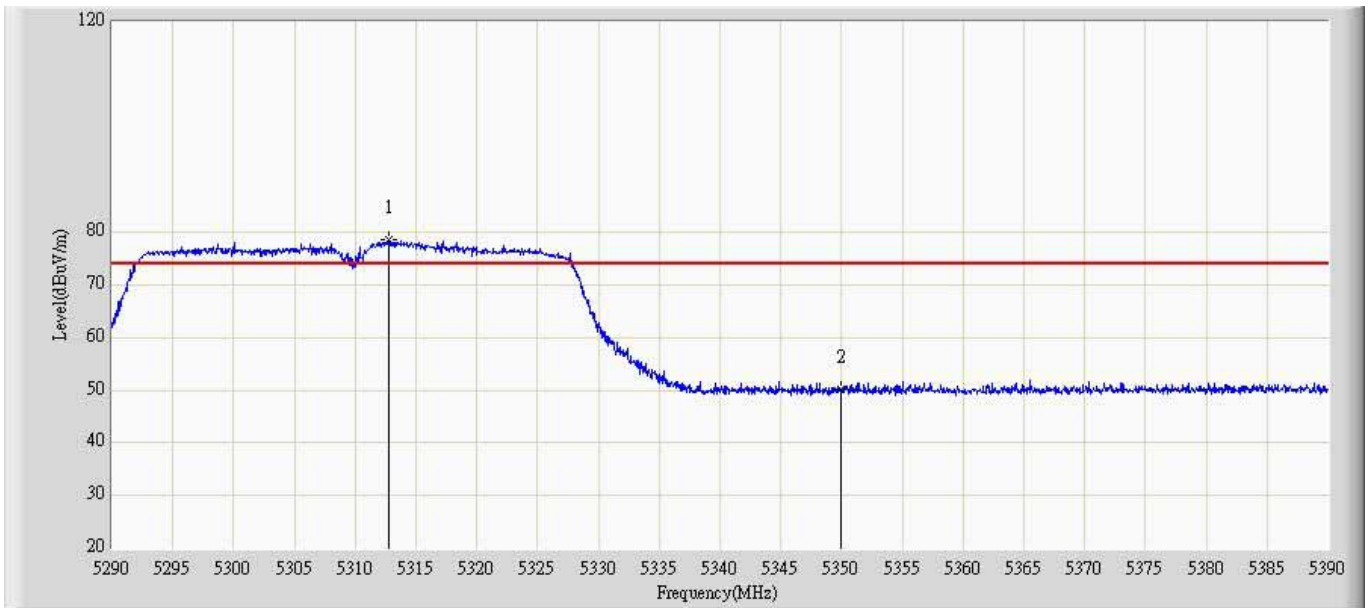
No	Flag	Mark	Frequency (MHz)	Measure Level (dBuV/m)	Reading Level (dBuV)	Over Limit (dB)	Limit (dBuV/m)	Factor	Type
1			5150.000	50.667	58.711	-23.333	74.000	-8.044	PK
2		*	5179.000	73.968	81.905	N/A	N/A	-7.938	PK

Engineer: Brgant	
Site: AC5	Time: 2013/04/16 - 00:00
Limit: FCC_Part15.209_RE(3m)	Margin: 0
Probe: Horn_3117_988(1-18GHz)	Polarity: Horizontal
EUT: WIRELESS-ABGN 3X3 NETWORK MINI PCIE ADAPTER	Power: AC 120V/60Hz
Note: Mode 1: Transmit at channel 5190 MHz by 802.11n40 Chain 0+1	



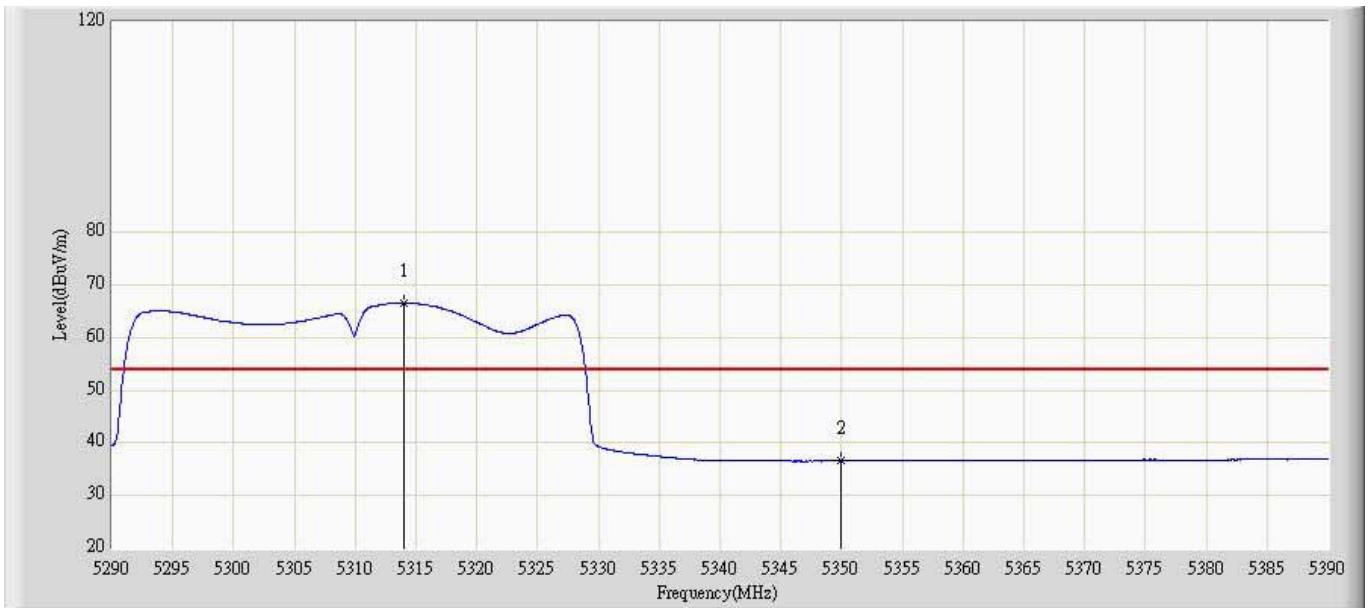
No	Flag	Mark	Frequency (MHz)	Measure Level (dBuV/m)	Reading Level (dBuV)	Over Limit (dB)	Limit (dBuV/m)	Factor	Type
1			5150.000	36.991	45.035	-17.009	54.000	-8.044	AV
2		*	5178.400	62.225	70.164	N/A	N/A	-7.939	AV

Engineer: Brgant	
Site: AC5	Time: 2013/04/16 - 00:02
Limit: FCC_Part15.209_RE(3m)	Margin: 0
Probe: Horn_3117_988(1-18GHz)	Polarity: Vertical
EUT: WIRELESS-ABGN 3X3 NETWORK MINI PCIE ADAPTER	Power: AC 120V/60Hz
Note: Mode 2: Transmit at channel 5310 MHz by 802.11n40 Chain 0+1	



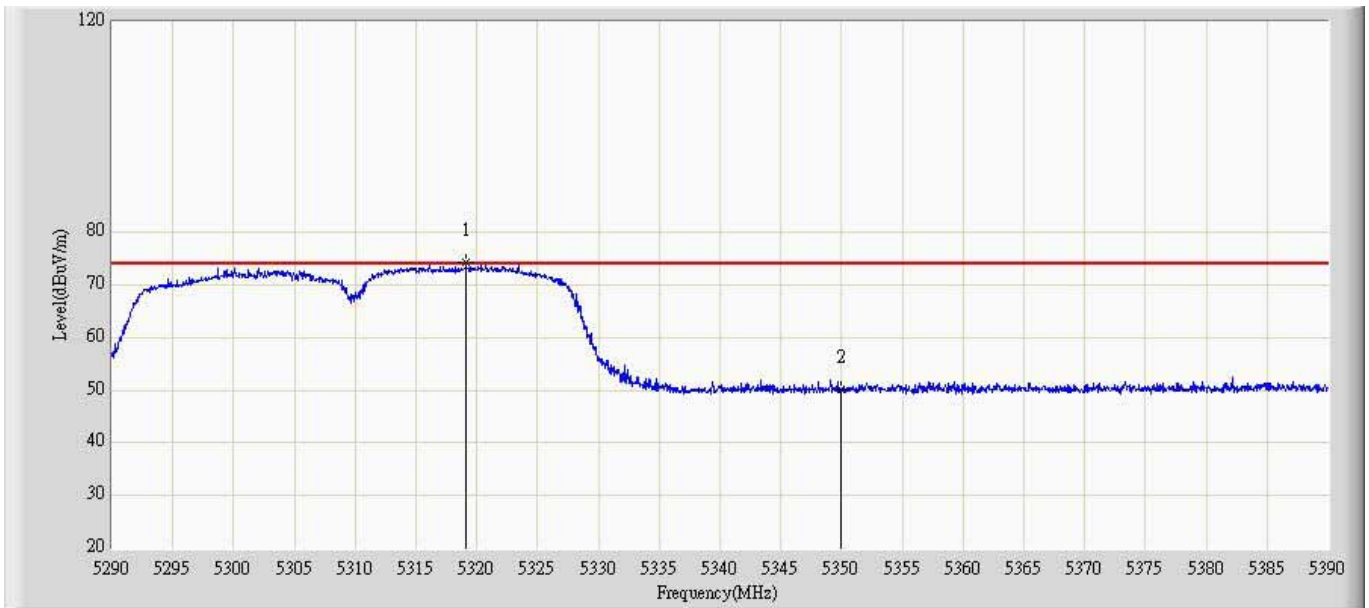
No	Flag	Mark	Frequency (MHz)	Measure Level (dBuV/m)	Reading Level (dBuV)	Over Limit (dB)	Limit (dBuV/m)	Factor	Type
1		*	5312.800	78.673	86.516	N/A	N/A	-7.843	PK
2			5350.000	50.161	57.944	-23.839	74.000	-7.783	PK

Engineer: Brgant	
Site: AC5	Time: 2013/04/16 - 00:04
Limit: FCC_Part15.209_RE(3m)	Margin: 0
Probe: Horn_3117_988(1-18GHz)	Polarity: Vertical
EUT: WIRELESS-ABGN 3X3 NETWORK MINI PCIE ADAPTER	Power: AC 120V/60Hz
Note: Mode 2: Transmit at channel 5310 MHz by 802.11n40 Chain 0+1	



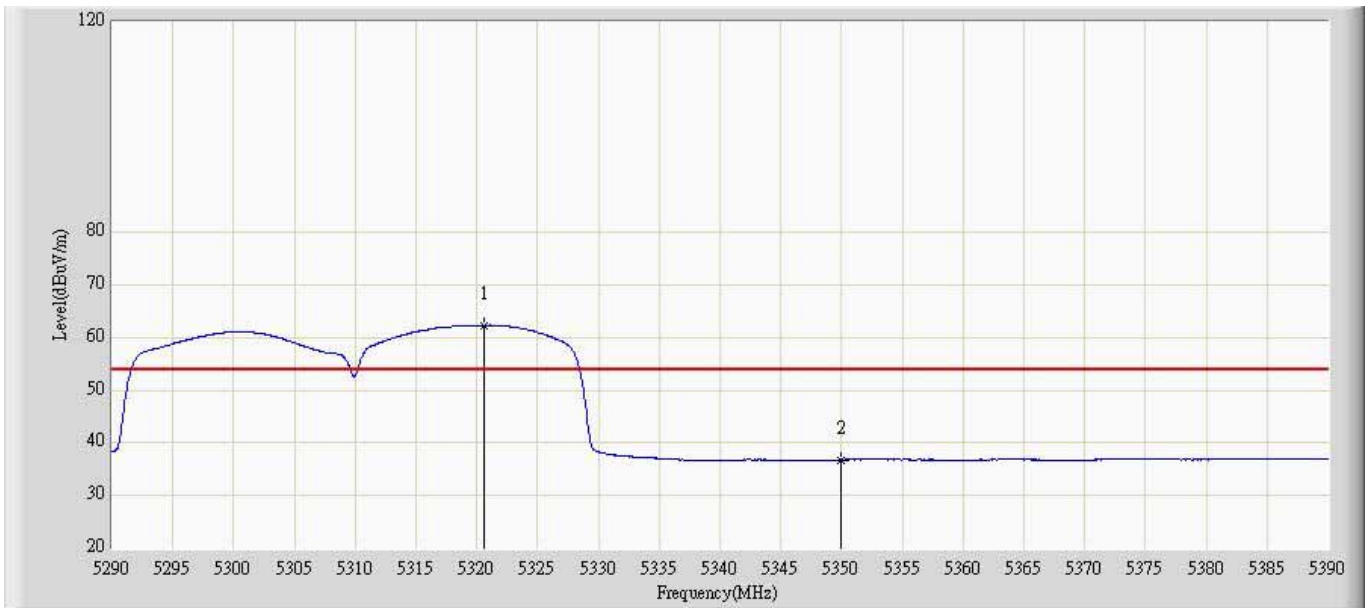
No	Flag	Mark	Frequency (MHz)	Measure Level (dBuV/m)	Reading Level (dBuV)	Over Limit (dB)	Limit (dBuV/m)	Factor	Type
1		*	5314.050	66.581	74.422	N/A	N/A	-7.841	AV
2			5350.000	36.713	44.496	-17.287	54.000	-7.783	AV

Engineer: Brgant	
Site: AC5	Time: 2013/04/16 - 00:05
Limit: FCC_Part15.209_RE(3m)	Margin: 0
Probe: Horn_3117_988(1-18GHz)	Polarity: Horizontal
EUT: WIRELESS-ABGN 3X3 NETWORK MINI PCIE ADAPTER	Power: AC 120V/60Hz
Note: Mode 2: Transmit at channel 5310 MHz by 802.11n40 Chain 0+1	



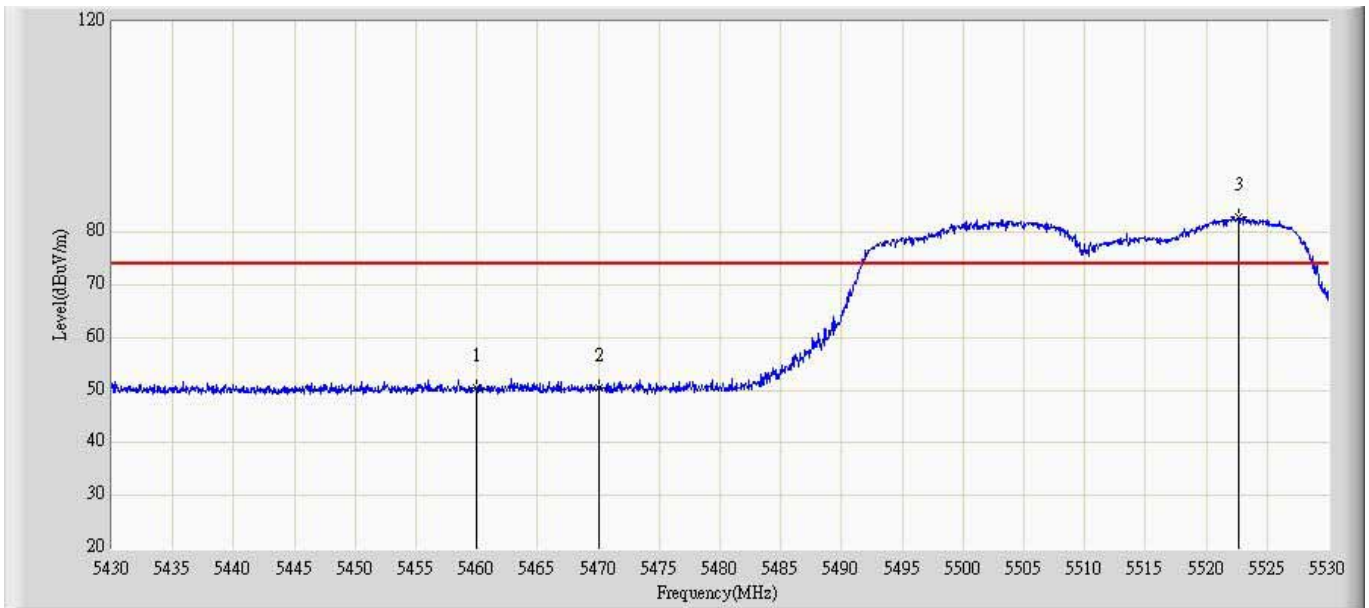
No	Flag	Mark	Frequency (MHz)	Measure Level (dBuV/m)	Reading Level (dBuV)	Over Limit (dB)	Limit (dBuV/m)	Factor	Type
1		*	5319.100	74.281	81.944	N/A	N/A	-7.663	PK
2			5350.000	50.122	57.745	-23.878	74.000	-7.623	PK

Engineer: Brgant	
Site: AC5	Time: 2013/04/16 - 00:07
Limit: FCC_Part15.209_RE(3m)	Margin: 0
Probe: Horn_3117_988(1-18GHz)	Polarity: Horizontal
EUT: WIRELESS-ABGN 3X3 NETWORK MINI PCIE ADAPTER	Power: AC 120V/60Hz
Note: Mode 2: Transmit at channel 5310 MHz by 802.11n40 Chain 0+1	



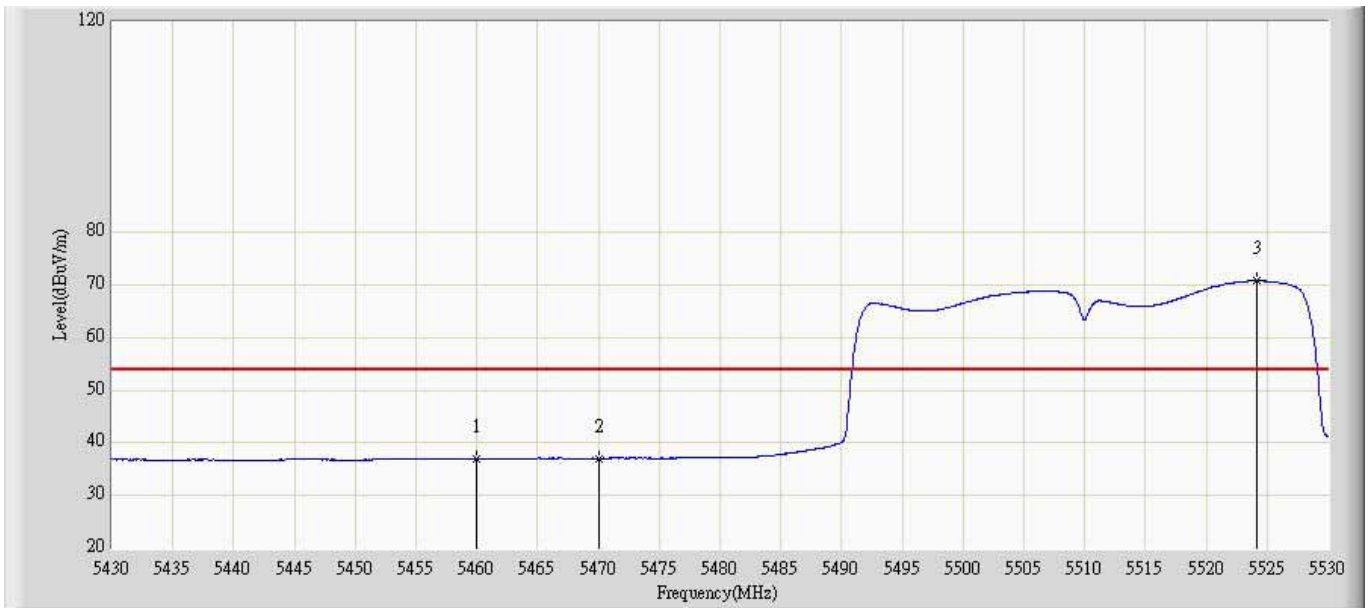
No	Flag	Mark	Frequency (MHz)	Measure Level (dBuV/m)	Reading Level (dBuV)	Over Limit (dB)	Limit (dBuV/m)	Factor	Type
1		*	5320.600	62.326	69.988	N/A	N/A	-7.662	AV
2			5350.000	36.806	44.429	-17.194	54.000	-7.623	AV

Engineer: Brgant	
Site: AC5	Time: 2013/04/16 - 00:08
Limit: FCC_Part15.209_RE(3m)	Margin: 0
Probe: Horn_3117_988(1-18GHz)	Polarity: Vertical
EUT: WIRELESS-ABGN 3X3 NETWORK MINI PCIE ADAPTER	Power: AC 120V/60Hz
Note: Mode 2: Transmit at channel 5510 MHz by 802.11n40 Chain 0+1	



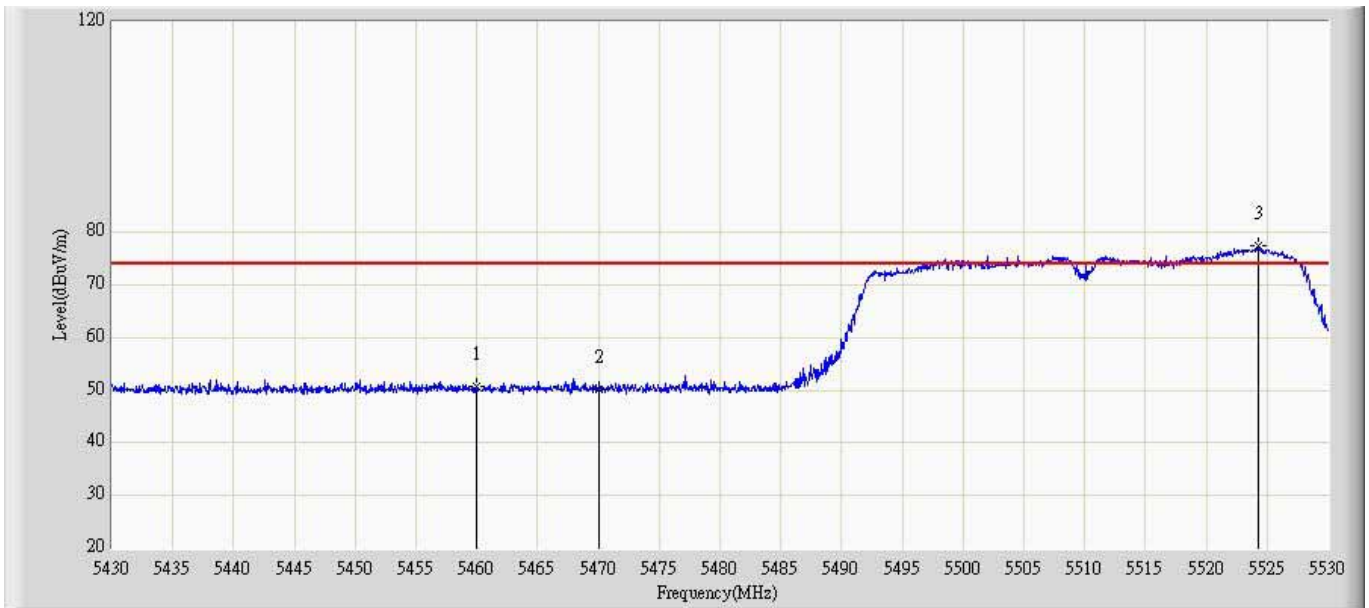
No	Flag	Mark	Frequency (MHz)	Measure Level (dBuV/m)	Reading Level (dBuV)	Over Limit (dB)	Limit (dBuV/m)	Factor	Type
1			5460.000	50.411	58.032	-23.589	74.000	-7.621	PK
2			5470.000	50.532	58.128	-37.768	88.300	-7.596	PK
3		*	5522.650	82.981	90.514	N/A	N/A	-7.533	PK

Engineer: Brgant	
Site: AC5	Time: 2013/04/16 - 00:10
Limit: FCC_Part15.209_RE(3m)	Margin: 0
Probe: Horn_3117_988(1-18GHz)	Polarity: Vertical
EUT: WIRELESS-ABGN 3X3 NETWORK MINI PCIE ADAPTER	Power: AC 120V/60Hz
Note: Mode 2: Transmit at channel 5510 MHz by 802.11n40 Chain 0+1	



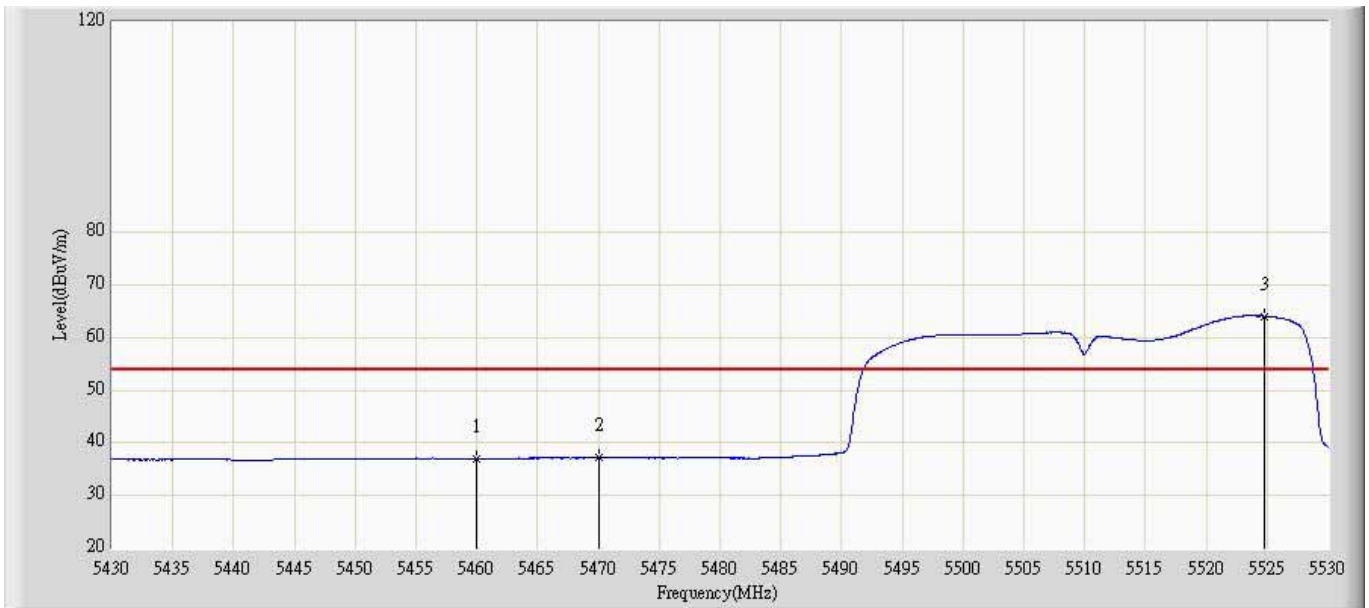
No	Flag	Mark	Frequency (MHz)	Measure Level (dBuV/m)	Reading Level (dBuV)	Over Limit (dB)	Limit (dBuV/m)	Factor	Type
1			5460.000	36.929	44.550	-17.071	54.000	-7.621	AV
2			5470.000	37.088	44.684	-31.212	68.300	-7.596	AV
3		*	5524.100	70.782	78.312	N/A	N/A	-7.530	AV

Engineer: Brgant	
Site: AC5	Time: 2013/04/16 - 00:11
Limit: FCC_Part15.209_RE(3m)	Margin: 0
Probe: Horn_3117_988(1-18GHz)	Polarity: Horizontal
EUT: WIRELESS-ABGN 3X3 NETWORK MINI PCIE ADAPTER	Power: AC 120V/60Hz
Note: Mode 2: Transmit at channel 5510 MHz by 802.11n40 Chain 0+1	



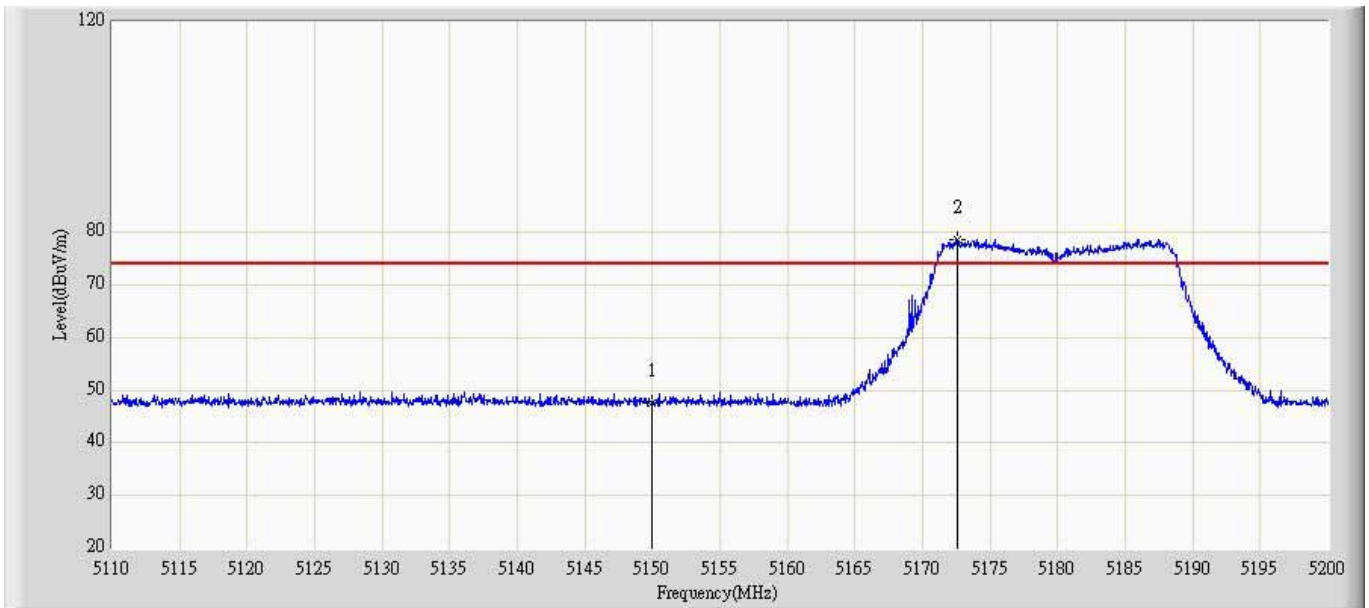
No	Flag	Mark	Frequency (MHz)	Measure Level (dBuV/m)	Reading Level (dBuV)	Over Limit (dB)	Limit (dBuV/m)	Factor	Type
1			5460.000	50.693	58.198	-23.307	74.000	-7.505	PK
2			5470.000	50.060	57.544	-38.240	88.300	-7.484	PK
3		*	5524.300	77.427	84.866	N/A	N/A	-7.439	PK

Engineer: Brgant	
Site: AC5	Time: 2013/04/16 - 00:12
Limit: FCC_Part15.209_RE(3m)	Margin: 0
Probe: Horn_3117_988(1-18GHz)	Polarity: Horizontal
EUT: WIRELESS-ABGN 3X3 NETWORK MINI PCIE ADAPTER	Power: AC 120V/60Hz
Note: Mode 2: Transmit at channel 5510 MHz by 802.11n40 Chain 0+1	



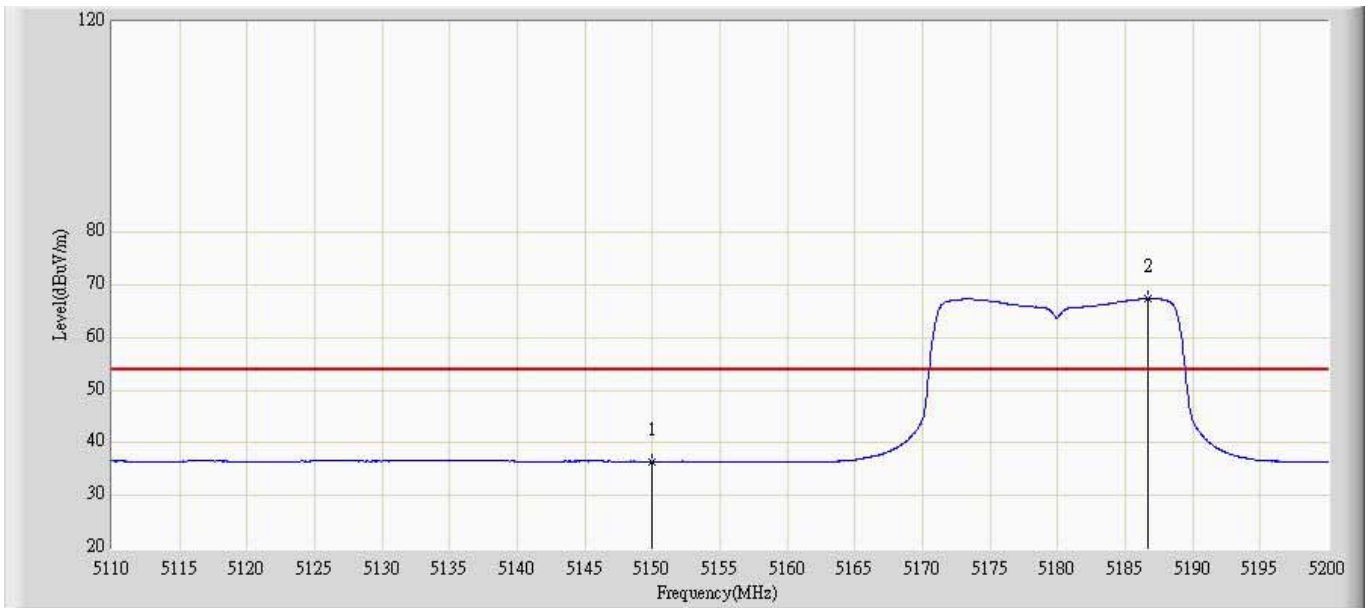
No	Flag	Mark	Frequency (MHz)	Measure Level (dBuV/m)	Reading Level (dBuV)	Over Limit (dB)	Limit (dBuV/m)	Factor	Type
1			5460.000	37.004	44.509	-16.996	54.000	-7.505	AV
2			5470.000	37.123	44.607	-31.177	68.300	-7.484	AV
3		*	5524.800	64.108	71.546	N/A	N/A	-7.438	AV

Engineer: Brgant	
Site: AC5	Time: 2013/04/16 - 09:36
Limit: FCC_Part15.209_RE(3m)	Margin: 0
Probe: Horn_3117_988(1-18GHz)	Polarity: Vertical
EUT: WIRELESS-ABGN 3X3 NETWORK MINI PCIE ADAPTER	Power: AC 120V/60Hz
Note: Mode 2: Transmit at channel 5180 MHz by 802.11n20 Chain 0+1+2	



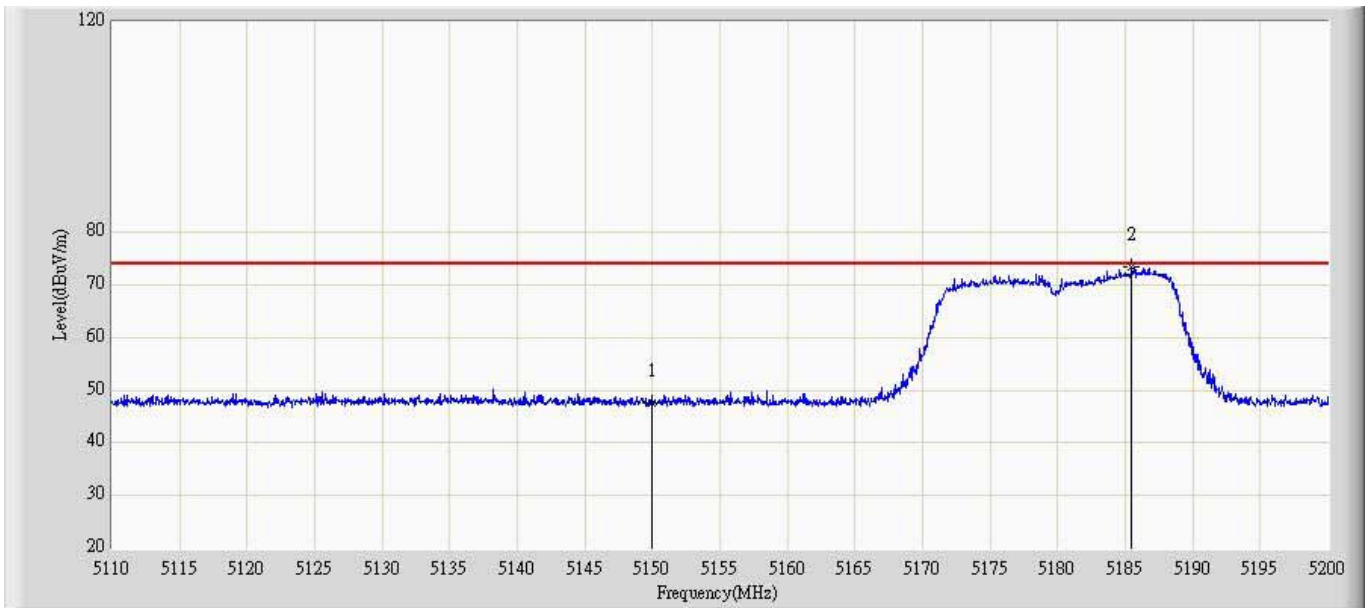
No	Flag	Mark	Frequency (MHz)	Measure Level (dBuV/m)	Reading Level (dBuV)	Over Limit (dB)	Limit (dBuV/m)	Factor	Type
1			5150.000	47.632	55.716	-26.368	74.000	-8.084	PK
2		*	5172.595	78.635	86.666	N/A	N/A	-8.032	PK

Engineer: Brgant	
Site: AC5	Time: 2013/04/16 - 10:07
Limit: FCC_Part15.209_RE(3m)	Margin: 0
Probe: Horn_3117_988(1-18GHz)	Polarity: Vertical
EUT: WIRELESS-ABGN 3X3 NETWORK MINI PCIE ADAPTER	Power: AC 120V/60Hz
Note: Mode 2: Transmit at channel 5180 MHz by 802.11n20 Chain 0+1+2	



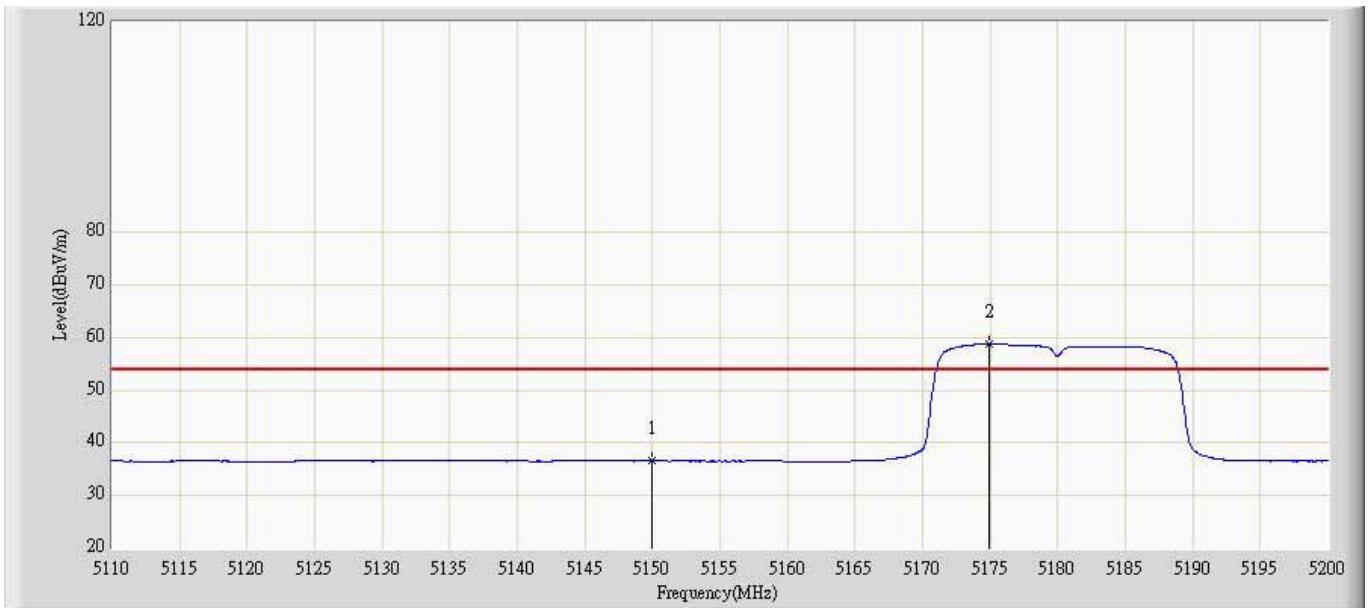
No	Flag	Mark	Frequency (MHz)	Measure Level (dBuV/m)	Reading Level (dBuV)	Over Limit (dB)	Limit (dBuV/m)	Factor	Type
1			5150.000	36.476	44.560	-17.524	54.000	-8.084	AV
2		*	5186.635	67.383	75.392	N/A	N/A	-8.010	AV

Engineer: Brgant	
Site: AC5	Time: 2013/04/16 - 10:09
Limit: FCC_Part15.209_RE(3m)	Margin: 0
Probe: Horn_3117_988(1-18GHz)	Polarity: Horizontal
EUT: WIRELESS-ABGN 3X3 NETWORK MINI PCIE ADAPTER	Power: AC 120V/60Hz
Note: Mode 2: Transmit at channel 5180 MHz by 802.11n20 Chain 0+1+2	



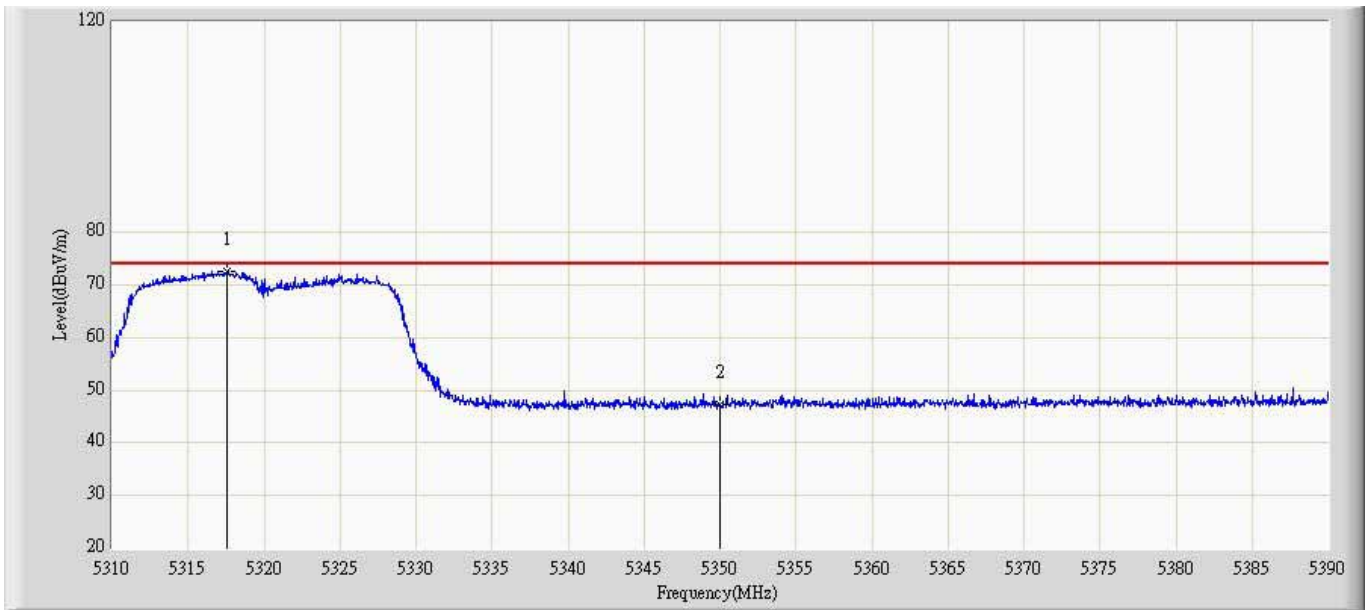
No	Flag	Mark	Frequency (MHz)	Measure Level (dBuV/m)	Reading Level (dBuV)	Over Limit (dB)	Limit (dBuV/m)	Factor	Type
1			5150.000	47.553	55.597	-26.447	74.000	-8.044	PK
2		*	5185.465	73.474	81.389	N/A	N/A	-7.915	PK

Engineer: Brgant	
Site: AC5	Time: 2013/04/16 - 10:10
Limit: FCC_Part15.209_RE(3m)	Margin: 0
Probe: Horn_3117_988(1-18GHz)	Polarity: Horizontal
EUT: WIRELESS-ABGN 3X3 NETWORK MINI PCIE ADAPTER	Power: AC 120V/60Hz
Note: Mode 2: Transmit at channel 5180 MHz by 802.11n20 Chain 0+1+2	



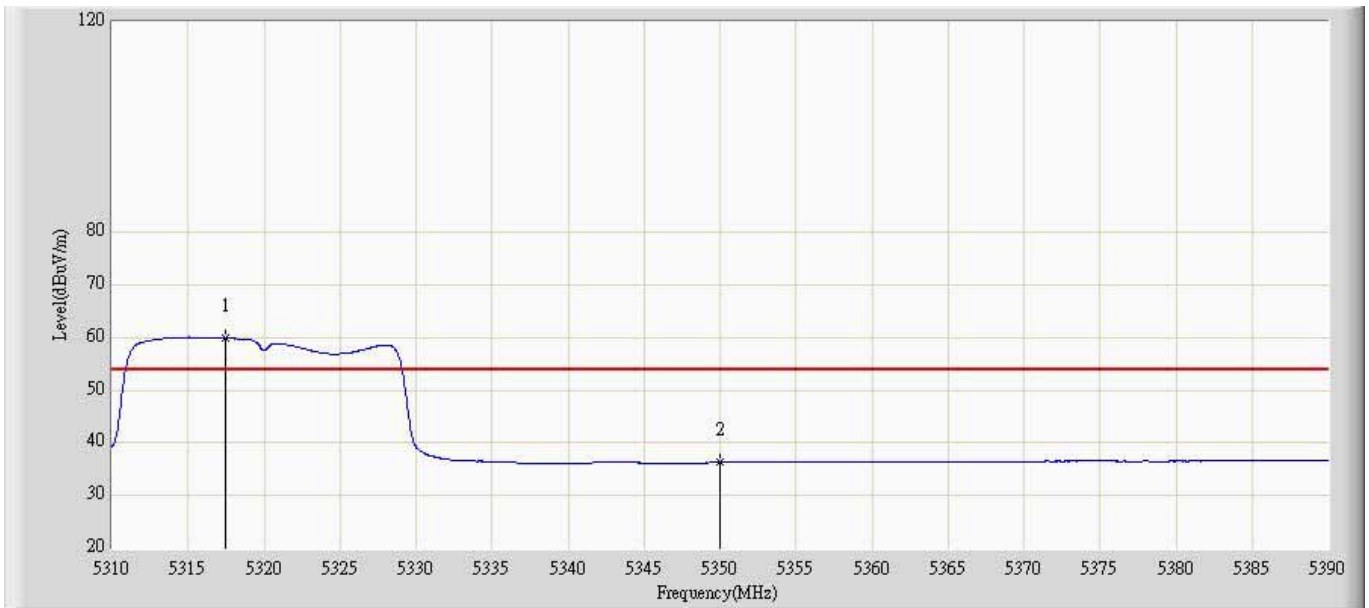
No	Flag	Mark	Frequency (MHz)	Measure Level (dBuV/m)	Reading Level (dBuV)	Over Limit (dB)	Limit (dBuV/m)	Factor	Type
1			5150.000	36.533	44.577	-17.467	54.000	-8.044	AV
2		*	5174.890	58.750	66.699	N/A	N/A	-7.948	AV

Engineer: Brgant	
Site: AC5	Time: 2013/04/16 - 10:10
Limit: FCC_Part15.209_RE(3m)	Margin: 0
Probe: Horn_3117_988(1-18GHz)	Polarity: Vertical
EUT: WIRELESS-ABGN 3X3 NETWORK MINI PCIE ADAPTER	Power: AC 120V/60Hz
Note: Mode 2: Transmit at channel 5320 MHz by 802.11N20 Chain 0+1+2	



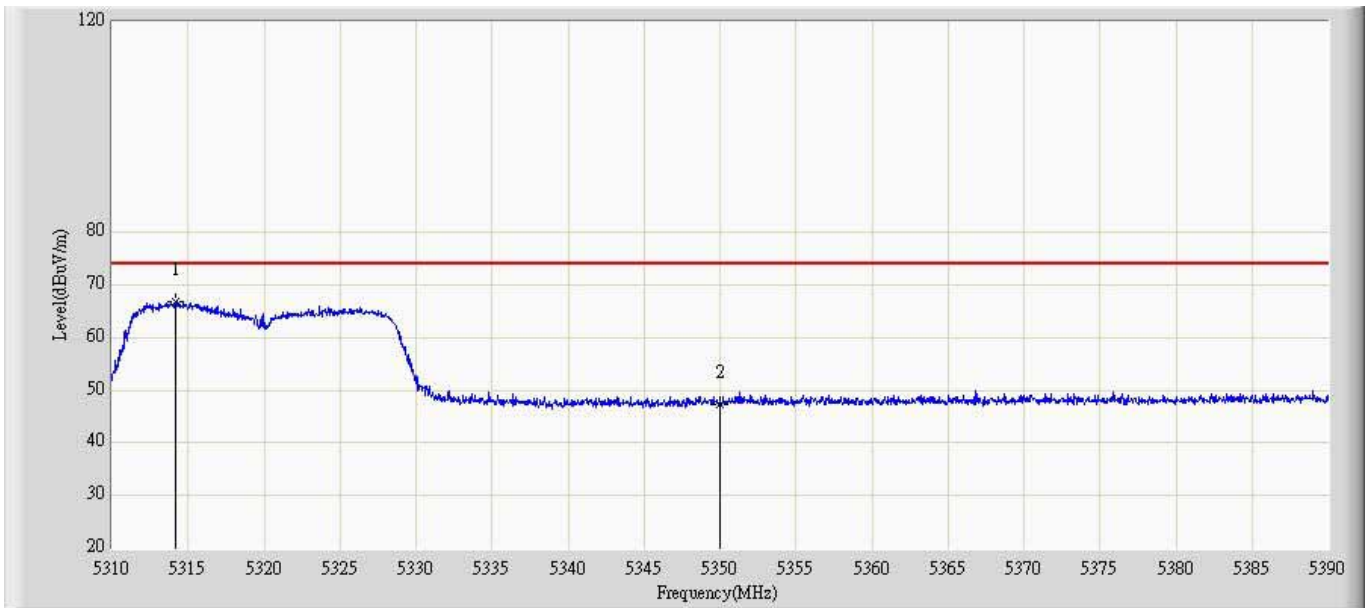
No	Flag	Mark	Frequency (MHz)	Measure Level (dBuV/m)	Reading Level (dBuV)	Over Limit (dB)	Limit (dBuV/m)	Factor	Type
1		*	5317.600	72.705	80.542	N/A	N/A	-7.836	PK
2			5350.000	47.256	55.039	-26.744	74.000	-7.783	PK

Engineer: Brgant	
Site: AC5	Time: 2013/04/16 - 10:12
Limit: FCC_Part15.209_RE(3m)	Margin: 0
Probe: Horn_3117_988(1-18GHz)	Polarity: Vertical
EUT: WIRELESS-ABGN 3X3 NETWORK MINI PCIE ADAPTER	Power: AC 120V/60Hz
Note: Mode 2: Transmit at channel 5320 MHz by 802.11N20 Chain 0+1+2	



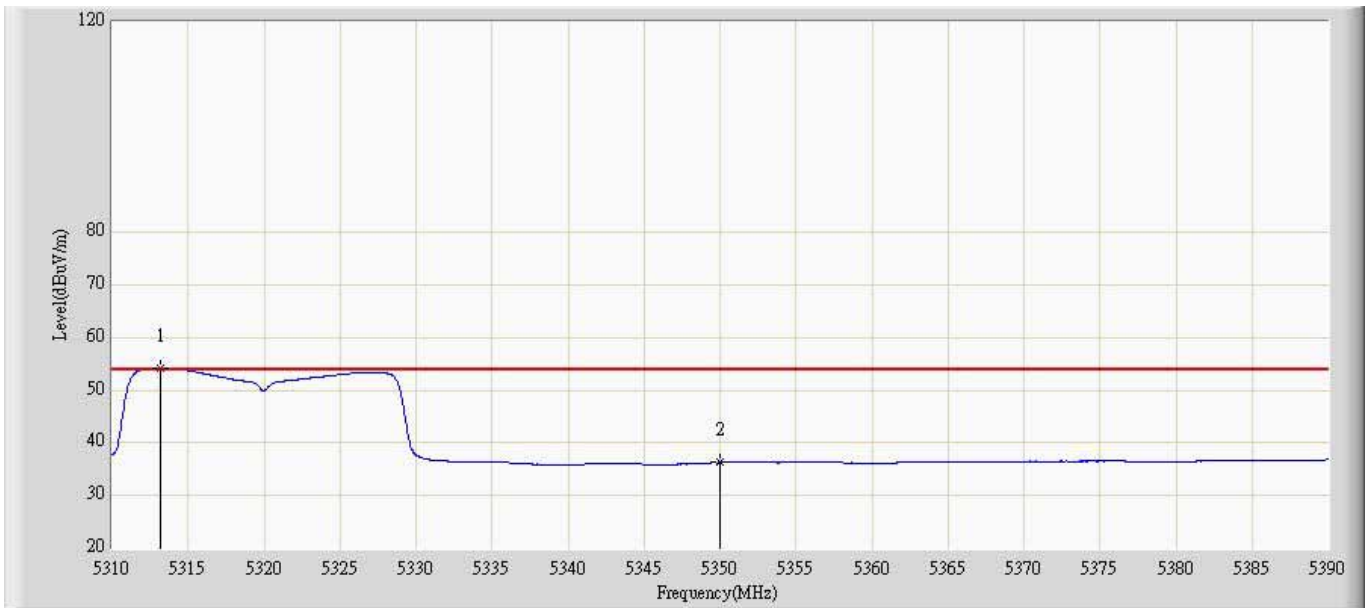
No	Flag	Mark	Frequency (MHz)	Measure Level (dBuV/m)	Reading Level (dBuV)	Over Limit (dB)	Limit (dBuV/m)	Factor	Type
1		*	5317.440	59.937	67.774	N/A	N/A	-7.836	AV
2			5350.000	36.317	44.100	-17.683	54.000	-7.783	AV

Engineer: Brgant	
Site: AC5	Time: 2013/04/16 - 10:13
Limit: FCC_Part15.209_RE(3m)	Margin: 0
Probe: Horn_3117_988(1-18GHz)	Polarity: Horizontal
EUT: WIRELESS-ABGN 3X3 NETWORK MINI PCIE ADAPTER	Power: AC 120V/60Hz
Note: Mode 2: Transmit at channel 5320 MHz by 802.11N20 Chain 0+1+2	



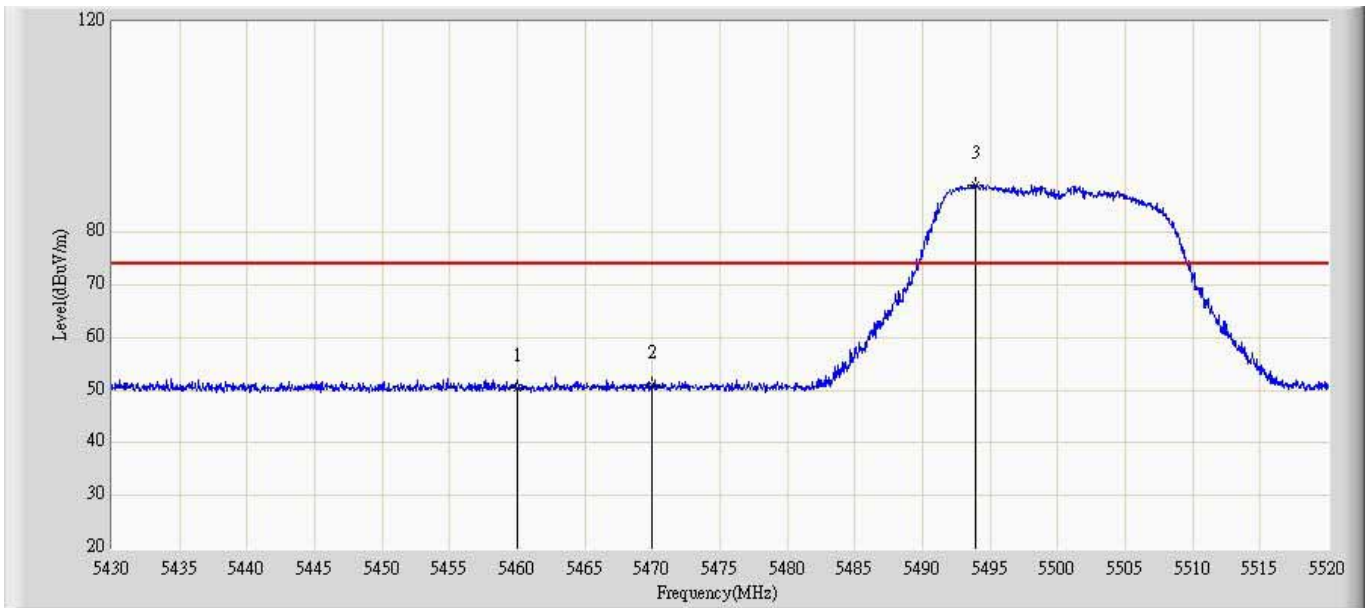
No	Flag	Mark	Frequency (MHz)	Measure Level (dBuV/m)	Reading Level (dBuV)	Over Limit (dB)	Limit (dBuV/m)	Factor	Type
1		*	5314.160	66.786	74.453	N/A	N/A	-7.667	PK
2			5350.000	47.354	54.977	-26.646	74.000	-7.623	PK

Engineer: Brgant	
Site: AC5	Time: 2013/04/16 - 10:15
Limit: FCC_Part15.209_RE(3m)	Margin: 0
Probe: Horn_3117_988(1-18GHz)	Polarity: Horizontal
EUT: WIRELESS-ABGN 3X3 NETWORK MINI PCIE ADAPTER	Power: AC 120V/60Hz
Note: Mode 2: Transmit at channel 5320 MHz by 802.11N20 Chain 0+1+2	



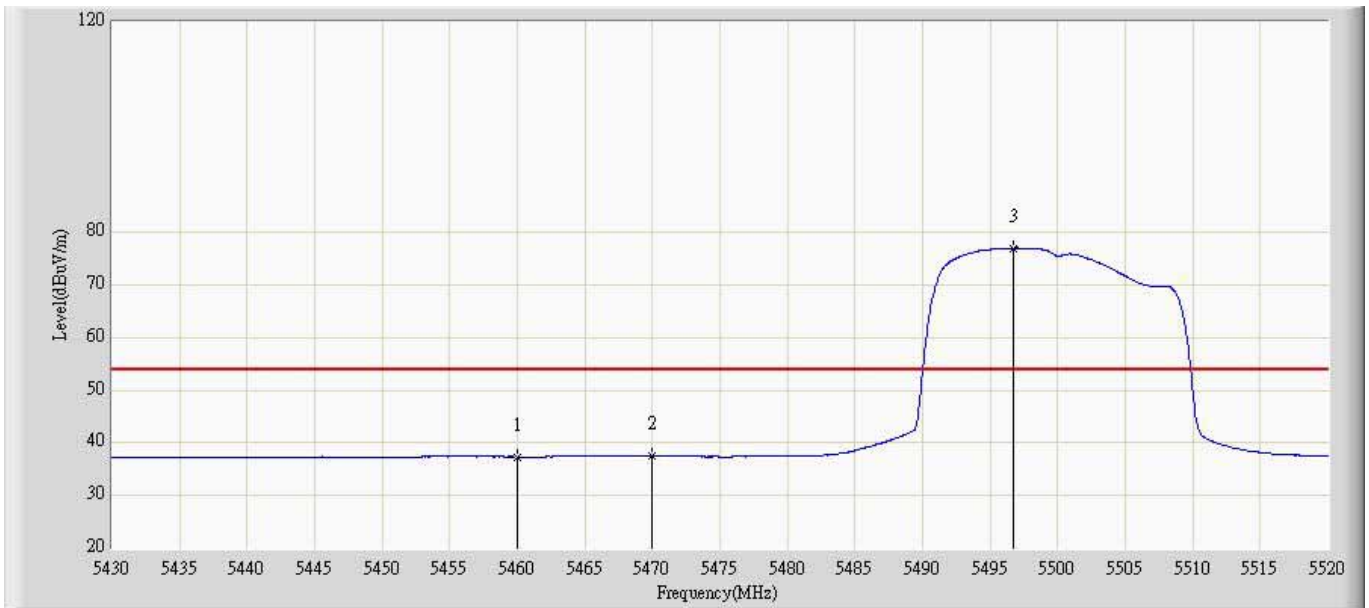
No	Flag	Mark	Frequency (MHz)	Measure Level (dBuV/m)	Reading Level (dBuV)	Over Limit (dB)	Limit (dBuV/m)	Factor	Type
1		*	5313.200	54.242	61.910	N/A	N/A	-7.668	AV
2			5350.000	36.272	43.895	-17.728	54.000	-7.623	AV

Engineer: Brgant	
Site: AC5	Time: 2013/04/16 - 10:16
Limit: FCC_Part15.209_RE(3m)	Margin: 0
Probe: Horn_3117_988(1-18GHz)	Polarity: Vertical
EUT: WIRELESS-ABGN 3X3 NETWORK MINI PCIE ADAPTER	Power: AC 120V/60Hz
Note: Mode 2: Transmit at channel 5500 MHz by 802.11n20 Chain 0+1+2	



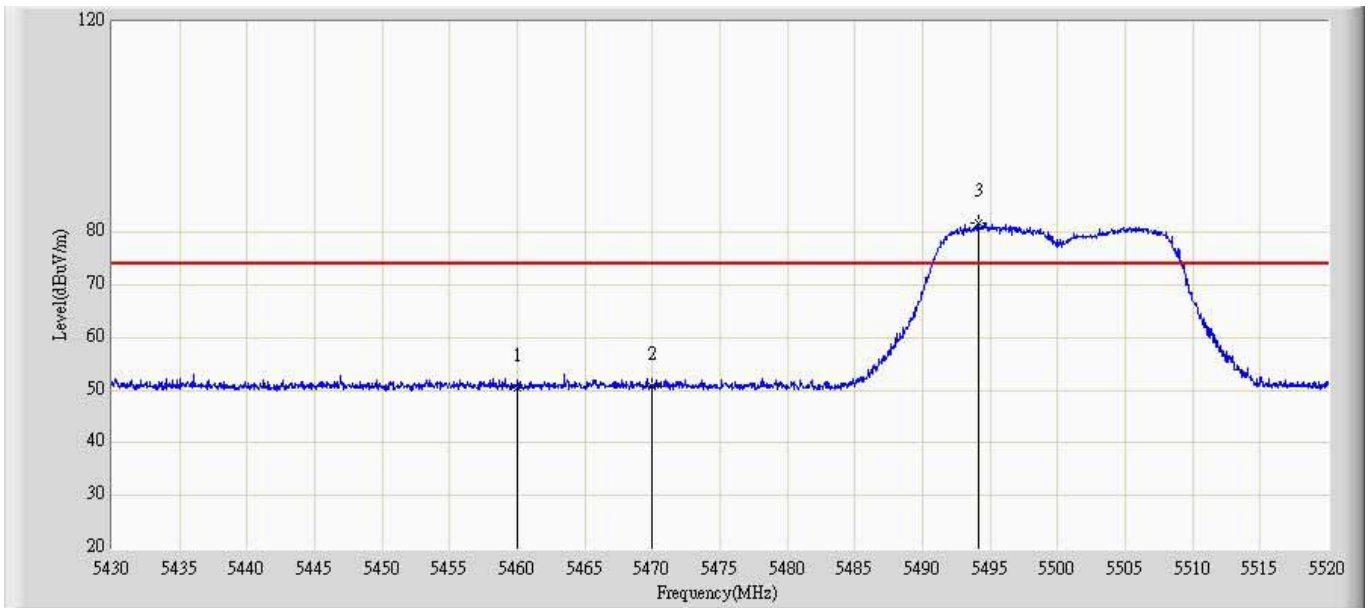
No	Flag	Mark	Frequency (MHz)	Measure Level (dBuV/m)	Reading Level (dBuV)	Over Limit (dB)	Limit (dBuV/m)	Factor	Type
1			5460.000	50.420	58.041	-23.580	74.000	-7.621	PK
2			5470.000	50.938	58.534	-37.362	88.300	-7.596	PK
3		*	5493.945	89.102	96.680	N/A	N/A	-7.578	PK

Engineer: Brgant	
Site: AC5	Time: 2013/04/16 - 10:26
Limit: FCC_Part15.209_RE(3m)	Margin: 0
Probe: Horn_3117_988(1-18GHz)	Polarity: Vertical
EUT: WIRELESS-ABGN 3X3 NETWORK MINI PCIE ADAPTER	Power: AC 120V/60Hz
Note: Mode 2: Transmit at channel 5500 MHz by 802.11n20 Chain 0+1+2	



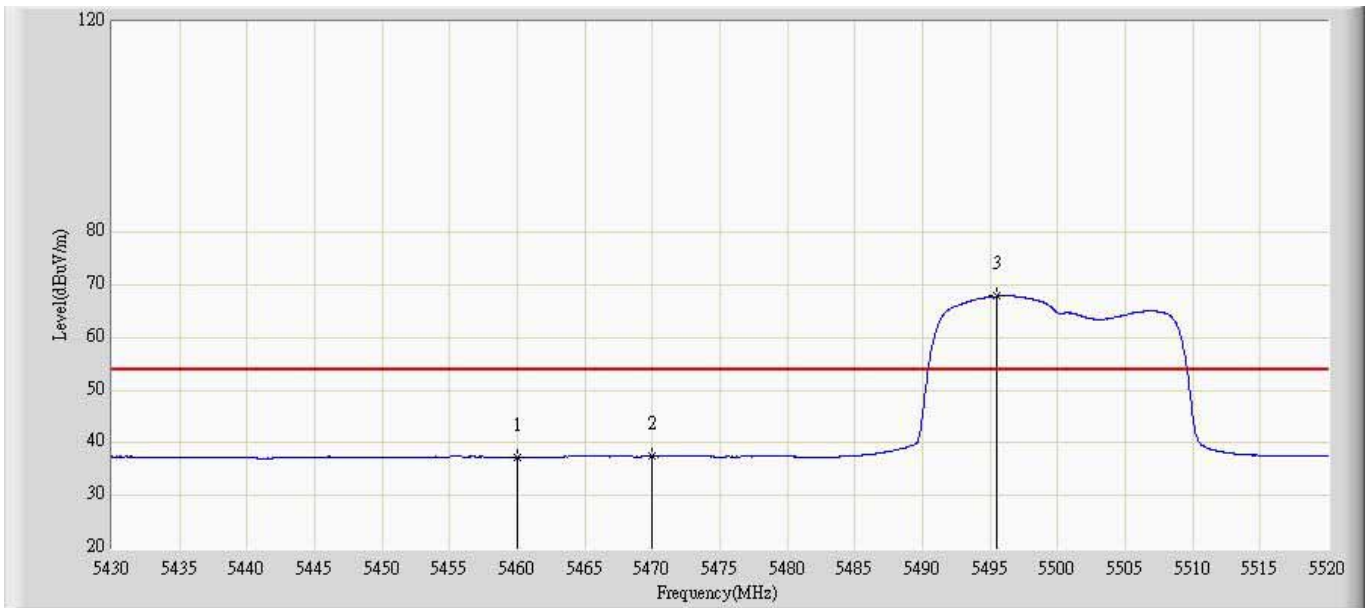
No	Flag	Mark	Frequency (MHz)	Measure Level (dBuV/m)	Reading Level (dBuV)	Over Limit (dB)	Limit (dBuV/m)	Factor	Type
1			5460.000	37.376	44.997	-16.624	54.000	-7.621	AV
2			5470.000	37.464	45.060	-30.836	68.300	-7.596	AV
3		*	5496.735	77.033	84.610	N/A	N/A	-7.577	AV

Engineer: Brgant	
Site: AC5	Time: 2013/04/16 - 10:26
Limit: FCC_Part15.209_RE(3m)	Margin: 0
Probe: Horn_3117_988(1-18GHz)	Polarity: Horizontal
EUT: WIRELESS-ABGN 3X3 NETWORK MINI PCIE ADAPTER	Power: AC 120V/60Hz
Note: Mode 2: Transmit at channel 5500 MHz by 802.11n20 Chain 0+1+2	



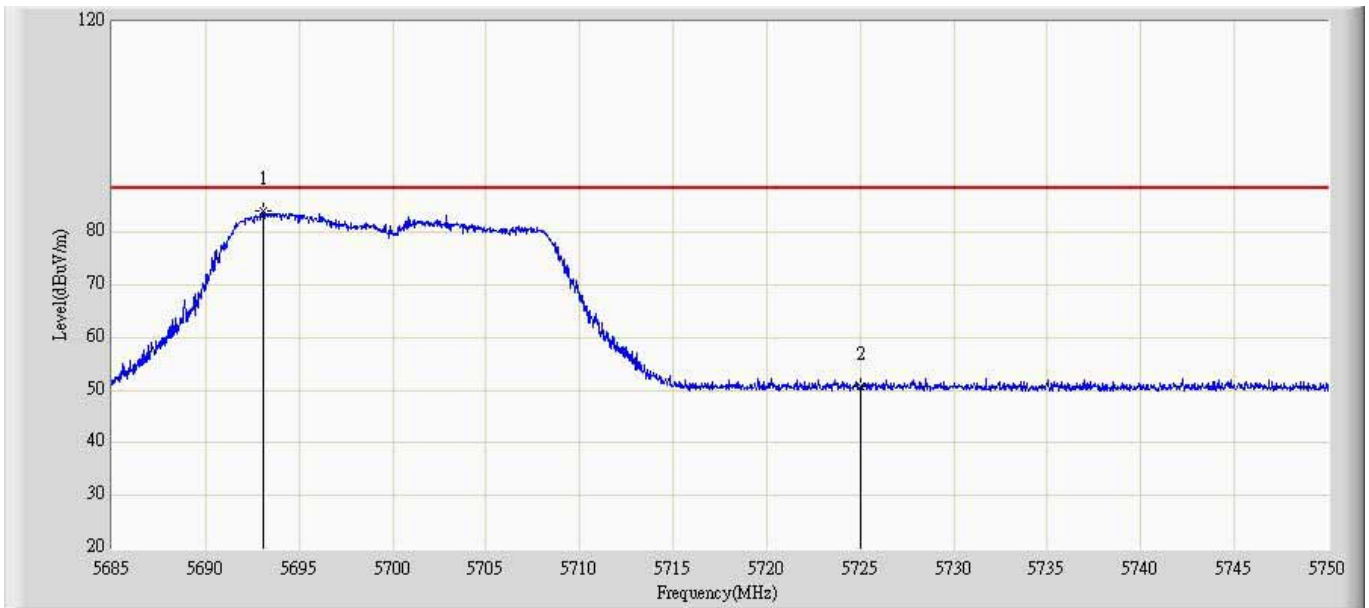
No	Flag	Mark	Frequency (MHz)	Measure Level (dBuV/m)	Reading Level (dBuV)	Over Limit (dB)	Limit (dBuV/m)	Factor	Type
1			5460.000	50.464	57.969	-23.536	74.000	-7.505	PK
2			5470.000	50.645	58.129	-37.655	88.300	-7.484	PK
3		*	5494.125	81.797	89.272	N/A	N/A	-7.475	PK

Engineer: Brgant	
Site: AC5	Time: 2013/04/16 - 10:32
Limit: FCC_Part15.209_RE(3m)	Margin: 0
Probe: Horn_3117_988(1-18GHz)	Polarity: Horizontal
EUT: WIRELESS-ABGN 3X3 NETWORK MINI PCIE ADAPTER	Power: AC 120V/60Hz
Note: Mode 2: Transmit at channel 5500 MHz by 802.11n20 Chain 0+1+2	



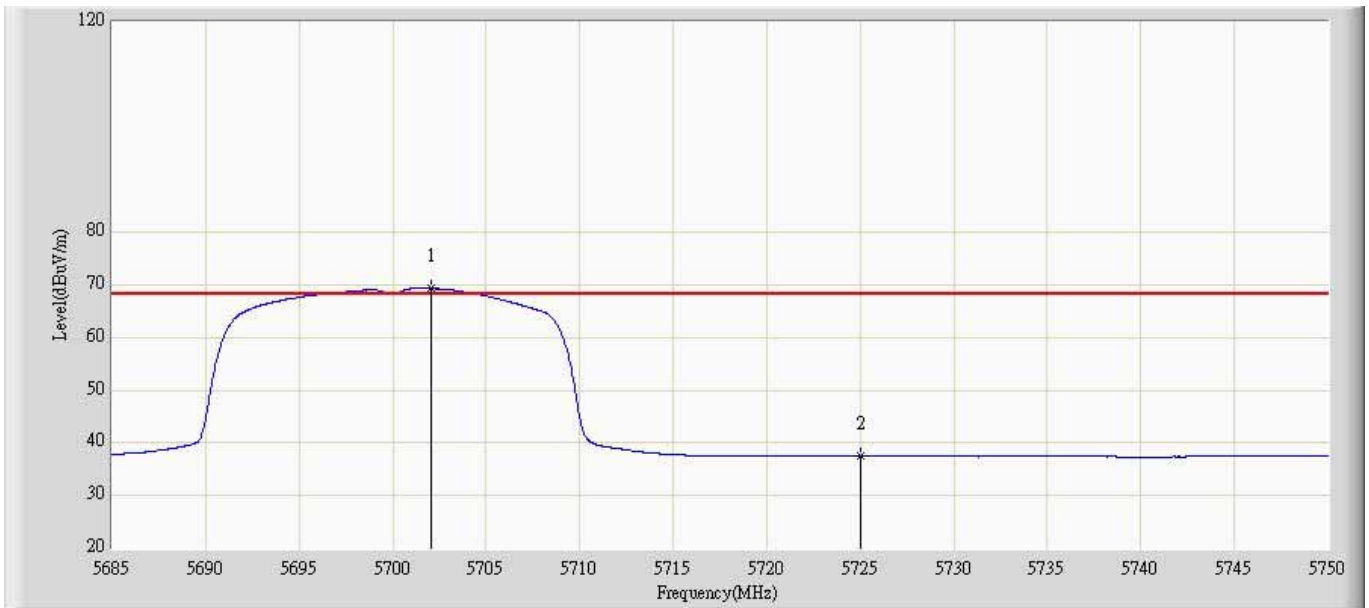
No	Flag	Mark	Frequency (MHz)	Measure Level (dBuV/m)	Reading Level (dBuV)	Over Limit (dB)	Limit (dBuV/m)	Factor	Type
1			5460.000	37.315	44.820	-16.685	54.000	-7.505	AV
2			5470.000	37.428	44.912	-30.872	68.300	-7.484	AV
3		*	5495.475	67.849	75.324	N/A	N/A	-7.476	AV

Engineer: Brgant	
Site: AC5	Time: 2013/04/16 - 10:36
Limit: FCC_Part15.407_RE(3m)	Margin: 0
Probe: Horn_3117_988(1-18GHz)	Polarity: Vertical
EUT: WIRELESS-ABGN 3X3 NETWORK MINI PCIE ADAPTER	Power: AC 120V/60Hz
Note: Mode 2: Transmit at channel 5700 MHz by 802.11n20 Chain 0+1+2	



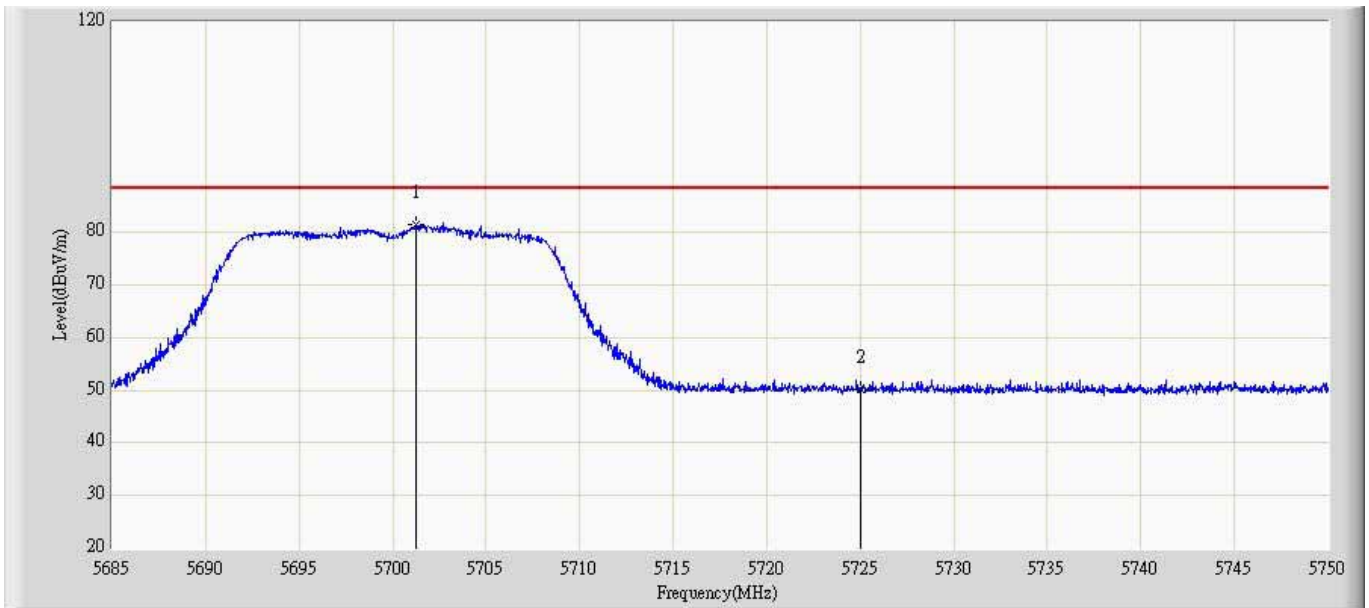
No	Flag	Mark	Frequency (MHz)	Measure Level (dBuV/m)	Reading Level (dBuV)	Over Limit (dB)	Limit (dBuV/m)	Factor	Type
1		*	5693.060	84.061	91.309	N/A	N/A	-7.249	PK
2			5725.000	50.707	57.888	-37.593	88.300	-7.181	PK

Engineer: Brgant	
Site: AC5	Time: 2013/04/16 - 10:39
Limit: FCC_Part15.407_RE(3m)	Margin: 0
Probe: Horn_3117_988(1-18GHz)	Polarity: Vertical
EUT: WIRELESS-ABGN 3X3 NETWORK MINI PCIE ADAPTER	Power: AC 120V/60Hz
Note: Mode 2: Transmit at channel 5700 MHz by 802.11n20 Chain 0+1+2	



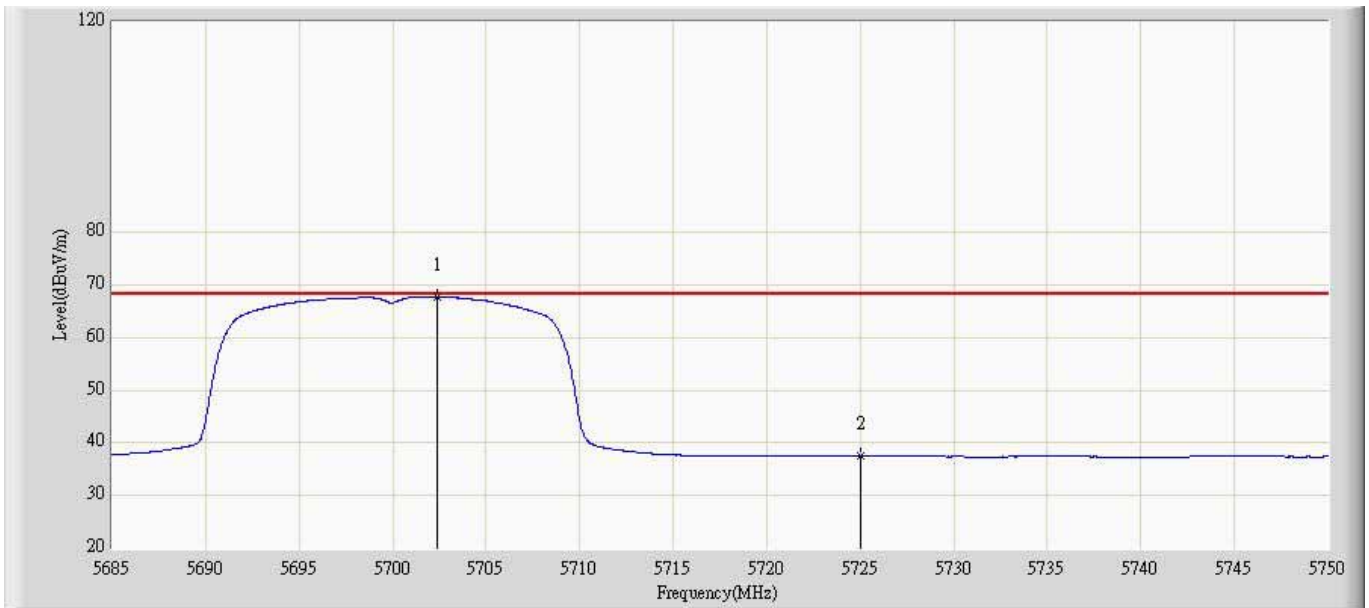
No	Flag	Mark	Frequency (MHz)	Measure Level (dBuV/m)	Reading Level (dBuV)	Over Limit (dB)	Limit (dBuV/m)	Factor	Type
1		*	5702.062	69.350	76.582	N/A	N/A	-7.232	AV
2			5725.000	37.537	44.718	-30.763	68.300	-7.181	AV

Engineer: Brgant	
Site: AC5	Time: 2013/04/16 - 10:40
Limit: FCC_Part15.407_RE(3m)	Margin: 0
Probe: Horn_3117_988(1-18GHz)	Polarity: Horizontal
EUT: WIRELESS-ABGN 3X3 NETWORK MINI PCIE ADAPTER	Power: AC 120V/60Hz
Note: Mode 2: Transmit at channel 5700 MHz by 802.11n20 Chain 0+1+2	



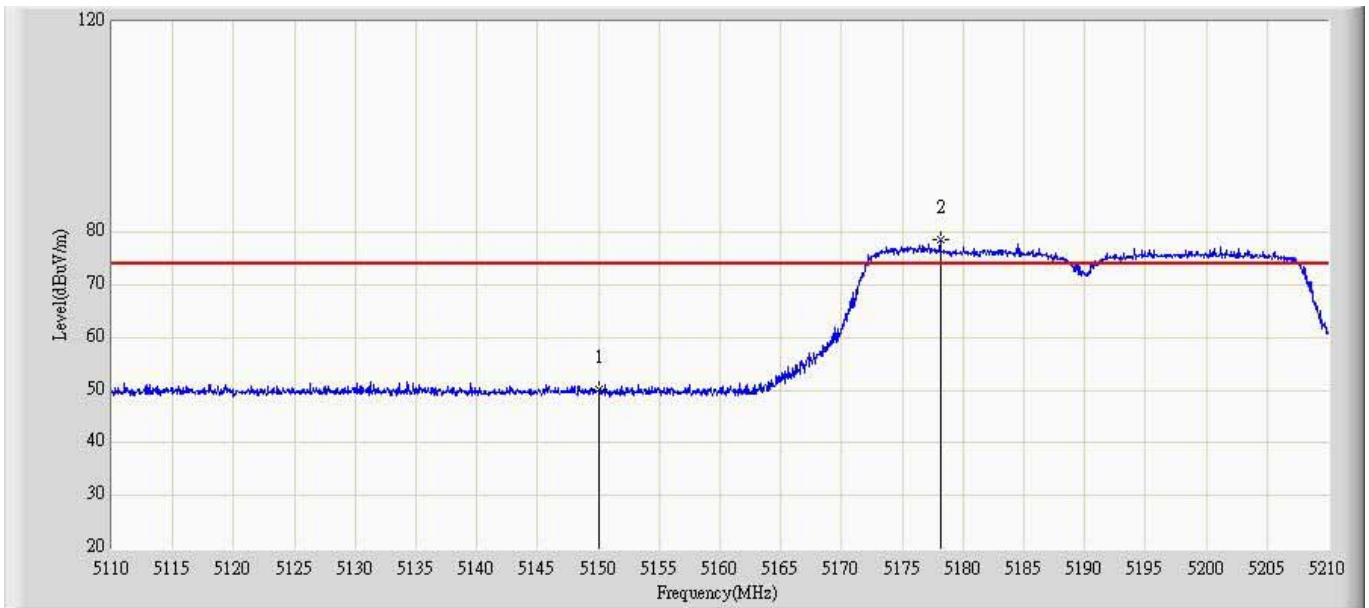
No	Flag	Mark	Frequency (MHz)	Measure Level (dBuV/m)	Reading Level (dBuV)	Over Limit (dB)	Limit (dBuV/m)	Factor	Type
1		*	5701.250	81.414	88.627	N/A	N/A	-7.213	PK
2			5725.000	50.215	57.386	-38.085	88.300	-7.171	PK

Engineer: Brgant	
Site: AC5	Time: 2013/04/16 - 10:42
Limit: FCC_Part15.407_RE(3m)	Margin: 0
Probe: Horn_3117_988(1-18GHz)	Polarity: Horizontal
EUT: WIRELESS-ABGN 3X3 NETWORK MINI PCIE ADAPTER	Power: AC 120V/60Hz
Note: Mode 2: Transmit at channel 5700 MHz by 802.11n20 Chain 0+1+2	



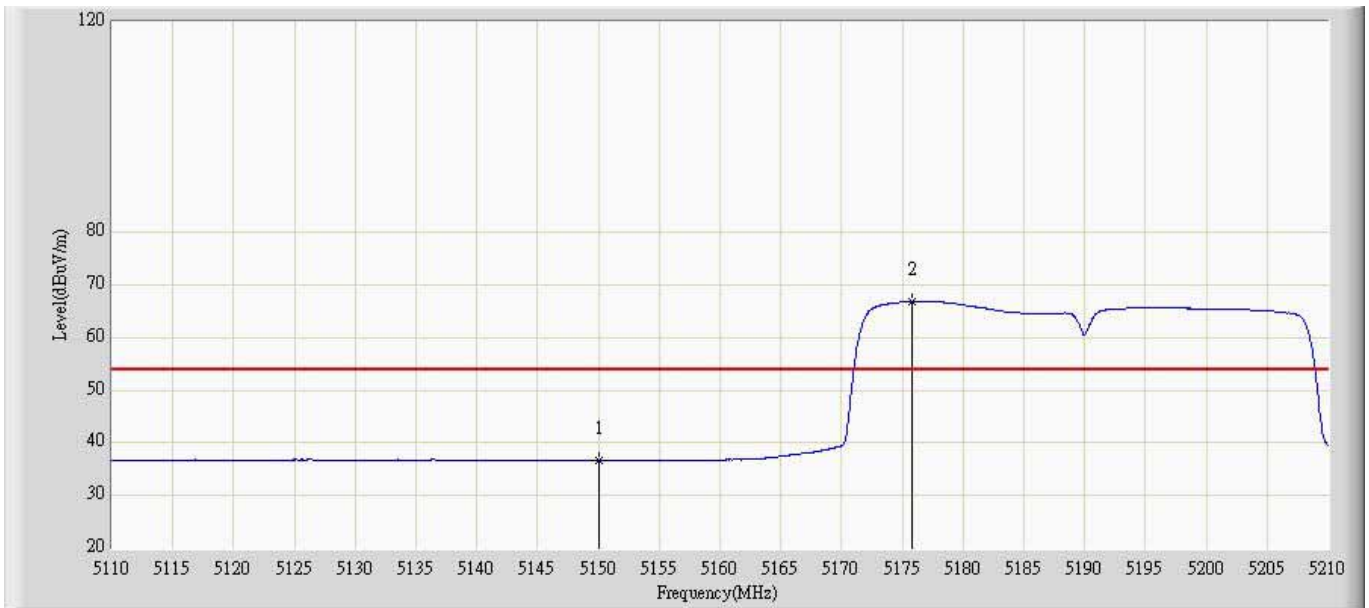
No	Flag	Mark	Frequency (MHz)	Measure Level (dBuV/m)	Reading Level (dBuV)	Over Limit (dB)	Limit (dBuV/m)	Factor	Type
1		*	5702.355	67.781	74.993	N/A	N/A	-7.212	AV
2			5725.000	37.507	44.678	-30.793	68.300	-7.171	AV

Engineer: Brgant	
Site: AC5	Time: 2013/04/16 - 10:50
Limit: FCC_Part15.209_RE(3m)	Margin: 0
Probe: Horn_3117_988(1-18GHz)	Polarity: Vertical
EUT: WIRELESS-ABGN 3X3 NETWORK MINI PCIE ADAPTER	Power: AC 120V/60Hz
Note: Mode 3: Transmit at channel 5190 MHz by 802.11n40 Chain 0+1+2	



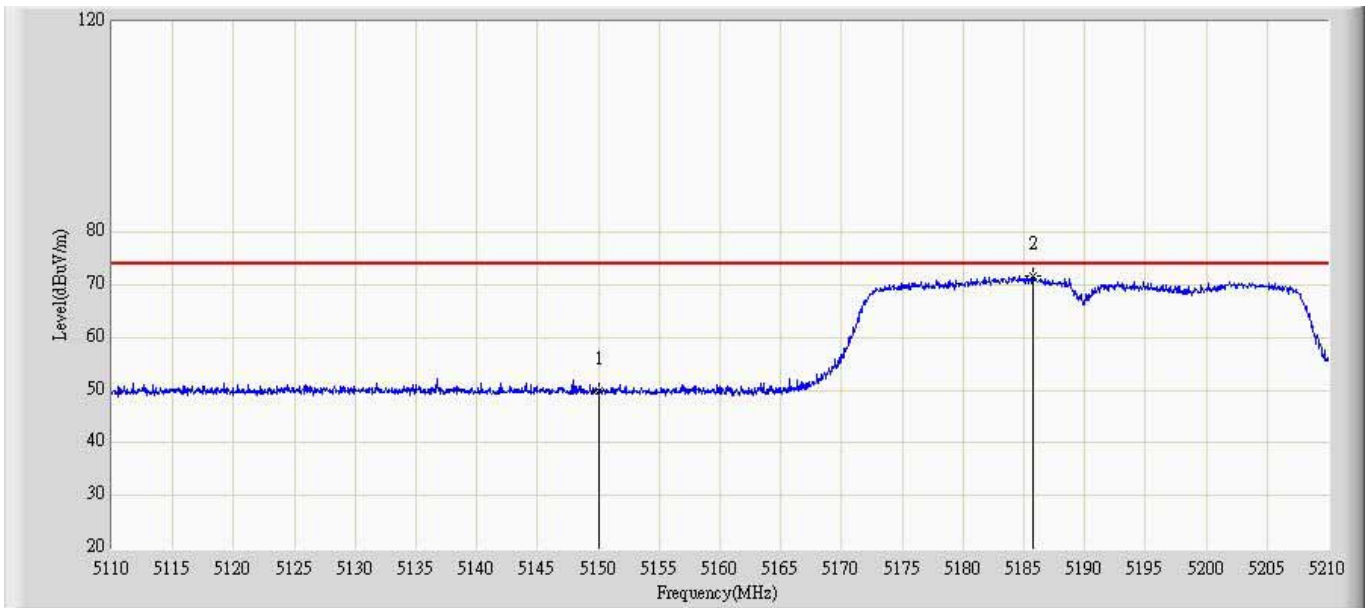
No	Flag	Mark	Frequency (MHz)	Measure Level (dBuV/m)	Reading Level (dBuV)	Over Limit (dB)	Limit (dBuV/m)	Factor	Type
1			5150.000	50.157	58.241	-23.843	74.000	-8.084	PK
2		*	5178.100	78.552	86.577	N/A	N/A	-8.024	PK

Engineer: Brgant	
Site: AC5	Time: 2013/04/16 - 10:54
Limit: FCC_Part15.209_RE(3m)	Margin: 0
Probe: Horn_3117_988(1-18GHz)	Polarity: Vertical
EUT: WIRELESS-ABGN 3X3 NETWORK MINI PCIE ADAPTER	Power: AC 120V/60Hz
Note: Mode 3: Transmit at channel 5190 MHz by 802.11n40 Chain 0+1+2	



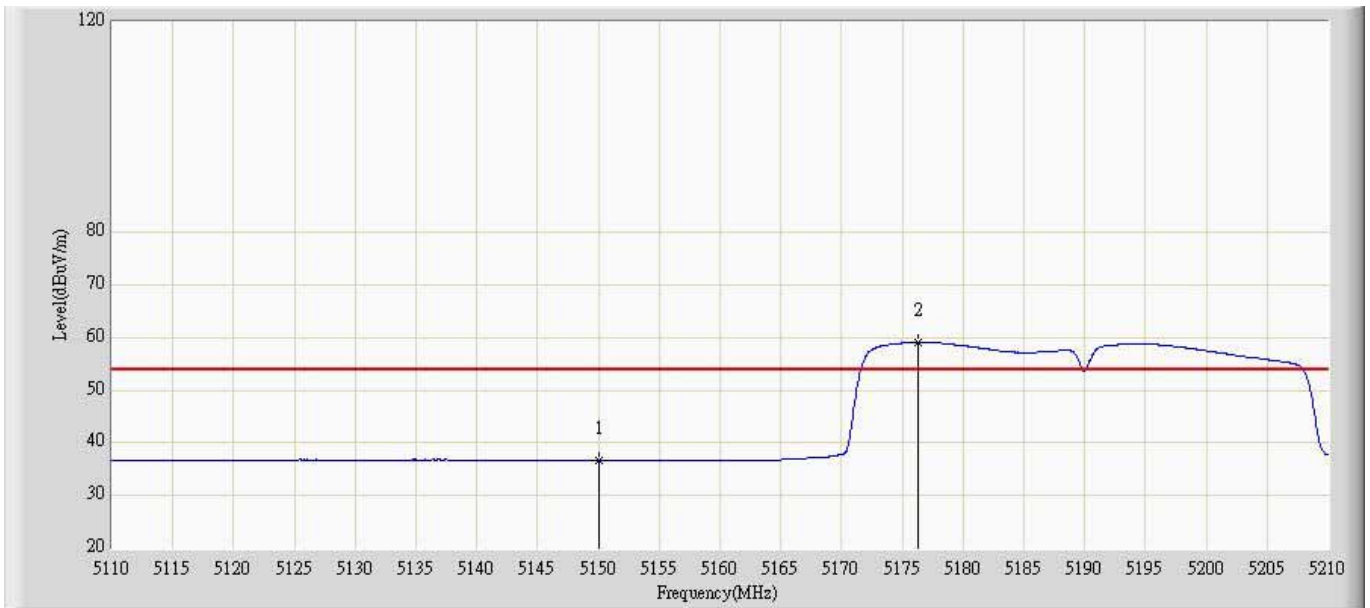
No	Flag	Mark	Frequency (MHz)	Measure Level (dBuV/m)	Reading Level (dBuV)	Over Limit (dB)	Limit (dBuV/m)	Factor	Type
1			5150.000	36.659	44.743	-17.341	54.000	-8.084	AV
2		*	5175.750	66.919	74.946	N/A	N/A	-8.028	AV

Engineer: Brgant	
Site: AC5	Time: 2013/04/16 - 10:54
Limit: FCC_Part15.209_RE(3m)	Margin: 0
Probe: Horn_3117_988(1-18GHz)	Polarity: Horizontal
EUT: WIRELESS-ABGN 3X3 NETWORK MINI PCIE ADAPTER	Power: AC 120V/60Hz
Note: Mode 3: Transmit at channel 5190 MHz by 802.11n40 Chain 0+1+2	



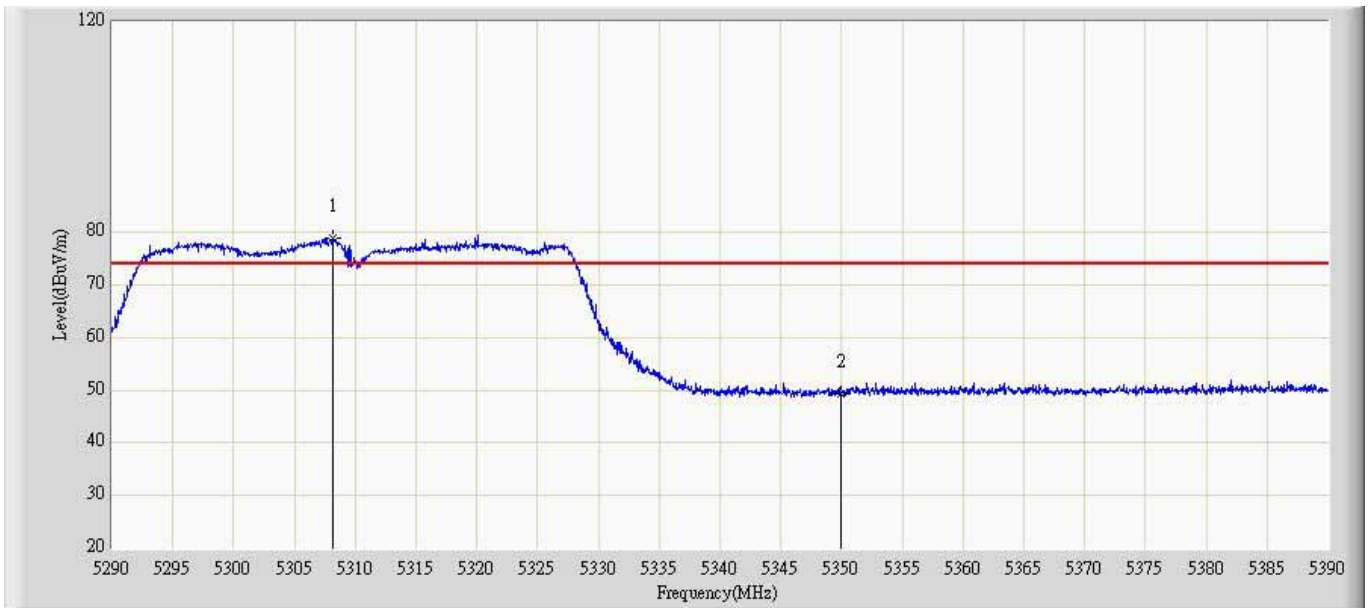
No	Flag	Mark	Frequency (MHz)	Measure Level (dBuV/m)	Reading Level (dBuV)	Over Limit (dB)	Limit (dBuV/m)	Factor	Type
1			5150.000	49.767	57.811	-24.233	74.000	-8.044	PK
2		*	5185.700	71.732	79.646	N/A	N/A	-7.915	PK

Engineer: Brgant	
Site: AC5	Time: 2013/04/16 - 11:00
Limit: FCC_Part15.209_RE(3m)	Margin: 0
Probe: Horn_3117_988(1-18GHz)	Polarity: Horizontal
EUT: WIRELESS-ABGN 3X3 NETWORK MINI PCIE ADAPTER	Power: AC 120V/60Hz
Note: Mode 3: Transmit at channel 5190 MHz by 802.11n40 Chain 0+1+2	



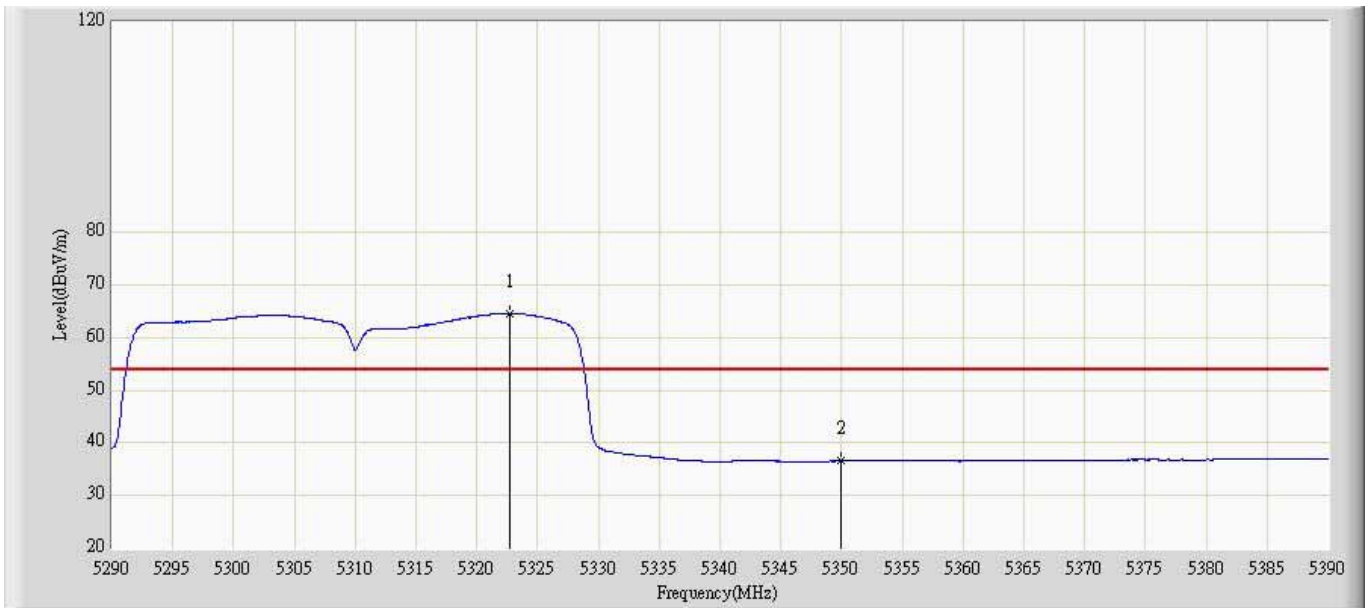
No	Flag	Mark	Frequency (MHz)	Measure Level (dBuV/m)	Reading Level (dBuV)	Over Limit (dB)	Limit (dBuV/m)	Factor	Type
1			5150.000	36.694	44.738	-17.306	54.000	-8.044	AV
2		*	5176.350	59.082	67.027	N/A	N/A	-7.944	AV

Engineer: Brgant	
Site: AC5	Time: 2013/04/16 - 11:01
Limit: FCC_Part15.209_RE(3m)	Margin: 0
Probe: Horn_3117_988(1-18GHz)	Polarity: Vertical
EUT: WIRELESS-ABGN 3X3 NETWORK MINI PCIE ADAPTER	Power: AC 120V/60Hz
Note: Mode 3: Transmit at channel 5310 MHz by 802.11n40 Chain 0+1+2	



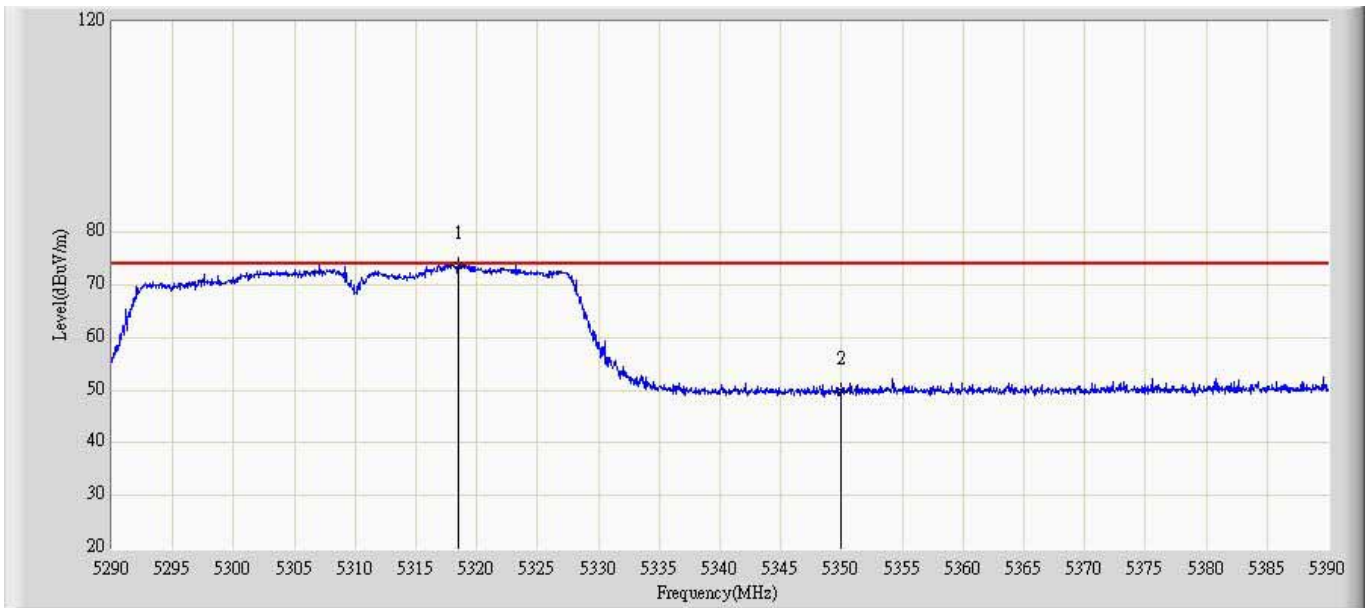
No	Flag	Mark	Frequency (MHz)	Measure Level (dBuV/m)	Reading Level (dBuV)	Over Limit (dB)	Limit (dBuV/m)	Factor	Type
1		*	5308.100	79.049	86.898	N/A	N/A	-7.850	PK
2			5350.000	49.362	57.145	-24.638	74.000	-7.783	PK

Engineer: Brgant	
Site: AC5	Time: 2013/04/16 - 11:06
Limit: FCC_Part15.209_RE(3m)	Margin: 0
Probe: Horn_3117_988(1-18GHz)	Polarity: Vertical
EUT: WIRELESS-ABGN 3X3 NETWORK MINI PCIE ADAPTER	Power: AC 120V/60Hz
Note: Mode 3: Transmit at channel 5310 MHz by 802.11n40 Chain 0+1+2	



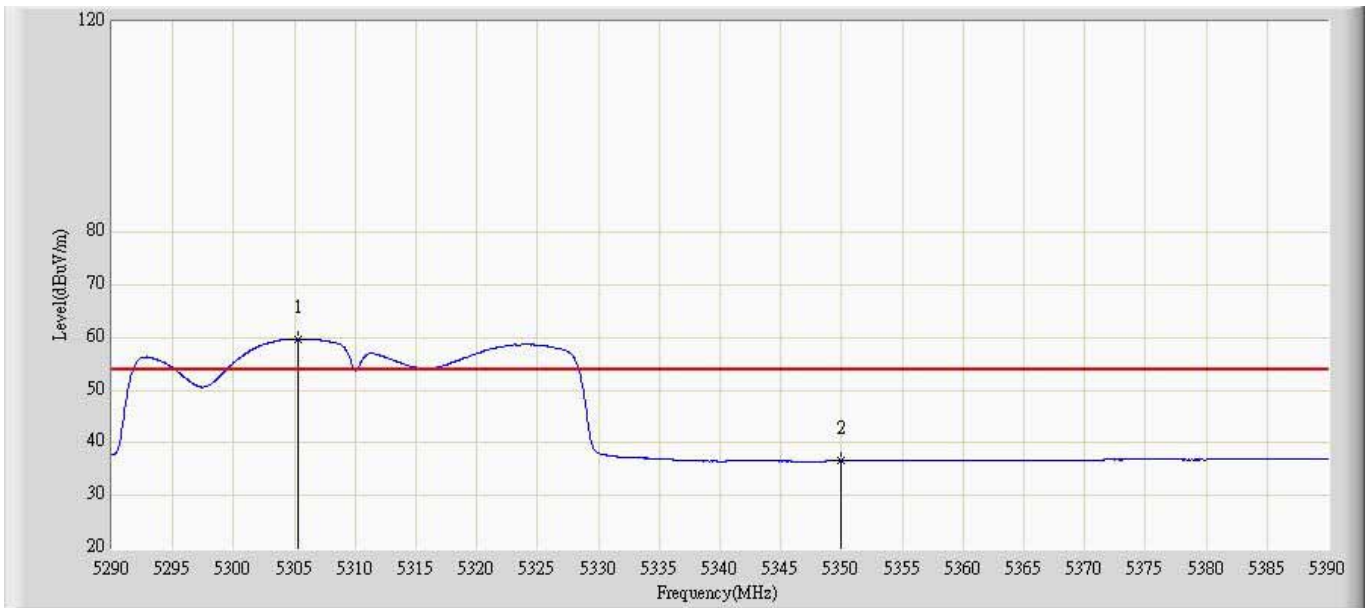
No	Flag	Mark	Frequency (MHz)	Measure Level (dBuV/m)	Reading Level (dBuV)	Over Limit (dB)	Limit (dBuV/m)	Factor	Type
1		*	5322.750	64.575	72.407	N/A	N/A	-7.832	AV
2			5350.000	36.568	44.351	-17.432	54.000	-7.783	AV

Engineer: Brgant	
Site: AC5	Time: 2013/04/16 - 11:06
Limit: FCC_Part15.209_RE(3m)	Margin: 0
Probe: Horn_3117_988(1-18GHz)	Polarity: Horizontal
EUT: WIRELESS-ABGN 3X3 NETWORK MINI PCIE ADAPTER	Power: AC 120V/60Hz
Note: Mode 3: Transmit at channel 5310 MHz by 802.11n40 Chain 0+1+2	



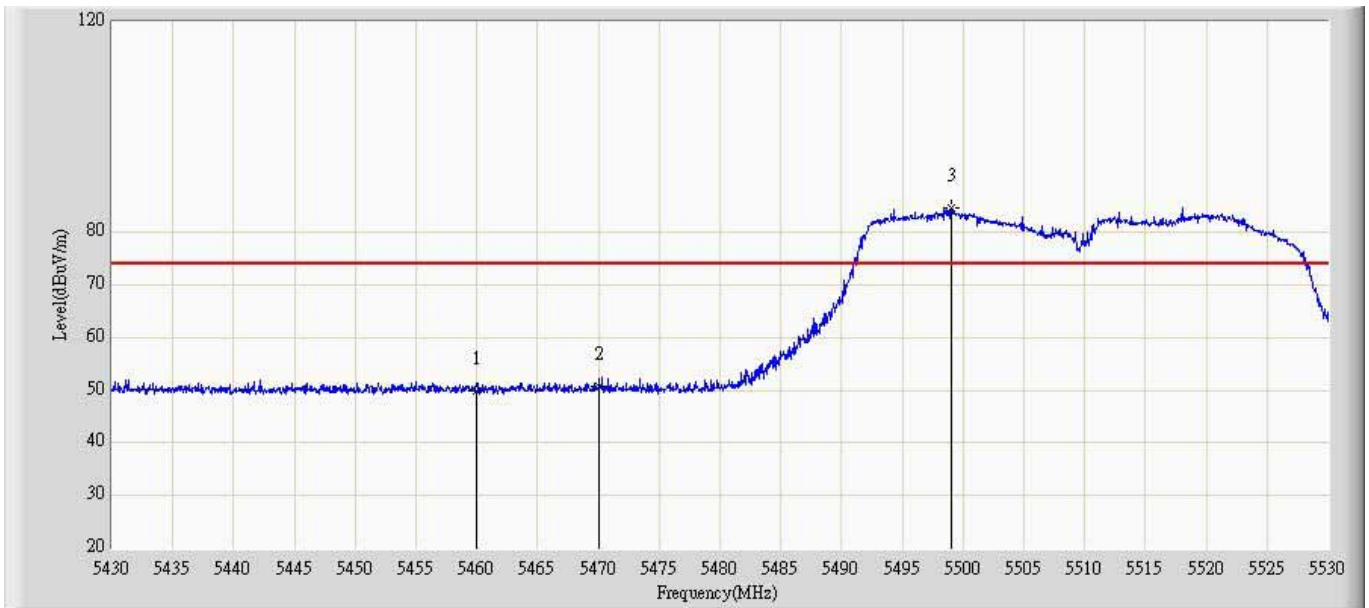
No	Flag	Mark	Frequency (MHz)	Measure Level (dBuV/m)	Reading Level (dBuV)	Over Limit (dB)	Limit (dBuV/m)	Factor	Type
1		*	5318.450	73.808	81.471	N/A	N/A	-7.663	PK
2			5350.000	49.886	57.509	-24.114	74.000	-7.623	PK

Engineer: Brgant	
Site: AC5	Time: 2013/04/16 - 11:09
Limit: FCC_Part15.209_RE(3m)	Margin: 0
Probe: Horn_3117_988(1-18GHz)	Polarity: Horizontal
EUT: WIRELESS-ABGN 3X3 NETWORK MINI PCIE ADAPTER	Power: AC 120V/60Hz
Note: Mode 3: Transmit at channel 5310 MHz by 802.11n40 Chain 0+1+2	



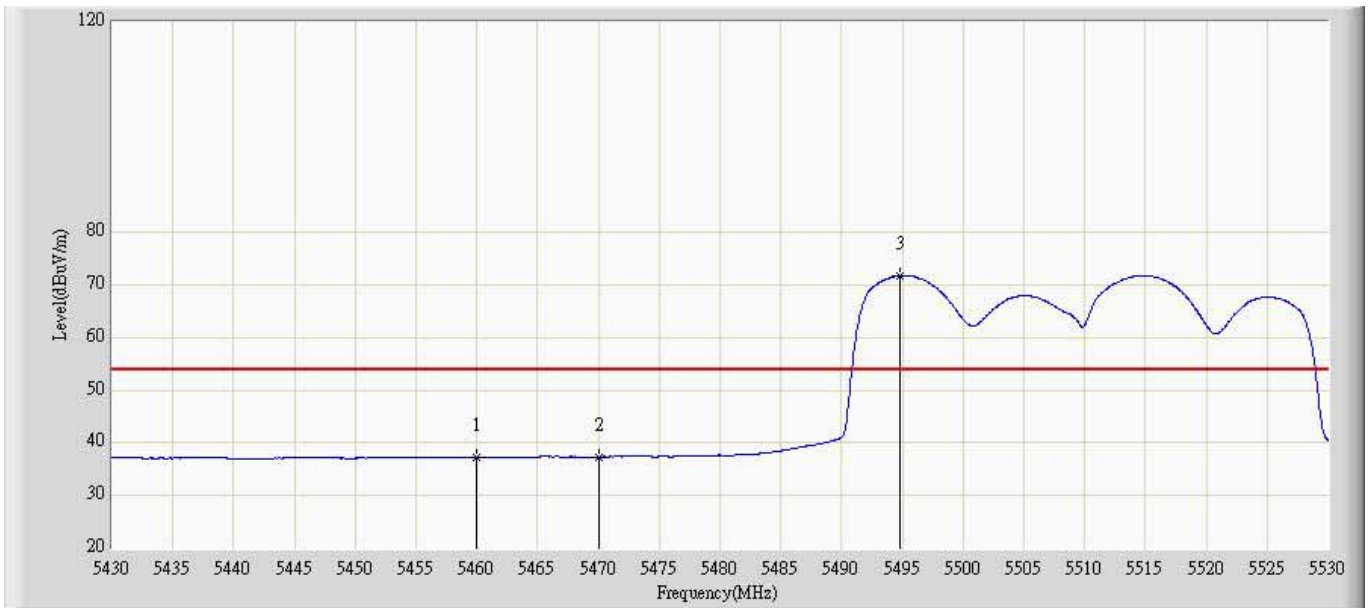
No	Flag	Mark	Frequency (MHz)	Measure Level (dBuV/m)	Reading Level (dBuV)	Over Limit (dB)	Limit (dBuV/m)	Factor	Type
1		*	5305.350	59.735	67.411	N/A	N/A	-7.675	AV
2			5350.000	36.605	44.228	-17.395	54.000	-7.623	AV

Engineer: Brgant	
Site: AC5	Time: 2013/04/16 - 11:10
Limit: FCC_Part15.209_RE(3m)	Margin: 0
Probe: Horn_3117_988(1-18GHz)	Polarity: Vertical
EUT: WIRELESS-ABGN 3X3 NETWORK MINI PCIE ADAPTER	Power: AC 120V/60Hz
Note: Mode 3: Transmit at channel 5510 MHz by 802.11n40 Chain 0+1+2	



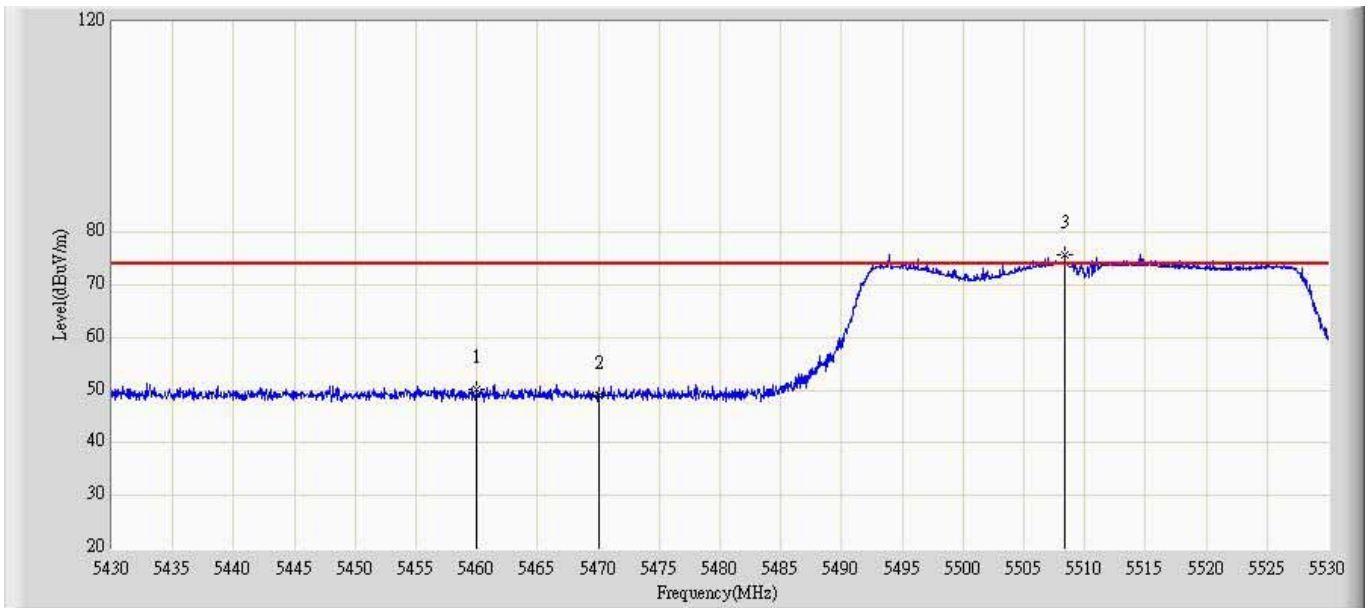
No	Flag	Mark	Frequency (MHz)	Measure Level (dBuV/m)	Reading Level (dBuV)	Over Limit (dB)	Limit (dBuV/m)	Factor	Type
1			5460.000	49.927	57.548	-24.073	74.000	-7.621	PK
2			5470.000	50.745	58.341	-37.555	88.300	-7.596	PK
3		*	5499.000	84.518	92.094	N/A	N/A	-7.577	PK

Engineer: Brgant	
Site: AC5	Time: 2013/04/16 - 11:12
Limit: FCC_Part15.209_RE(3m)	Margin: 0
Probe: Horn_3117_988(1-18GHz)	Polarity: Vertical
EUT: WIRELESS-ABGN 3X3 NETWORK MINI PCIE ADAPTER	Power: AC 120V/60Hz
Note: Mode 3: Transmit at channel 5510 MHz by 802.11n40 Chain 0+1+2	



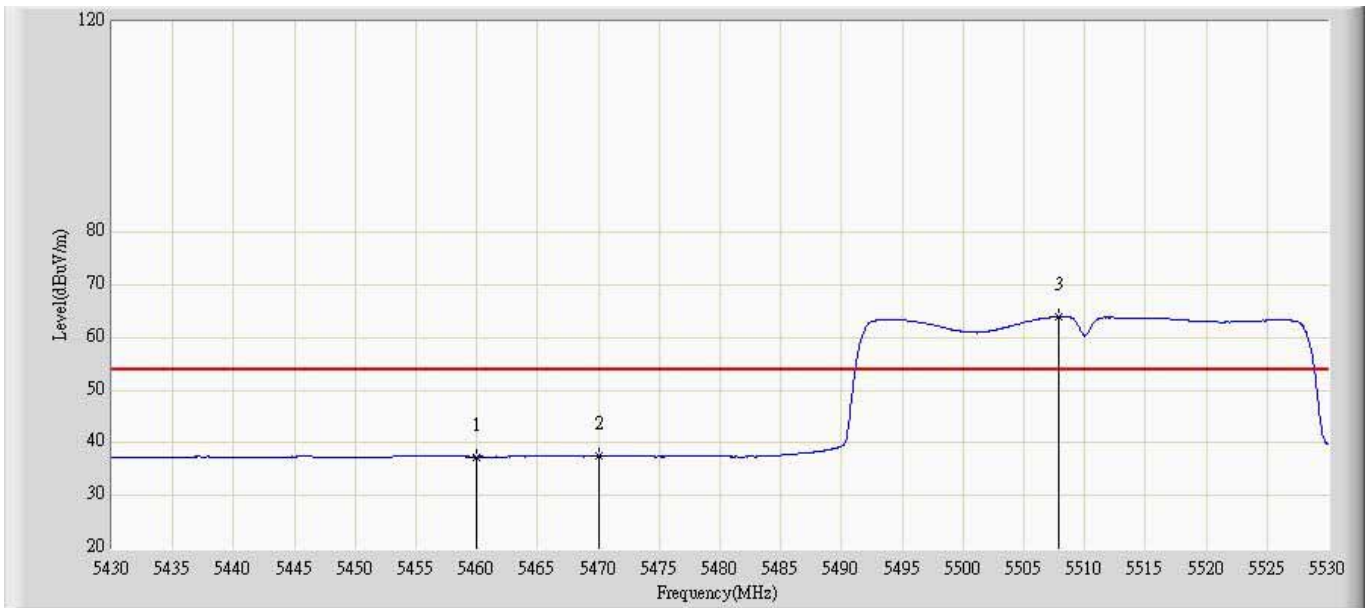
No	Flag	Mark	Frequency (MHz)	Measure Level (dBuV/m)	Reading Level (dBuV)	Over Limit (dB)	Limit (dBuV/m)	Factor	Type
1			5460.000	37.257	44.878	-16.743	54.000	-7.621	AV
2			5470.000	37.350	44.946	-30.950	68.300	-7.596	AV
3		*	5494.800	71.738	79.316	N/A	N/A	-7.578	AV

Engineer: Brgant	
Site: AC5	Time: 2013/04/16 - 11:12
Limit: FCC_Part15.209_RE(3m)	Margin: 0
Probe: Horn_3117_988(1-18GHz)	Polarity: Horizontal
EUT: WIRELESS-ABGN 3X3 NETWORK MINI PCIE ADAPTER	Power: AC 120V/60Hz
Note: Mode 3: Transmit at channel 5510 MHz by 802.11n40 Chain 0+1+2	



No	Flag	Mark	Frequency (MHz)	Measure Level (dBuV/m)	Reading Level (dBuV)	Over Limit (dB)	Limit (dBuV/m)	Factor	Type
1			5460.000	50.111	57.616	-23.889	74.000	-7.505	PK
2			5470.000	48.895	56.379	-39.405	88.300	-7.484	PK
3		*	5508.350	75.773	83.242	N/A	N/A	-7.469	PK

Engineer: Brgant	
Site: AC5	Time: 2013/04/16 - 11:14
Limit: FCC_Part15.209_RE(3m)	Margin: 0
Probe: Horn_3117_988(1-18GHz)	Polarity: Horizontal
EUT: WIRELESS-ABGN 3X3 NETWORK MINI PCIE ADAPTER	Power: AC 120V/60Hz
Note: Mode 3: Transmit at channel 5510 MHz by 802.11n40 Chain 0+1+2	



No	Flag	Mark	Frequency (MHz)	Measure Level (dBuV/m)	Reading Level (dBuV)	Over Limit (dB)	Limit (dBuV/m)	Factor	Type
1			5460.000	37.376	44.881	-16.624	54.000	-7.505	AV
2			5470.000	37.431	44.915	-30.869	68.300	-7.484	AV
3		*	5507.850	63.960	71.430	N/A	N/A	-7.470	AV

11. Frequency Stability

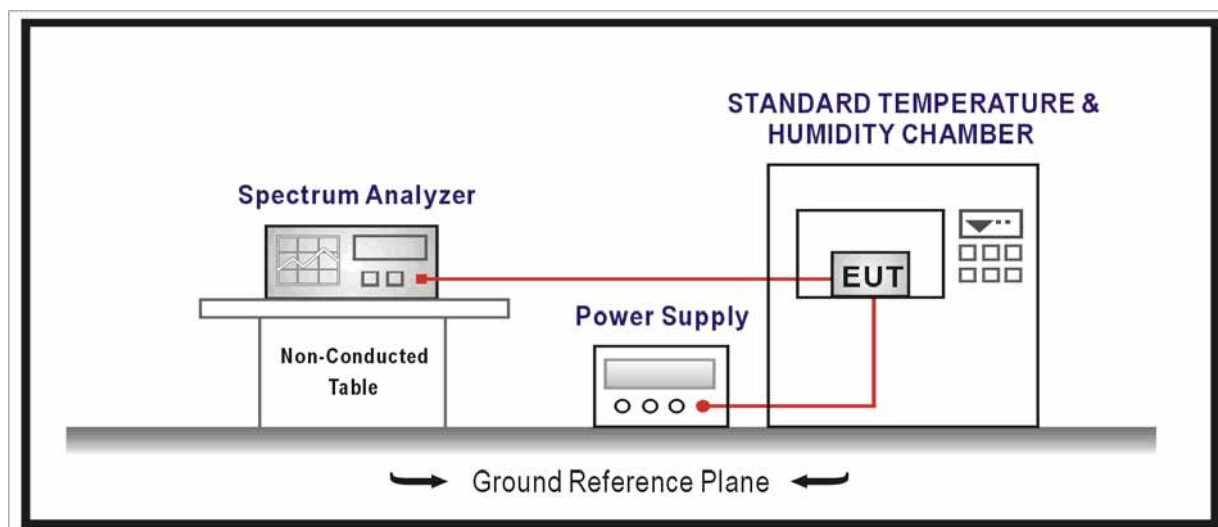
11.1. Test Equipment

Frequency Stability / TR-8

Instrument	Manufacturer	Type No.	Serial No.	Cali. Due Date
Spectrum Analyzer	Agilent	E4446A	MY45300103	2014.01.21
AC Power Supply	IDRC	CF-500TP	979422	2013.09.17
DC Power Supply	IDRC	CD-035-020PR	977272	2013.09.17
Programmable Temperature & Humidity Chamber	Gaoyu	TH-1P-B	WIT-05121302	2014.01.13
Temperature/Humidity Meter	zhicheng	ZC1-2	TR8-TH	2014.05.07

Note: All equipments are calibrated with traceable calibrations. Each calibration is traceable to the national or international standards.

11.2. Test Setup



11.3. Limit

Manufactures of U-NII devices are responsible for ensuring frequency stability such that an emission is maintained within the band of operation under all conditions of normal operation as specified in the user's manual.

11.4. Test Procedure

Frequency Stability Under Temperature Variations:

The equipment under test was connected to an external AC or DC power supply and input rated voltage. RF output was connected to a frequency counter or spectrum analyzer via feed through attenuators. The EUT was placed inside the temperature chamber. Set the spectrum analyzer RBW low enough to obtain the desired frequency resolution and measure EUT 20°C operating frequency as reference frequency. Turn EUT off and set the chamber temperature to highest. After the temperature stabilized for approximately 30 minutes recorded the frequency. Repeat step measure with 10°C decreased per stage until the lowest temperature reached.

Frequency Stability Under Voltage Variations:

Set chamber temperature to 20°C. Use a variable AC power supply / DC power source to power the EUT and set the voltage to rated voltage. Set the spectrum analyzer RBW low enough to obtain the desired frequency resolution and recorded the frequency.

Reduce the input voltage to specify extreme voltage variation ($\pm 15\%$) and endpoint, record the maximum frequency change.

11.5. Uncertainty

The measurement uncertainty is defined as ± 100 Hz

11.6. Test Result

Product	:	WIRELESS-ABGN 3X3 NETWORK MINI PCIE ADAPTER
Test Item	:	Frequency Stability
Test Site	:	TR-8
Test Mode	:	Carrier Transmit

Operating Frequency: 5180MHz					
Temp (°C)	Voltage (AC)	Frequency Tolerance (ppm)			
		0 minutes	2 minutes	5 minutes	10 minutes
-10	102	2.44	2.44	2.48	2.47
	120	2.02	2.02	2.01	2.01
	138	2.23	2.21	2.20	2.16
20	102	2.44	2.44	2.48	2.47
	120	2.01	2.01	2.00	2.01
	138	2.22	2.20	2.20	2.19
55	102	2.37	2.36	2.36	2.35
	120	2.02	2.01	2.00	2.01
	138	2.27	2.24	2.24	2.22

_____ The End _____